

Product Bulletin

Brand/product: Falcon

Date: October 06, 2025

Subject: October 2025 Price Book Updates

W Series Lock

Page 67: 605 and 606 finishes removed from the offering.

Cylinders/Keys



Page 144: Construction Keying - Conventional Cylinder section updated for clarity.

Page 133: Adapter ring (part number A09890-000-00) has been removed from Conventional Mortise Cylinder Cams section.

FALCON®

Price book 15

Effective February 28, 2025 • Rev. 10/25



United States Customer Care

Our Customer Care Representatives are available for questions or assistance.

877-671-7011

Customer service

- ☎ Press **1**
- ✉ Support@allegion.com

Technical product support

- ☎ Press **2**
- Mechanical Locks/Keying Systems**
- ✉ Mechanical_Locks_TechProdSupport@allegion.com
- Exit Devices**
- ✉ Exits_TechProdSupport@allegion.com
- Closers**
- ✉ Closers_TechProdSupport@allegion.com

For new projects or to locate an authorized distributor

- ☎ Press **3**

Sales support

- ✉ Support@allegion.com

Overtur™ Software Support

<https://support.overtur.allegion.com>

United States Administrative Office

11819 N. Pennsylvania Street
Carmel, IN 46032
allegion.com/us

Canada Customer Care

Our Customer Care Representatives are available for questions or assistance.

- ☎ 800-900-4734
- ✉ Canada.CustomerService@allegion.com

Technical product support

- ✉ Canada.TechServices@allegion.com

Placing orders

- You can place orders with Allegion via the fax number or email listed below:
- ☎ 1-800-209-4734
 - ✉ Canada.Orders.Service@allegion.com

Canada Administrative Office

1076 Lakeshore Road East
East Mississauga, Ontario L5E 1E4
allegion.ca

United States Request for quote

Carolinas

(North Carolina, South Carolina, Virginia)
Carolinas.Quotes@allegion.com

Central

(Illinois, Iowa, Kansas, Missouri, Nebraska)
Central.Quotes@allegion.com

Chicago

(Northern Illinois, Wisconsin)
Chicago.Quotes@allegion.com

Florida

Florida.Quotes@allegion.com

Metro New York

(Metro New York, Northern New Jersey)
Metro.Quotes@allegion.com

Michigan

Michigan.Quotes@allegion.com

Mid Atlantic North

(New York, Western Pennsylvania)
Mid.Atlantic.North.Quotes@allegion.com

Mid Atlantic South

(Delaware, Eastern Pennsylvania, Maryland, Northern Virginia, Southern New Jersey, Washington DC)
Mid.Atlantic.South.Quotes@allegion.com

Midwest

(Indiana, Kentucky, Ohio, West Virginia)
Midwest.Quotes@allegion.com

Mountain States

(Colorado, Idaho, Montana, Nevada, Utah, Wyoming)
Mtn.States.Quotes@allegion.com

New England

(Connecticut, Maine, Massachusetts, New Hampshire, Rhode Island, Vermont)
NewEngland.Quotes@allegion.com

North Central

(Minnesota, North Dakota, South Dakota)
NorthCentral.Quotes@allegion.com

Northern California

NoCal.Quotes@allegion.com

Northwest

(Alaska, Oregon, Washington)
Northwest.Quotes@allegion.com

South

(Alabama, Georgia, Louisiana, Mississippi, Tennessee)
South.Quotes@allegion.com

Southern California

(Southern California, Hawaii)
SoCal.Quotes@allegion.com

Southwest

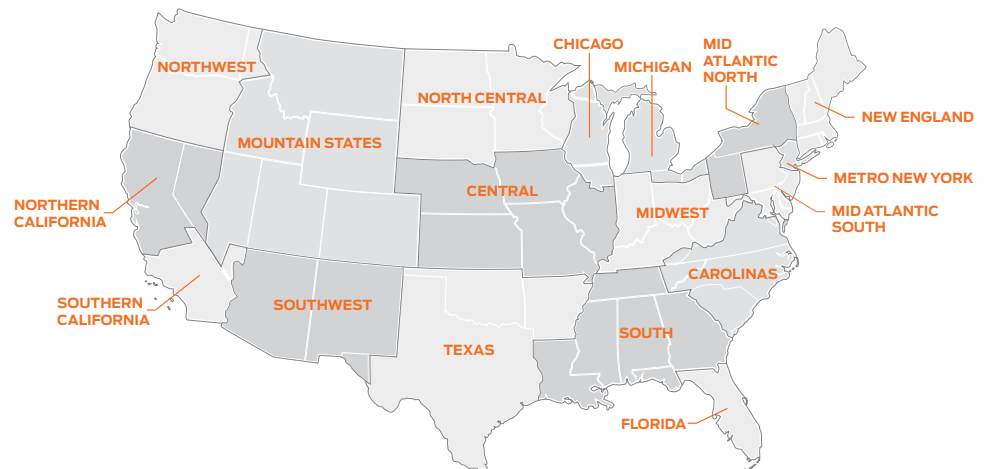
(Arizona, New Mexico)
Southwest.Quotes@allegion.com

Texas

(Arkansas, Texas, Oklahoma)
Texas.Quotes@allegion.com

Canada Request for quote

(All Regions/Provinces)
Quote.Request.Canada@allegion.com



Contents

Doing business with Allegion.....5
Where to send orders5
Miscellaneous information6

LOCKS

MA Series

Overview..... 9
 Functions 12
 Styles..... 15
 Configure a product.....17
 Parts.....25

T Series

Overview.....29
 Functions32
 Styles.....34
 Configure a product.....36
 Parts.....42

B Series

Overview.....47
 Functions 50
 Styles..... 51
 Configure a product.....52
 Parts.....57

W Series

Overview..... 61
 Functions 64
 Styles..... 66
 Configure a product..... 68
 Parts.....74

D100 Series

Overview..... 77
 Functions 80
 Styles..... 81
 Configure a product.....82
 Parts.....87

D200 Series

Overview..... 91
 Functions 94
 Styles..... 95
 Configure a product..... 96
 Parts.....101

H2 Series

Overview..... 105
 Functions 108
 Styles..... 109
 Configure a product.....111
 Parts..... 115

Cylinders, keys, and keying.....117

Cylinders 118
 Cylinder parts133
 Keys.....139
 Construction core program142
 Cylinder and key stamping.....143
 Keying charges.....144
 Overtur™ Key system management software.....145

Portable security

Overview.....147
 Cable locks149
 Special security..... 150
 Parts..... 151

Locks product index..... 152

EXIT DEVICES

Overview..... 157

Available finishes.....158
 General exit device information.....159
 Factors affecting exit devices 160
 How to order 161

25 Series

Overview.....163
 Configure a product.....167
 Rim devices (25-R)167
 Surface vertical rod devices (25-V) 168
 Mortise lock devices (25-M)..... 169
 Concealed vertical rod devices (25-C).....170
 Wood Door Concealed vertical rod devices (25-CWDC).171
 Options.....172
 Kits.....177
 Parts.....178
 Exploded view 184

24 Series

Overview..... 198
 Configure a product.....201
 Rim devices (24-R)201
 Surface vertical rod devices (24-V)202
 Concealed vertical rod devices (24-C).....203
 Wood Door Concealed vertical rod devices
 (24-CWDC).....204
 Options.....205
 Kits.....208
 Parts.....210
 Exploded view216

Contents

19 Series

Overview.....	228
Configure a product.....	230
Rim devices (19-R).....	230
Surface vertical rod devices (19-V).....	231
Options.....	232
Kits.....	235
Parts.....	236
Exploded view.....	238

20 Series

Overview.....	243
Configure a product.....	244
Rim devices (20-R).....	244
Surface vertical rod devices (20-V).....	244
Trim.....	245

1690/1790 Series

Overview.....	246
Configure a product.....	247
Concealed vertical rod pushpad devices.....	247
Rim type pushpad devices.....	248
Options and kits.....	249
Parts.....	251
Exploded view and device parts.....	252

1990/2090 Series

Overview.....	255
Configure a product.....	256
Concealed vertical rod crossbar devices.....	256
Rim crossbar devices.....	257
Options.....	258
Parts.....	259
Exploded view and device parts.....	260

Exit accessories

Mullions and mullion parts.....	265
---------------------------------	-----

DOOR CLOSERS

General closer information.....	269
Available finishes.....	269
Common applications.....	270

Surface door closers

SC Series options overview.....	271
---------------------------------	-----

Surface-mounted

SC60A Series	273
Options.....	273
Parts and accessories.....	274

SC70A Series.....275

Options.....	275
Parts and accessories.....	276

SC80A Series.....277

Options.....	277
Parts and accessories.....	278

SC90A Series.....279

Options.....	279
Parts and accessories.....	280

Overhead-concealed

OHC100A Series	281
Parts and accessories.....	282

Electromechanical auto operator

8200 Series	283
Parts and accessories.....	283

8300 Series.....284

Actuators and accessories.....	284
--------------------------------	-----

ELECTRONICS

Power supplies.....	285
Allegion Connect.....	287
Electric power transfers.....	288

MERCHANDISING AIDS.....289

FORMS.....290

Policies and documents

The purchase of Allegion products is governed by the Allegion Authorized Seller Program. For program terms and conditions, and other program details, please visit:

USA www.allegion.com/AuthorizedSeller

CAN www.allegion.ca/policies

For Warranty information, visit us.allegion.com/warranty or contact Customer Service at:


USA 877-671-7011

CAN 800-900-4734

Sustainability

Allegion can provide sustainability documentation for select products, ensuring transparency and adherence to environmental standards and building certification programs such as LEED and Living Building Challenge. This documentation includes detailed information on the sustainable practices and materials used, helping you make informed decisions that align with your sustainability goals.

To view the full list of products with declarations, please visit: <https://us.allegion.com/en/resources/sustainability.html>



Online ordering is available through Overtur™ Estimate and Order (OEO)

OEO offers much more than placing online orders including:

- Provides net price for direct customers and list price for indirect customers, integrator partners and end-users
- Online Ordering for direct customers
- Automated price updates
- Ability to export price lists and cross-reference guides in Excel
- Configuration and configuration reports, including e-lock configurations
- Request a quote or quote revision from an estimate
- Keying Guide
- Library pre-built hardware sets

How to get it:

1. Login or register at <http://360portal.allegion.com>
2. Find the Estimate and Order Icon and follow the instructions to request access
3. The Online Ordering team will begin working on your access with your Allegion Sales Representative

Traditional ordering methods

United States

✉ Allegion_Orders@allegion.com

☎ 1-800-248-1460

Canada

✉ Canada.Orders.Service@allegion.com

☎ 1-800-209-4734

Training and Troubleshooting



Scan the QR Code to access our resource center or visit

<https://support.oeo.allegion.com/hc/en-us>

Questions or issues should be reported to Online.Ordering.Support@allegion.com for escalation

Miscellaneous information

Mounted lock samples

Individual mounted samples are available for all lock series. The samples are mounted on a mount block and are fully operative thus allowing demonstration of each functions' individual features. There is a nominal charge for the mount block. There is no charge for mounting of the hardware. See page 289 for mount selection.

Set of finish samples

One (1) of each finish on 1-1/4" diameter disks attached together with a bead chain.
 Finishes Included: 605, 606, 613, 619, 622, 625, 630, and 643E. Contact your RSO representative for availability.

Competitors' keyways

A selection of standard keyways of other lock manufacturers is available as listed below (6-pin only). Consult options sections of each series for availability. (Not available in any mortise and rim cylinders, or factory master keyed.)
 Furnished 0-Bitted unless otherwise specified. KD option is not available for locks containing 2 cylinders.

MANUFACTURER	KEYWAY	KEYWAY OPTIONS
Corbin Russwin®	60	0-Bitted, KD
	L4	0-Bitted, KA4
Russwin	D1	0-Bitted, KD
Sargent®	LA	0-Bitted, KD
Yale®	8 (Para)	0-Bitted, KD

Interchangeable cores

The "A" keyway is standard for IC products and will be supplied unless otherwise specified. A, B, C, D, DD, E, F, G, H, J, K, L, M, N, Q, R, TB, TD are equivalent to BEST® and Arrow® IC keyways of the same names. Consult Allegion Customer Service for restricted keyways not listed here. Conventional cylinders are not compatible with interchangeable core.

Competitors' cores

Falcon standard IC preps accept Arrow (including Flexcore), BEST (including PKS, Peaks® and CORMAX®), InstaKey®, Kaba Peaks®, Keymark™ and KSP cores. Other brands of interchangeable cores are compatible with T Series lockset. See page 29 for details.

Conventional cylinders

The "G" keyway is standard for conventional cylinder products and will be supplied unless otherwise specified. E, H, K, L, N and P are also available. Consult Allegion Safety Customer Service for restricted keyways and other keyways not listed here.
 Note: Interchangeable core not compatible with conventional cylinders.

Restricted keyway policy

All keyways not listed in the above statements defined as standard keyways are considered RESTRICTED. Falcon requires a minimum cylinder order size to qualify for a defined geographic area restricted key system. A letter of authorization is required for the purchase of keys, locks or cylinders (to include plugs) for a restricted keyway.

- USA Contact 877-671-7011 for availability.
- CAN Contact 800-900-4734 for availability.

Finishes

Although we apply the finest available protective plating and/or enamel coating to the surface of our products, these finishes have limitations and in time may deteriorate either from exposure to weather, pollution, perspiration, extremes of climate, frequency of use or other factors. Deterioration of these finishes is, therefore, not a defect, but a normal process which is unavoidable. Our Company cannot accept responsibility for finish deterioration in these circumstances and therefore the finishes cannot be guaranteed. These products will not be refinished or replaced under our warranty should deterioration of finishes occur.

Some finishes are not suggested for areas that are subject to corrosive climate or chemical conditions. We recommend chrome plated or stainless steel finishes for these areas.

ANSI/BHMA FINISH	US NUMBER	DESCRIPTION
605 ¹	US3	Bright Brass - Clear Coated
606	US4	Satin Brass - Clear Coated
613 ²	US10B	Satin Bronze; Dark Oxidized and Oil-Rubbed
619	US15	Satin Nickel
622	-	Matte Black
625	US26	Bright Chromium
626	US26D	Satin Chromium
630	US32D	Satin Stainless Steel
643E	US11	Aged Bronze

1. 605 finish is not recommended for corrosive climates.
2. Oil Rubbed Bronze (613) is considered a category "B" finish by ANSI/BHMA and will vary in color when applied to different alloys and forms of base material. 613 will also vary from production lot and additionally from one manufacturer to another. Oil Rubbed Bronze will wear off over time due to the "rubbed" finishing method that has no protective coating or plating.

Please refer to price columns for each lock series for finish availability.

Marking cartons

Markings (e.g., door number, stock reference numbers) on individual product cartons will be provided with no charge.¹

¹ Applies to United States market only.



MA SERIES

T SERIES

B SERIES

W SERIES

D100 SERIES

D200 SERIES

H2 SERIES

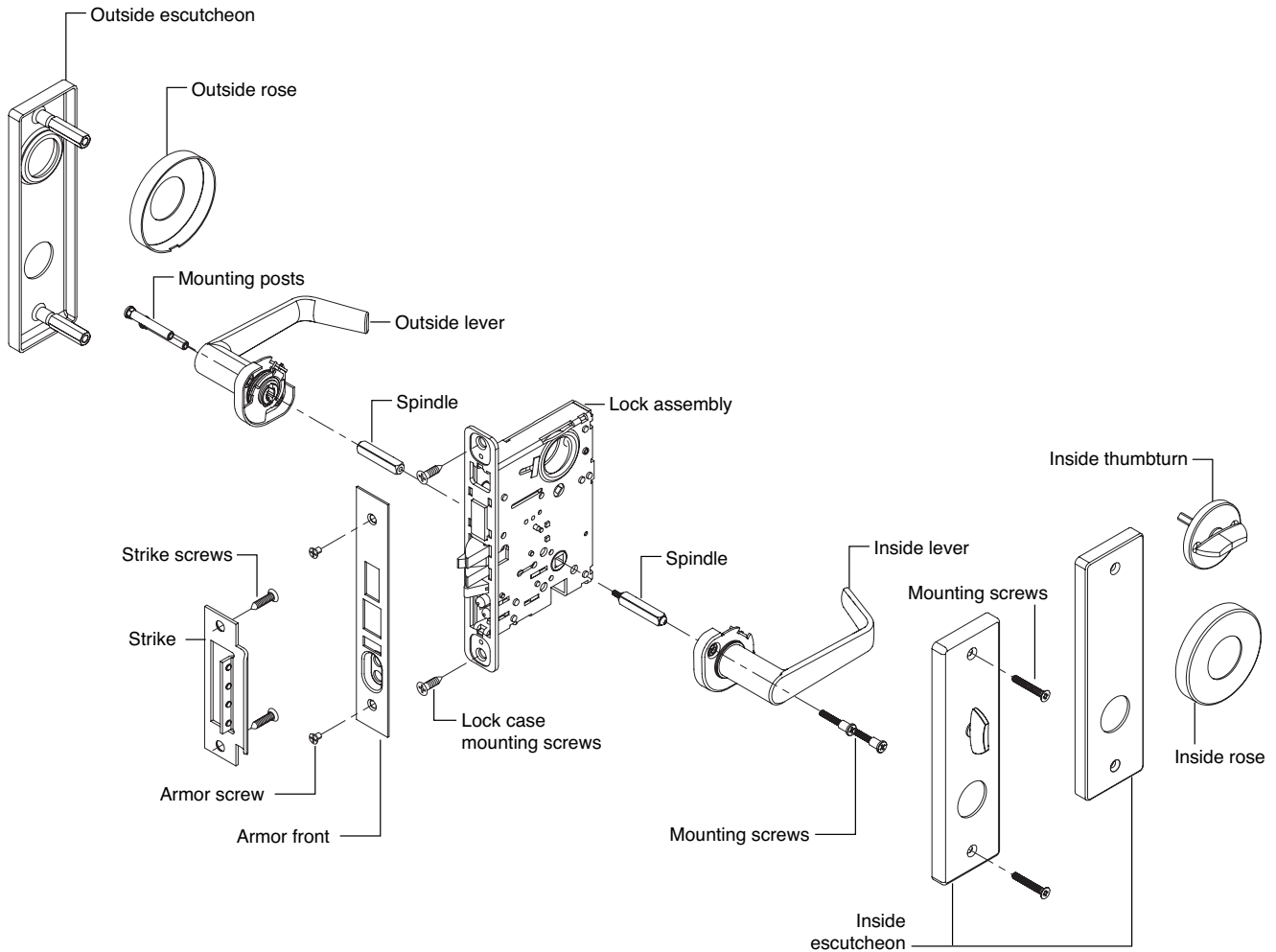
CYLINDERS/KEYS

PORTABLE

INDEX

this page intentionally blank

MA SERIES
Grade 1 mortise lock



How to order

To order products, attribute values should be provided in the sequence shown below. Each value should be separated by a period.

Line item	Quantity	Required for all lock orders											Door dimensions			Options				Keying			
		Brand	Series + Function	Cylinder type (keyed functions only)	Outside style			Inside style			Handing	Armor front	Strike	Door thickness	Extended	Strike lip length	Indicator	Screw option	Lead lining	Connector	Keying code	Keyway	Pack keys independently
		1	2	3	4A	4B	4C	5A	5B	5C	6	7	8	9A	9B	9C	10A	10B	10C	10D	11A	11B	11C

Specifying dimensions:

Dimensions should be provided with the whole number followed by a dash and then the fraction of an inch. Example: 1-3/4.

Line Item

Quantity

- 1 Brand:** Required only when specifying a product Less (LLL) any attribute.
- 2 Series+Function:** Series combined with function.
- 3 Cylinder type:** Specify cylinder code for keyed functions.
- 4A Outside lever design:** Required for all orders.
- 4B Outside rose/escutcheon:** Required for all orders.
- 4C Outside finish:** Required for all orders.
- 5A Inside lever design:** Required only if different from the outside lever design, or if specifying a product Less (LLL) any attribute.
- 5B Inside rose/escutcheon:** Required only when specifying a product Less (LLL) any attribute.
- 5C Inside finish:** Specify only if different from the outside finish, or if specifying a product Less (LLL) any attribute.
- 6 Handing:** Required for select lever designs. If not specified, the order will be shipped right handed (RH).
- 7 Armor front:** Leave blank for default armor front. Specify part number if non-default armor front is required, or if specifying a product Less (LLL) any attribute.
- 8 Strike:** Leave blank for default strike. Specify part number if non-default strike is required, or if specifying a product Less (LLL) any attribute.
- 9A Door thickness:** Leave blank for default 1-3/4" thick doors. Specify if other than 1-3/4", or if specifying a product Less (LLL) any attribute. Specify with a DT prefix followed by the door thickness dimension. Example: DT1-3/8, DT2-1/4.
- 9B Extended:** Specify for doors greater than 1-3/4". EE = Extended equally, EI = Extended inside, EO = Extended outside, ED = Extended differently (Extended different (ED)).
- 9C Strike lip length:** Leave blank for default strike lip length. Specify for non-default strike lip length or if specifying a product Less (LLL) any attribute. Specify with a LIP prefix followed by the lip length dimension. Example: LIP1-3/8.
- 10A–10D Options:** Specify any desired options.
- 11A Keying code:** Default keying code is dictated by the selected cylinder type. Leave blank to receive the default keying code, or specify for any other keying code. If ordering a product Less (LLL) any lock attribute, keying code must be specified.
- 11B Keyway:** Default way is dictated by the selected cylinder type. Leave blank to receive the default keyway, or specify to order any other keyway. If ordering a product Less (LLL) any lock attribute, keying code must be specified.
- 11C Pack keys independently:** Specify only when requesting that keys be packed independently.

Contents

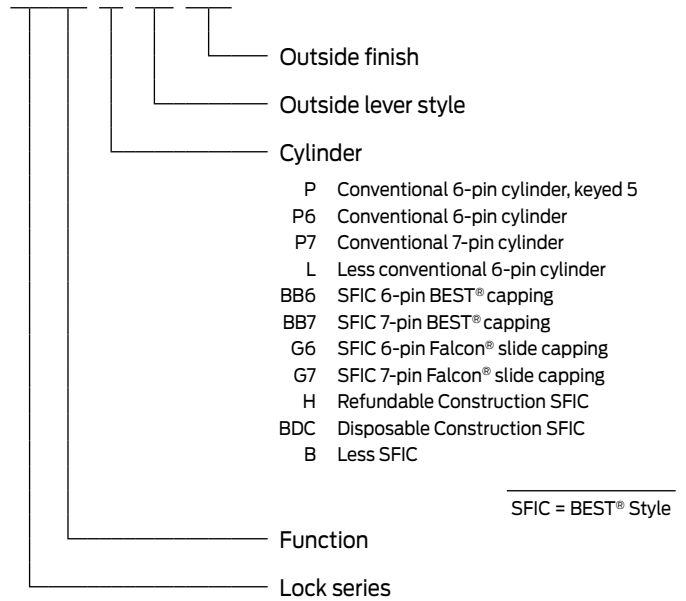
MA Series | Overview 9
MA Series | Functions 12
MA Series | Styles 15
MA Series | Configure a product 17
 Rose trim 18
 Escutcheon trim 18
 Deadlocks 19
 Cylinder adjustments 20
 Style options 20
 Armor front 21
 Strikes 22
 Door dimensions 22
 Options 22
 Indicators 23
 Less components 24
 Trim packages 24
MA Series | Parts 25
 Lever assemblies 25
 Roses and related components 25
 Escutcheons and related components 26
 Strikes 26
 Armor fronts (scalps) 26
 Miscellaneous parts 27
 Lock cases 27
 Screw packs 28

BAA/ARRA

Contact your local RSO or
 Sales Rep. for ordering details

Product identification

MA521 . P . AG . 626



Finish codes and descriptions

BHMA code		Description
605	(US 3)	Bright Brass
606	(US 4)	Satin Brass
619	(US 15)	Satin Nickel
622	(US 19)	Matte Black
625	(US 26)	Bright Chrome
626	(US 26D)	Satin Chrome
630	(US 32D)	Satin Stainless Steel
643E	(US 11)	Aged Bronze

Standard features



Certifications	ANSI A156.13, Series 1000, Grade 1 Operation and Security, UL Listed for 3-Hour fire door. With SFIC Interchangeable Core Cylinders: Grade 3 Security.
Case size	4-5/32" x 6"
Armor front	1-1/4" x 8"
Deadbolt	1" throw stainless steel
Latch bolt	2 piece stainless steel anti-friction bolt 3/4" projection
Strike	1-1/4" x 4-7/8", ANSI, square corner, with dust box
Backset	2-3/4"
Cylinder	6-pin solid brass, keyed 5-pin, Falcon G keyway, keyed different (KD)
Door range	1-3/4" to 1-7/8" standard
Keys	Two, nickel silver cut keys per lock, Falcon G keyway

ANSI/BHMA A156.13, Series 1000, Grade 1 Operation and Security, UL Listed for 3-Hour fire door

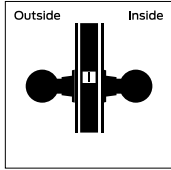
MORTISE LOCKS NON-KEYED

FALCON ANSI

MA101 F01

Passage/closet latchset

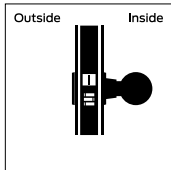
Latch bolt retracted by knob/lever from either side at all times. Inside knob/lever is always free for immediate egress.



MA161 F31

Connecting room/exit latch

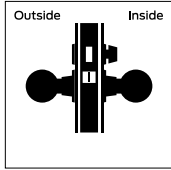
Latch bolt operated by knob/lever from inside. No trim outside. Auxiliary dead latch. Door handing must be specified on order.



MA301 F02

Privacy lock

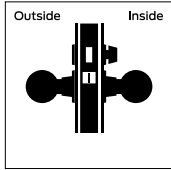
Latch bolt operated by knobs/levers either side, dead bolt operated by turn from inside or by emergency release outside. When the deadbolt is thrown, both levers are locked. Available with messaging indicator. Please specify.



MA311 F19

Privacy, bedroom or bath lock

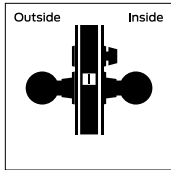
Latch bolt operated by knobs/levers. Dead bolt operated by turn from inside and emergency release outside. Rotating inside knob/lever retracts both bolts. Inside knob/lever is always free for immediate egress. Available with messaging indicator. Please specify.



MA321 F22

Privacy lock

Latch bolt operated by knob/lever from either side except when outside knob/lever is locked by inside T-turn. Operating inside knob/lever, closing door or operating outside emergency release unlocks outside knob/lever. Inside knob/lever is always free for immediate egress. Available with messaging indicator. Please specify.



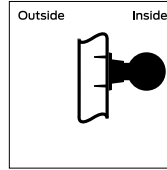
MORTISE LOCKS NON-KEYED DUMMY

FALCON ANSI

MA12

Single dummy

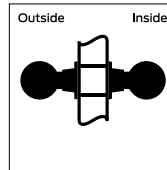
Single dummy trim.



MA18

Double dummy

Double dummy trim.



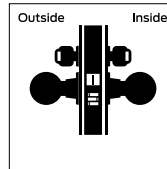
MORTISE LOCKS KEYED

FALCON ANSI

MA381 F09

Apartment, exit lock

Latch bolt operated by knob/lever from either side, except when outside knob/lever is locked by key from inside. When outside knob/lever is locked, latch bolt is retracted by key from outside or by operating inside lever. Auxiliary dead latch. Inside knob/lever is always free for immediate egress.

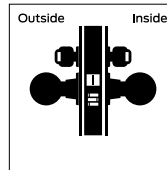


MA411 F30

Asylum lock

Latch bolt operated by key from either side. Both knobs/levers always inoperative. Auxiliary dead latch.

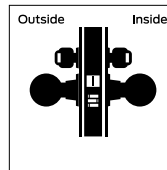
Caution: Double cylinder locks on residences and any door in any structure which is used for egress are a life safety hazard in times of emergency and their use is not recommended. Installation should be in accordance with existing codes only.



MA441 F32

Classroom security lock

Latch bolt operated by knob/lever from either side except when outside knob/lever is locked from inside or outside by key. When outside knob/lever is locked, latch bolt is retracted by key from inside or outside or by operating inside knob/lever. Auxiliary dead latch. Inside knob/lever is always free for immediate egress. Available with messaging indicator. Please specify.



MA SERIES
T SERIES
B SERIES
W SERIES
D100 SERIES
D200 SERIES
H2 SERIES
CYLINDERS/KEYS
PORTABLE
INDEX

ANSI/BHMA A156.13, Series 1000, Grade 1 Operation and Security, UL Listed for 3-Hour fire door

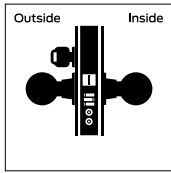
MORTISE LOCKS KEYED

FALCON ANSI

MA521 F04

Entry/office lock

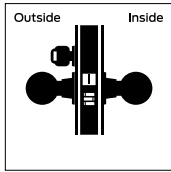
Latch bolt operated by knob/lever from either side except when outside knob/lever is made inoperative by buttons in face. When outside knob/lever is locked, latch bolt is retracted by key from outside or by operating inside knob/lever. Auxiliary dead latch. Inside knob/lever is always free for immediate egress.



MA561 F05

Classroom lock

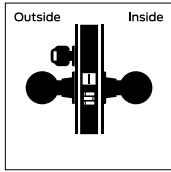
Latch bolt operated by knob/lever from either side except when outside knob/lever is locked by key. When outside knob/lever is locked, Latch bolt is retracted by key from outside or by operating inside knob/lever. Auxiliary latch deadlocks Latch bolt when door is closed. Inside knob/lever is always free for immediate egress.



MA581 F07

Storeroom lock

Latch bolt operated by key from outside or by operating inside knob/lever. Outside knob/lever is always inoperative. Auxiliary dead latch. Inside knob/lever is always free for immediate egress.



MORTISE LOCKS KEYED WITH DEADBOLT

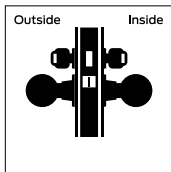
FALCON ANSI

MA371 F14

Store door lock

Latch bolt operated by knobs/levers either side. Dead bolt by key from either side. Available with messaging indicator. Please specify.

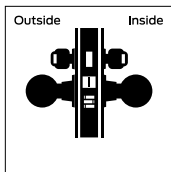
Caution: Double cylinder locks on residences and any door in any structure which is used for egress are a life safety hazard in times of emergency and their use is not recommended. Installation should be in accordance with existing codes only.



MA431 F34

Classroom security lock with deadbolt

Latch bolt operated by knob/lever from either side except when outside knob/lever is locked from inside or outside by key. Dead bolt retracted by key from inside or outside. Operating inside knob/lever retracts both bolts and unlocks outside. Latch bolt dead locked when dead bolt is thrown. Inside knob/lever is always free for immediate egress. Available with messaging indicator. Please specify.



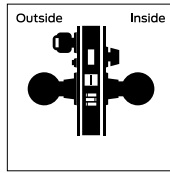
MORTISE LOCKS KEYED WITH DEADBOLT

FALCON ANSI

MA451 F15

Hotel guest lock

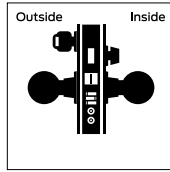
Latch bolt operated by key from outside or by operating inside knob/lever. Outside knob/lever is always inoperative. Dead bolt projected by turn from inside and all keys except emergency key are shut out. Operating inside knob/lever retracts both bolts. Auxiliary dead latch. Inside knob/lever is always free for immediate egress. Using MA451 in conjunction with SFIC must use Falcon SFIC mortise housing and Falcon SFIC core. Available with messaging indicator. Please specify.



MA531 F20

Apartment corridor door lock

Latch bolt operated by knob/lever from either side, except when outside knob/lever is made inoperative by buttons in face. Dead bolt operated by key outside or turn inside. Key outside operates both bolts. Operating inside knob/lever retracts both bolts and outside remains locked. Latch bolt is deadlocked when outside knob/lever is made inoperative or when the dead bolt is projected. When dead bolt is retracted, knob/lever is unlocked by buttons in face. Inside knob/lever is always free for immediate egress.

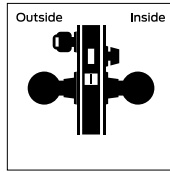


MA541 F21

Entry or office lock

Latch bolt retracted by knob/lever from either side. Deadbolt thrown or retracted by key outside or thumbturn inside. Available with messaging indicator. Please specify. Operating the inside lever will not retract latch bolt and deadbolt simultaneously.

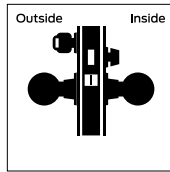
Caution: Double cylinder locks on residences and any door in any structure which is used for egress are a life safety hazard in times of emergency and their use is not recommended. Installation should be in accordance with existing codes only.



MA571 F13

Dormitory or exit lock

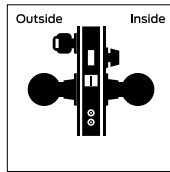
Latch bolt operated by knob/lever from either side. Dead bolt projected by key from outside & Turn from inside. Operating inside knob/lever retracts both bolts and unlocks outside. Inside knob/lever is always free for immediate egress. Available with messaging indicator. Please specify.



MA621 F08/F10

Apartment corridor lock

Latch bolt is operated by knob/lever from either side, except when outside knob/lever is made inoperative by buttons in face. Dead bolt is operated by turn inside. Key outside operates both bolts. Inside knob/lever is always free for immediate egress.



LOCKS
EXIT DEVICES
DOOR CLOSERS
ELECTRONICS
MERCHANDISING AIDS
FORMS

ANSI/BHMA A156.13, Series 1000, Grade 1 Operation and Security, UL Listed for 3-Hour fire door

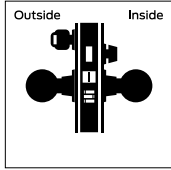
MORTISE LOCKS KEYED WITH DEADBOLT

FALCON ANSI

MA641

Dormitory lock

Latch bolt by knob/lever inside and key outside. Inside knob/lever free. Outside knob/lever rigid. Dead bolt by key outside or T-turn inside. Rotating inside knob/lever retracts both bolts. Deadlocking latch. Inside knob/lever is always free for immediate egress. Available with messaging indicator. Please specify.



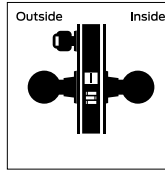
ELECTRIFIED LOCKS

FALCON ANSI

MA851-12 MA851-24

Storeroom-Fail Safe EL

Latch bolt operated by knob/lever from either side except when outside knob/lever is electrically locked. When outside knob/lever is locked, latch bolt retracted by key in outside cylinder. Deadlocking latch. Specify 12 or 24V DC. Inside knob/lever is always free for immediate egress.



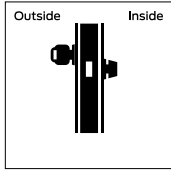
MORTISE LOCKS KEYED DEADBOLT

FALCON ANSI

MA911 F29

Classroom deadlock

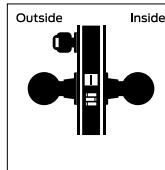
Key from outside operates dead bolt. Turn from inside retracts but does not project dead bolt.



MA851-12RX MA851-24RX

Storeroom-Fail Safe EL with MA851-24RX Request to Exit (RX)

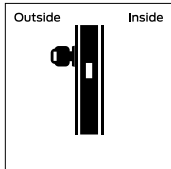
Latch bolt operated by knob/lever from either side except when outside knob/lever is electrically locked. When outside knob/lever is locked, latch bolt retracted by key in outside cylinder. RX monitors lever rotation from both sides. Compatible with normally open systems. Deadlocking latch. Specify 12 or 24V DC. Inside knob/lever is always free for immediate egress.



MA921 F18

Outside only deadlock

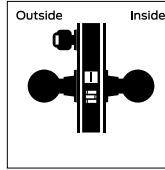
Dead bolt by key outside only. Available with messaging indicator. Please specify.



MA881-12 MA881-24

Storeroom-Fail Secure EU

Latch bolt operated by knob/lever from inside except when outside knob/lever is electrically unlocked, then knob/lever from either side. When locked, key in outside cylinder retracts latch bolt. Specify 12 or 24V DC. Deadlocking latch. Inside knob/lever is always free for immediate egress.

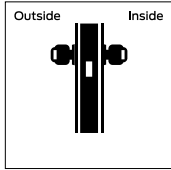


MA931 F16

Two-sided deadlock

Dead bolt by key from either side. Available with messaging indicator. Please specify.

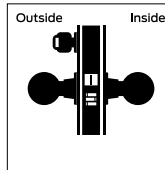
Caution: Double cylinder locks on residences and any door in any structure which is used for egress are a life safety hazard in times of emergency and their use is not recommended. Installation should be in accordance with existing codes only.



MA881-12RX MA881-24RX

Storeroom-Fail Secure EU

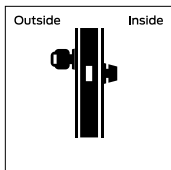
Latch bolt operated by knob/lever from inside except when outside knob/lever is electrically unlocked, then knob/lever from either side. When locked, key in outside cylinder retracts latch bolt. RX monitors lever rotation from both sides. Compatible with normally open systems. Deadlocking latch. Specify 12 or 24V DC. Inside knob/lever is always free for immediate egress.



MA941 F17

Deadlock with inside turn

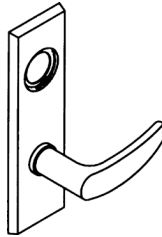
Dead bolt by key outside or turn inside. Available with messaging indicator. Please specify.



MA SERIES
T SERIES
B SERIES
W SERIES
D100 SERIES
D200 SERIES
H2 SERIES
CYLINDERS/KEYS
PORTABLE
INDEX

LEVER DESIGNS

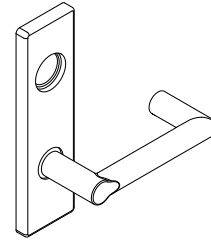
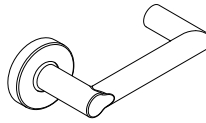
AVALON



AG Avalon-Gala
6AG Avalon-Gala Abrasive
8AG Avalon-Gala Knurled

AN Avalon-Napa
6AN Avalon-Napa Abrasive
8AN Avalon-Napa Knurled

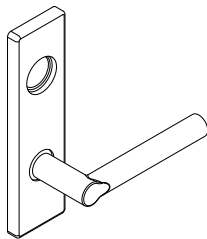
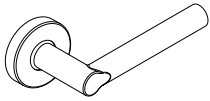
BOARDWALK



BOG Boardwalk-Gala

BON Boardwalk-Napa

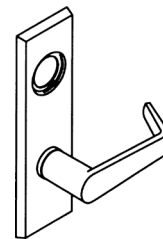
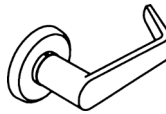
BROADWAY



BRG Broadway-Gala

BRN Broadway-Napa

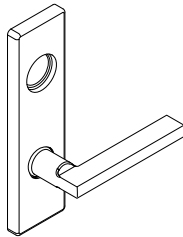
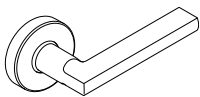
DANE



DG Dane-Gala
6DG Dane-Gala Abrasive
8DG Dane-Gala Knurled

DN Dane-Napa
6DN Dane-Napa Abrasive
8DN Dane-Napa Knurled

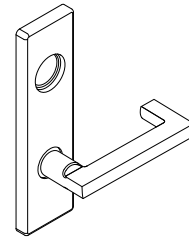
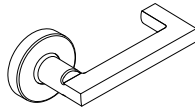
LATITUDE



LTG Latitude-Gala

LTN Latitude-Napa

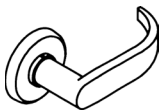
LONGITUDE



LGG Longitude-Gala

LGN Longitude-Napa

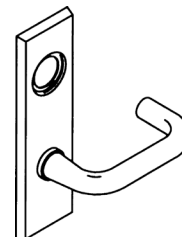
QUANTUM



QG Quantum-Gala
6QG Quantum-Gala Abrasive
8QG Quantum-Gala Knurled

QN Quantum-Napa
6QN Quantum-Napa Abrasive
8QN Quantum-Napa Knurled

SUTRO



SG Sutro-Gala
6SG Sutro-Gala Abrasive
8SG Sutro-Gala Knurled

SN Sutro-Napa
6SN Sutro-Napa Abrasive
8SN Sutro-Napa Knurled

MA SERIES
T SERIES
B SERIES
W SERIES
D100 SERIES
D200 SERIES
H2 SERIES
CYLINDERS/KEYS
PORTABLE
INDEX

FINISH AVAILABILITY		Bright Brass (605)	Satin Brass (606)	Satin Nickel (619)	Matte Black (622)	Bright Chrome (625)	Satin Chrome (626)	Bright Stainless Steel (629)	Satin Stainless Steel (630)	Aged Bronze (643E)
LEVERS										
Avalon	AG/AN	605	606	619	622	625	626	-	630	643E
Boardwalk	BOG/BON	605	606	619	622	625	626	-	-	643E
Broadway	BRG/BRN	605	606	619	622	625	626	-	-	643E
Dane	DG/DN	605	606	619	622	625	626	-	630	643E
Latitude	LTG/LTN	605	606	619	622	625	626	-	-	643E
Longitude	LGG/LGN	605	606	619	622	625	626	-	-	643E
Quantum	QG/QN	605	606	619	622	625	626	-	630	643E
Sutro	SG/SN	605	606	-	-	625	626	-	630	-
CYLINDER FINISHES										
COMPLETE LOCK FINISH		605	606	619	622¹	625	626	629	630	643E
Coordinating conventional cylinder										
Plug component		606	606	626	622	626	626	625	626	522
Housing faceplate component		605	606	619	622	625	626	629	630 ²	316
Rings		605	606	619	622	625	626	625	626	316
Thumbturn		677	678	-	-	681	682	681	682	-
Coordinating SFIC cylinder										
Plug (lower) component		605	606	626	622	625	626	-	-	522 ³
Core face (upper) component		605	606	626	622	625	626	-	-	522 ³
Housing faceplate component		605	606	619	622	625	626	-	-	316
Rings		605	606	619	622	625	626	-	-	316

1. Available in Falcon G keyway only.
 2. Finish not available for Mortise dummy configuration.
 3. 522 is a simulated 613 finish.

You can **configure and price a full range of products** using the tables and rules shown in this section.

The pricing of locks in this section includes the P cylinder in an open keyway (where applicable), default armor front, strike, and a 1-3/4" thick door. Additional modifications are available using the rules and price adjustments on the subsequent pages.

How to order:

- All applicable product attributes must be provided in the order shown below
- Each value must separated by a period
- If requesting a product "Less (LLL)" any attribute, the entire detailed ACN must be provided
- Fractions will be written with the "/" symbol separating the numerator and the denominator (example 1/2)
- For dimensions that contain a whole number and a fraction, a hyphen "-" will be added after the whole number and before the fraction (example 2-1/2)
- For two dimensions represented together, such as length and width, the values would be separated by an "x" with no spaces
- Finishes should be listed using their BHMA finish as shown in this book

Required for all lock orders																				
Brand	Series + Function	Cylinder type (keyed functions only)	Outside style		Inside style		Handing	Armor front	Strike	Door dimensions			Options				Keying			
			Outside lever + rose/escutcheon	Outside finish	Inside lever + rose/escutcheon	Inside rose/escutcheon				Door thickness	Extended	Strike lip length	Request to Exit (RX)	Indicator	Screw option	Lead lining	Connector	Keying code	Keyway	Pack keys independently
1	2	3	4A	4B	5A	5B	6	7	8	9A	9B	9C	10A	10B	10C	10D	10E	11A	11B	11C

◀ If ordering a product "Less (LLL)" any attribute, values for each attribute must be provided.

Only required if specifying different than outside style

Only required when deviating from the product's default. Specify only the deviated attribute(s).

Only required when deviating from the product's default. Specify only the deviated attribute(s).

EXAMPLE:

MA521 . P . AG . 626 . **LTG** . RH . **A8737-4 . DT2-1/2 . EO** . **KA-1 BIT . C1**

5A
8
9A
9B
11A
11B

Inside lever design different than outside

Deviating from the KD default requires keying to be specified

Thick door requires door thickness, extension, and strike to be specified if different than extended equal (EE)

MA SERIES
T SERIES
B SERIES
W SERIES
D100 SERIES
D200 SERIES
H2 SERIES
CYLINDERS/KEYS
PORTABLE
INDEX

COMPLETE LOCKS			LEVER STYLES (ROSE)		LEVER STYLES (ESCUTCHEON)	
Split finishes and designs will be priced at the highest list price of the design and/or finish.			AG	LTG	AN	LTN
Keyed function pricing based on cylinder with open Falcon G keyway.			BOG	LGG	BON	LGN
See page 20 for additional cylinder and keyway options.			BRG	QG	BRN	QN
☞ Denotes a product that requires handing to be specified.			DG	SG ¹	DN	SN ¹
FINISHES						
SERIES + FUNCTION			626, 643E	605, 606, 619, 622, 625, 630 ²	626, 643E	605, 606, 619, 622, 625, 630 ²
CYL DESCRIPTION						
NON-KEYED FUNCTIONS			ROSE TRIM		ESCUTCHEON TRIM	
MA101		Passage/closet latchset	\$624.00	\$636.00	\$653.00	\$665.00
MA161	☞	Connecting room/exit latch	\$506.00	\$518.00	\$535.00	\$547.00
MA301		Privacy lock	\$718.00	\$730.00	\$747.00	\$759.00
MA311		Privacy, bedroom or bath lock	\$824.00	\$836.00	\$853.00	\$865.00
MA321		Privacy lock	\$717.00	\$729.00	\$746.00	\$758.00
NON-KEYED DUMMY FUNCTIONS			ROSE TRIM		ESCUTCHEON TRIM	
MA12		Single dummy trim	\$222.00	\$228.00	\$237.00	\$243.00
MA18		Double dummy trim	\$451.00	\$463.00	\$480.00	\$492.00
KEYED, SINGLE CYLINDER, NON-DEADBOLT FUNCTIONS			ROSE TRIM		ESCUTCHEON TRIM	
MA521	P	Entry/office lock	\$799.00	\$811.00	\$828.00	\$840.00
MA561	P	Classroom lock	\$799.00	\$811.00	\$828.00	\$840.00
MA581	P	Storeroom lock	\$799.00	\$811.00	\$828.00	\$840.00
MA851-12 ^{3,4}	P	Storeroom (fail safe), 12 volt	\$1,083.00	\$1,095.00	\$1,112.00	\$1,124.00
MA851-24 ^{3,4}	P	Storeroom (fail safe), 24 volt	\$1,083.00	\$1,095.00	\$1,112.00	\$1,124.00
MA881-12 ^{3,4}	P	Storeroom (fail secure), 12 volt	\$1,083.00	\$1,095.00	\$1,112.00	\$1,124.00
MA881-24 ^{3,4}	P	Storeroom (fail secure), 24 volt	\$1,083.00	\$1,095.00	\$1,112.00	\$1,124.00
MA851-12RX ^{3,4}	P	Storeroom (fail safe) with Request-to-Exit (RX) option, 12 volt	\$1,348.00	\$1,360.00	\$1,377.00	\$1,389.00
MA851-24RX ^{3,4}	P	Storeroom (fail safe) with Request-to-Exit (RX) option, 24 volt	\$1,348.00	\$1,360.00	\$1,377.00	\$1,389.00
MA881-12RX ^{3,4}	P	Storeroom (fail secure) with Request-to-Exit (RX) option, 12 volt	\$1,348.00	\$1,360.00	\$1,377.00	\$1,389.00
MA881-24RX ^{3,4}	P	Storeroom (fail secure) with Request-to-Exit (RX) option, 24 volt	\$1,348.00	\$1,360.00	\$1,377.00	\$1,389.00
KEYED, SINGLE CYLINDER, DEADBOLT FUNCTIONS			ROSE TRIM		ESCUTCHEON TRIM	
MA451	P	Hotel guest lock	\$1,030.00	\$1,042.00	\$1,059.00	\$1,071.00
MA531	P	Apartment corridor door lock	\$824.00	\$836.00	\$853.00	\$865.00
MA541	P	Entry or office lock	\$824.00	\$836.00	\$853.00	\$865.00
MA571	P	Dormitory or exit lock	\$824.00	\$836.00	\$853.00	\$865.00
MA621	P	Apartment corridor lock	\$817.00	\$829.00	\$846.00	\$858.00
MA641	P	Dormitory lock	\$817.00	\$829.00	\$846.00	\$858.00

1. Sutro lever not available in 619, 622, or 643 finishes.
2. Boardwalk, Broadway, Latitude, and Longitude levers not available in 630 finish.
3. Power supply PS902 will be sufficient to operate an individual lock for multiple lock installation. See Electronics section on page 285.
4. Specify 12 or 24VDC for MA851 and MA881 functions. Default is 12V.

COMPLETE LOCKS			LEVER STYLES (ROSE)		LEVER STYLES (ESCUTCHEON)	
Split finishes and designs will be priced at the highest list price of the design and/or finish. Keyed function pricing based on cylinder with open Falcon G keyway. See page 20 for additional cylinder and keyway options. 🗝️ Denotes a product that requires handing to be specified.			AG	LTG	AN	LTN
			BOG	LGG	BON	LGN
			BRG	QG	BRN	QN
			DG	SG ¹	DN	SN ¹
			FINISHES			
SERIES + FUNCTION			626, 643E	605, 606, 619, 622, 625, 630 ²	626, 643E	605, 606, 619, 622, 625, 630 ²
CYL DESCRIPTION						
KEYED, DOUBLE CYLINDER FUNCTIONS			ROSE TRIM		ESCUTCHEON TRIM	
MA381	P	Apartment, exit lock	\$879.00	\$891.00	\$908.00	\$920.00
MA411	P	Asylum lock	\$879.00	\$891.00	\$908.00	\$920.00
MA441	P	Classroom security lock	\$879.00	\$891.00	\$908.00	\$920.00
KEYED, DOUBLE CYLINDER, DEADBOLT FUNCTIONS			ROSE TRIM		ESCUTCHEON TRIM	
MA371	P	Store door lock	\$879.00	\$891.00	\$908.00	\$920.00
MA431	P	Classroom security lock with dead bolt	\$904.00	\$916.00	\$933.00	\$945.00

1. Sutro lever not available in 619, 622, or 643 finishes.
2. Boardwalk, Broadway, Latitude, and Longitude levers not available in 630 finish.
3. Power supply PS902 will be sufficient to operate an individual lock for multiple lock installation. See Electronics section on page 285.
4. Specify 12 or 24VDC for MA851 and MA881 functions. Default is 12V.

COMPLETE LOCKS			FINISHES			
DEADLOCKS Includes appropriate scalp (armor front). Split finishes and designs will be priced at the highest list price of the design and/or finish. Keyed function pricing based on cylinder with open Falcon G keyway. See page 20 for additional cylinder and keyway options.				605		605
				606		606
			626	619	626	619
			643E	622	643E	622
				625		625
				630		630
MA SERIES DEADLOCKS, SINGLE CYLINDER			STANDARD TRIM		ESCUTCHEON TRIM	
MA911	P	Classroom deadlock	\$665.00	\$677.00	N/A	N/A
MA921	P	Outside only deadlock	\$615.00	\$627.00	\$644.00	\$656.00
MA941	P	Deadlock with inside turn	\$776.00	\$788.00	\$805.00	\$817.00
MA SERIES DEADLOCKS, DOUBLE CYLINDER			STANDARD TRIM		ESCUTCHEON TRIM	
MA931	P	Two-sided deadlock	\$664.00	\$676.00	\$693.00	\$705.00

COMPLETE LOCKS CYLINDER ADJUSTMENTS

Keyed locks on the previous pages are priced including cylinder with open Falcon G keyway. Provided below are pricing adjustments based on other available cylinder types.

For complete details on cylinders, tailpieces, keying and keys, including cylinders sold separate, see the [Cylinders](#) and [Keys](#) sections.

CYLINDER ADJUSTMENTS					
Description	Specify	Single cylinder function Price adjustment		Double cylinder function Price adjustment	
		Open	Restricted	Open	Restricted
Conventional 6-pin cylinder, keyed 5	P	\$0.00	\$16.00	\$0.00	\$32.00
Conventional 6-pin cylinder	P6	\$0.00	\$16.00	\$0.00	\$32.00
Conventional 7-pin cylinder	P7	\$16.80	\$32.80	\$33.60	\$65.60
Less conventional 6-pin cylinder	L	-\$89.00		-\$178.00	
SFIC 6-pin BEST® capping	BB6	\$62.00	\$78.00	\$124.00	\$156.00
SFIC 7-pin BEST® capping	BB7	\$62.00	\$78.00	\$124.00	\$156.00
SFIC 6-pin Falcon® slide capping	G6	\$62.00	\$78.00	\$124.00	\$156.00
SFIC 7-pin Falcon® slide capping	G7	\$62.00	\$78.00	\$124.00	\$156.00
Refundable Construction SFIC	H	\$62.00	N/A	\$124.00	N/A
Disposable Construction SFIC	BDC	\$0.00	N/A	\$0.00	N/A
Less SFIC	B	\$0.00		\$0.00	

COMPLETE LOCKS STYLE OPTIONS

Specify on order only if requesting an option other than the default.

- Knurling available in 626 finish only.

	ABRASIVE				KNURLED			
	Specify	Price adj. (per lever)	Specify	Price adj. (per lever)	Specify	Price adj. (per lever)	Specify	Price adj. (per lever)
TACTILE WARNING	ROSE TRIM (GALA)		ESCUTCHEON TRIM (NAPA)		ROSE TRIM (GALA)		ESCUTCHEON TRIM (NAPA)	
Avalon tactile lever	6AG	\$81.70	6AN	\$81.70	8AG	\$121.00	8AN	\$121.00
Boardwalk tactile lever	N/A	N/A	N/A	N/A	N/A	N/A	N/A	N/A
Broadway tactile lever	N/A	N/A	N/A	N/A	N/A	N/A	N/A	N/A
Dane tactile lever	6DG	\$81.70	6DN	\$81.70	8DG	\$121.00	8DN	\$121.00
Latitude tactile lever	N/A	N/A	N/A	N/A	N/A	N/A	N/A	N/A
Longitude tactile lever	N/A	N/A	N/A	N/A	N/A	N/A	N/A	N/A
Quantum tactile lever	6QG	\$81.70	6QN	\$81.70	8QG	\$121.00	8QN	\$121.00
Sutro tactile lever	6SG	\$81.70	6SN	\$81.70	8SG	\$121.00	8SN	\$121.00

COMPLETE LOCKS ARMOR FRONT

Specify on order only if requesting an option other than the default.

- Default 1-1/4" wide armor front - standard for doors 1-3/4" and thicker.
- Armor front finish will match the inside lever finish.

	DEFAULT
	≥ 1-3/4" doors
NON-KEYED FUNCTIONS	
MA101	S77801-LL
MA161	S77805-LL
MA301	S77819-LL
MA311	S77819-LL
MA321	S77801-LL
NON-KEYED DUMMY FUNCTIONS	
MA12	N/A
MA18	N/A
KEYED, SINGLE CYLINDER, NON-DEADBOLT FUNCTIONS	
MA521	S77804-LL
MA561	S77805-LL
MA581	S77805-LL
MA851-12	S77805-LL
MA851-24	S77805-LL
MA881-12	S77805-LL
MA881-24	S77805-LL
MA851-12RX	S77805-LL
MA851-24RX	S77805-LL
MA881-12RX	S77805-LL
MA881-24RX	S77805-LL
KEYED, SINGLE CYLINDER, DEADBOLT FUNCTIONS	
MA451	S77815-LL
MA531	S77820-LL
MA541	S77819-LL
MA571	S77819-LL
MA621	S77811-LL
MA641	S77815-LL

	DEFAULT
	≥ 1-3/4" doors
KEYED, DOUBLE CYLINDER FUNCTIONS	
MA381	S77805-LL
MA411	S77805-LL
MA441	S77805-LL
KEYED, DOUBLE CYLINDER, DEADBOLT FUNCTIONS	
MA371	S77819-LL
MA431	S77819-LL
DEADLOCKS, SINGLE CYLINDER	
MA911	S77816-LL
MA921	S77816-LL
MA941	S77816-LL
DEADLOCKS, DOUBLE CYLINDER	
MA931	S77816-LL

COMPLETE LOCKS STRIKES

Specify on order only if requesting an option other than the default.

- By default, the strike finish will match the inside lever finish.
- MA locks in 629 and 630 finishes are supplied with strikes in 625 and 626.

STRIKES WITH LOCKS				
Default	Door thickness	Lip length	Specify	Price adjustment
▪	1-3/4"	1-1/4"	A8737-1	\$0.00
	2"	1-7/16"	A8737-2	\$0.00
	2-1/4"	1-9/16"	A8737-3	\$0.00
	2-1/2"	1-11/16"	A8737-4	\$0.00
	1-3/4"	7/8"	A8737-5	\$0.00

COMPLETE LOCKS DOOR DIMENSIONS

DOOR THICKNESS AND EXTENDED

- Specify door thickness and extended on order only if different than 1-3/4" thick door.
- Door thickness should be specified to the nearest 1/8".
- If extended option is not specified, order will be shipped Extended Equal (EE).
- Other extended options include: Extended Outside (EO) and Extended Inside (EI).
- Extended Inside (EI) is only available on non-thumbturn functions.
- MA451 has maximum 1-3/4" door thickness.
- Not available for locks with indicator.

NON-STANDARD DOOR THICKNESS & EXTENDED OPTIONS			
Specify door thickness in to the nearest 1/8" increment.			
Door thickness	Specify		Price adjustment
	Door thickness	Extended	
Over 1-7/8"-2-1/2" thick doors	DT[Door thickness]	.[Select EE, EI, EO]	\$117.00

COMPLETE LOCKS OPTIONS

SCREW OPTIONS		
Description	Specify	Price adjustment
Tamper resistant Torx® screws for latch and strike	TORX	\$35.10
LEAD LINING		
Description	Specify (Prefix)	Price adjustment
1/8" thick lead lining installed on MA Series mortise lock case cover. Lead Wrap option not available on Latitude, Longitude, Broadway, and Boardwalk levers. Example: 9 DG for Dane Gala	9	\$261.00
ALLEGION CONNECT		
For wire harness options, refer to Power Supplies section on page 285.		
Description	Specify	Price adjustment
Cross-category solution using common interconnect components for electrified options. Available on the MA851 and MA881 functions including all voltage (12 or 24) and RX options.	CON	\$0.00

COMPLETE LOCKS INDICATORS

- Available in rose or escutcheon styles in 626 (Satin Chrome) and 630 (Satin Stainless Steel) finishes only.
- Only available for 1-3/4" and 1-7/8" door thicknesses.

OPTIONAL INDICATORS	
OCCUPIED	
VACANT	
Specify	Price adj.
Add M suffix to trim	\$133.00

	OCCUPIED/ VACANT	OCCUPIED/ VACANT
FUNCTION	INSIDE OF DOOR	OUTSIDE OF DOOR
KEYLESS FUNCTIONS		
MA101	N/A	N/A
MA161	N/A	N/A
MA301	N/A	\$133.00
MA311	N/A	\$133.00
MA321	N/A	\$133.00
KEYED, SINGLE CYLINDER, NON-DEADBOLT FUNCTIONS		
MA521	N/A	N/A
MA561	N/A	N/A
MA581	N/A	N/A
MA851-12	N/A	N/A
MA851-24	N/A	N/A
MA881-12	N/A	N/A
MA881-24	N/A	N/A
MA851-12RX	N/A	N/A
MA851-24RX	N/A	N/A
MA881-12RX	N/A	N/A
MA881-24RX	N/A	N/A
KEYED, SINGLE CYLINDER, DEADBOLT FUNCTIONS		
MA451	N/A	\$133.00
MA531	N/A	N/A
MA541	N/A	\$133.00
MA571	N/A	\$133.00
MA621	N/A	N/A
MA641	N/A	\$133.00

	OCCUPIED/ VACANT	OCCUPIED/ VACANT
FUNCTION	INSIDE OF DOOR	OUTSIDE OF DOOR
KEYED, DOUBLE CYLINDER FUNCTIONS		
MA381	N/A	N/A
MA411	N/A	N/A
MA441 ¹	See Note	N/A
KEYED, DOUBLE CYLINDER, DEADBOLT FUNCTIONS		
MA371	N/A	\$133.00
MA431	N/A	\$133.00
DEADLOCKS, SINGLE CYLINDER		
MA911	N/A	N/A
MA921	N/A	\$133.00
MA941	N/A	\$133.00
DEADLOCKS, DOUBLE CYLINDER		
MA931	N/A	\$133.00

1. Not available in Occupied/Vacant. The MA441 uses the Locked/ Unlocked message sign for the inside of the door. Add SI suffix to trim designation. List add \$133.00.

COMPLETE LOCKS LESS COMPONENTS

- Deductions are applied to complete lock prices.
- MA Series locks ordered less all components will be furnished as lock cases. See page 27 for part numbers.

LOCKS LESS COMPONENTS		
Description	Specify	Price adjustment
Less each lever	LLL for lever design	-\$37.80
Less each escutcheon	LLL for escutcheon design	-\$38.30
Less each rose	LLL for rose design	-\$9.90
Less armor front	LLL for armor front	-\$32.30
Less strike	LLL for strike	-\$16.80

Note: Sum of applicable deducts, use DG (Dane Gala) and specified finish for base price.

COMPLETE LOCKS TRIM PACKAGES

S = Rose trim, no thumbturn, up to 2 cylinders T = Rose trim, thumbturn, and cylinder
 C = Rose trim, thumbturn, no cylinder E = Escutcheon trim

- Contains inside and outside trim, screw pack with mounting hardware. Does not include armor front or strike.

TRIM PACKAGES					
Function(s)	Specify			Price	
	Catalog No.	Lever style	Finish	626, 643E ¹	605, 606, 619 ¹ , 622 ² , 625, 630 ²
MA101, 371, 381, 411, 431, 441, 521, 561, 581, 851, 881	TP 50 S	.[Lever]	.[Finish]	\$436.00	\$448.00
MA301, 311, 321	TP 60 C	.[Lever]	.[Finish]	\$475.00	\$487.00
MA451, 531, 541, 571, 621, 641	TP 70 T	.[Lever]	.[Finish]	\$507.00	\$519.00
MA101	TP 55 E	.[Lever]	.[Finish]	\$525.00	\$537.00
MA311, 321, 301	TP 65 E	.[Lever]	.[Finish]	\$551.00	\$563.00
MA431, 441, 411, 371, 381	TP 75 E	.[Lever]	.[Finish]	\$551.00	\$563.00
MA551, 881, 851, 581, 561, 521	TP 85 E	.[Lever]	.[Finish]	\$551.00	\$563.00
MA641, 541, 531, 571, 621, 451	TP 95 E	.[Lever]	.[Finish]	\$551.00	\$563.00

1. Sutro-Gala and Sutro-Napa Levers not available in 619, 622, or 643E finishes.
2. Boardwalk, Broadway, Latitude, and Longitude levers not available in 630 finish.
3. If Abrasive option is required on trim package, add additional \$81.70 to list price. Not available on Boardwalk, Broadway, Latitude, and Longitude levers.
4. If Knurling option is required on trim package, add additional \$121.00 to list price. Not available on Boardwalk, Broadway, Latitude, and Longitude levers.

PARTS

LEVER ASSEMBLIES Ordering instructions: Specify part number, handing, and finish. Separate values with a period. Lever assemblies include one lever assembly with spring cage.				Available finishes								
				605	606	613	619	622	625	626	630	643E
				▪	▪	N/A	▪	▪	▪	▪	▪	▪
Description	Specify for sold separate			Price								
	Part number	Handing	Finish	626, 643E	605, 606, 619, 622, 625	630						
Avalon, rose trim	AS76029	.[LH or RH]	.[Finish]	\$175.00	\$181.00	\$181.00						
Avalon, escutcheon trim	AE77029	.[LH or RH]	.[Finish]	\$175.00	\$181.00	\$181.00						
Boardwalk, rose trim	AS76310	.[LH or RH]	.[Finish]	\$175.00	\$181.00	N/A						
Boardwalk, escutcheon trim	AE77310	.[LH or RH]	.[Finish]	\$175.00	\$181.00	N/A						
Broadway, rose trim	AS76321	.[LH or RH]	.[Finish]	\$175.00	\$181.00	N/A						
Broadway, escutcheon trim	AE77321	.[LH or RH]	.[Finish]	\$175.00	\$181.00	N/A						
Dane, rose trim	AS76280	.[LH or RH]	.[Finish]	\$175.00	\$181.00	\$181.00						
Dane, escutcheon trim	AE77280	.[LH or RH]	.[Finish]	\$175.00	\$181.00	\$181.00						
Latitude, rose trim	AS76360	.[LH or RH]	.[Finish]	\$175.00	\$181.00	N/A						
Latitude, escutcheon trim	AE77360	.[LH or RH]	.[Finish]	\$175.00	\$181.00	N/A						
Longitude, rose trim	AS76760	.[LH or RH]	.[Finish]	\$175.00	\$181.00	N/A						
Longitude, escutcheon trim	AE77760	.[LH or RH]	.[Finish]	\$175.00	\$181.00	N/A						
Quantum, rose trim	AS76140	.[LH or RH]	.[Finish]	\$175.00	\$181.00	\$181.00						
Quantum, escutcheon trim	AE77140	.[LH or RH]	.[Finish]	\$175.00	\$181.00	\$181.00						
Sutro, rose trim	AS76526	.[LH or RH]	.[Finish]	\$175.00	\$181.00	\$181.00						
Sutro, escutcheon trim	AE77526	.[LH or RH]	.[Finish]	\$175.00	\$181.00	\$181.00						

ROSES & RELATED COMPONENTS Ordering instructions: Specify part number and finish. Separate values with a period.				Available finishes								
				605	606	613	619	622	625	626	630	643E
				▪	▪	N/A	▪	▪	▪	▪	▪	▪
Description	Specify for sold separate		Price									
	Part number	Finish	626, 643E	605, 606, 619, 622, 625, 630								
Rose, Gala	S76012	.[Finish]	\$45.10	\$51.10								
Emergency coin turn rose turn for MA 301/311/321	AS76853	.[Finish]	\$46.80	\$52.80								
Thumbturn assembly for rose trim for MA 301/311/321 when door thickness is less than 2"	AS75319	.[Finish]	\$46.80	\$52.80								
Thumbturn assembly for rose trim for all functions except MA 301/311/321 when door thickness is less than 2"	AS76319	.[Finish]	\$46.80	\$52.80								
Outside indicator, rose trim, MA301/311/321 ^{1,2}	AE55012-OT	.[Finish]	\$135.00	\$141.00								
Outside Indicator, rose trim, all functions except MA301/311/321/441 ^{1,2}	AE55012-OC	.[Finish]	\$135.00	\$141.00								

1. Only available for 1-3/4" and 1-7/8" door thicknesses.
 2. Only available in 626 and 630 finishes.

PARTS

ESCUTCHEONS & RELATED COMPONENTS Ordering instructions: Specify part number and finish. Separate values with a period.			Available finishes								
			605	606	613	619	622	625	626	630	643E
			▪	▪	N/A	▪	▪	▪	▪	▪	▪
Description	Specify for sold separate		Price								
	Part number	Finish	626, 643E		605, 606, 619, 622, 625, 630						
Napa, outside lever opening	AE77012-OP	.[Finish]	\$107.00		\$113.00						
Napa, outside cylinder and lever openings	AE77012-OC	.[Finish]	\$107.00		\$113.00						
Napa, outside cylinder only opening	AE77012-OK	.[Finish]	\$107.00		\$113.00						
Napa, outside emergency key and lever opening	AE77012-OT	.[Finish]	\$107.00		\$113.00						
Napa, inside lever opening	E77012-IP	.[Finish]	\$107.00		\$113.00						
Napa, inside blank, no lever opening	E77012-IB	.[Finish]	\$107.00		\$113.00						
Napa, inside lever opening with thumbturn attached	AE77012-IT	.[Finish]	\$130.00		\$136.00						
Napa, inside no lever opening with thumbturn attached	AE77012-IE	.[Finish]	\$130.00		\$136.00						
Napa, inside cylinder and lever opening	E77012-IC	.[Finish]	\$133.00		\$139.00						
Napa, inside cylinder only opening	E77012-IK	.[Finish]	\$133.00		\$139.00						
Napa, outside indicator escutcheon trim, MA301/311/321. Vacant/Occupied. ¹	AE87012-OT	.[Finish]	\$162.00		\$168.00						
Napa, outside indicator escutcheon trim, MA921/931/941. Vacant/Occupied. ¹	AE87012-OK	.[Finish]	\$162.00		\$168.00						
Napa, outside indicator escutcheon trim, all other functions. Vacant/Occupied. ¹	AE87012-OC	.[Finish]	\$162.00		\$168.00						
Napa, inside indicator escutcheon trim, MA441. Locked/Unlocked. ¹	AE87212-IC	.[Finish]	\$162.00		\$168.00						

1. Only available in 626 and 630 finishes.

STRIKES Ordering instructions: Specify part number and finish. Separate values with a period.			Available finishes								
			605	606	613	619	622	625	626	630	643E
			▪	▪	N/A	N/A	▪	▪	▪	N/A	▪
Default	Door thickness	Lip length	Specify for sold separate		Price						
			Part number	Finish							
▪	1-3/4"	1-1/4"	A8737-1	.[Finish]	\$32.80						
	2"	1-7/16"	A8737-2	.[Finish]	\$42.80						
	2-1/4"	1-9/16"	A8737-3	.[Finish]	\$42.80						
	2-1/2"	1-11/16"	A8737-4	.[Finish]	\$42.80						
	1-3/4"	7/8"	A8737-5	.[Finish]	\$42.80						

Screws not provided with armors or strikes when ordered separately. Please order S76300 if additional screws are required.

ARMOR FRONTS (SCALPS) Ordering instructions: Specify part number and finish. Separate values with a period. Armor front is included in complete MA lock.			Available finishes								
			605	606	613	619	622	625	626	630	643E
			▪	▪	N/A	N/A	▪	N/A	N/A	▪	▪
Description	Specify for sold separate		Price								
	Part number	Finish									
MA101, 321	S77801-LL	.[Finish]	\$60.20								
MA161, 381, 411, 441, 561, 581, 851, 881	S77805-LL	.[Finish]	\$60.20								
MA301, 311, 371, 431, 541, 571	S77819-LL	.[Finish]	\$60.20								
MA451, 641	S77815-LL	.[Finish]	\$60.20								
MA521	S77804-LL	.[Finish]	\$60.20								
MA531	S77820-LL	.[Finish]	\$60.20								

Screws not provided with armors or strikes when ordered separately. Please order S76300 if additional screws are required.

PARTS

Description	Available finishes									
	605	606	613	619	622	625	626	630	643E	
	▪	▪	N/A	N/A	▪	N/A	N/A	▪	▪	
Description	Specify for sold separate		Price							
	Part number	Finish								
ARMOR FRONTS (SCALPS) Ordering instructions: Specify part number and finish. Separate values with a period. Armor front is included in complete MA lock.										
MA621	S77811-LL	.[Finish]	\$60.20							
MA911, 921, 931, 941	S77816-LL	.[Finish]	\$60.20							

Screws not provided with armors or strikes when ordered separately. Please order S76300 if additional screws are required.

Description	Available finishes									
	605	606	613	619	622	625	626	630	643E	
	N/A	▪	N/A	N/A	N/A	N/A	N/A	▪	N/A	
Description	Specify for sold separate		Price							
	Part number	Finish								
MISCELLANEOUS PARTS Ordering instructions: Specify part number and finish. Separate values with a period.										
Plastic dust box, standard with lock	PE1396		\$7.50							
Metal dust box	005099-000-30		\$14.60							
Spindles (2) for lever on standard door thickness or knob on door thickness 1-7/8" – 2-1/2"	S76806		\$9.50							
Spindles (2) for lever on door thickness 1-7/8" – 2-1/2"	S76816		\$9.50							
Spindles (2) for knob on standard door thickness	S76206		\$9.50							
Spindles (2) for connecting door, MA161	S76802		\$9.50							
Mounting plate for use with no outside trim	AS5813		\$25.10							
Replacement M lock lever return spring (Note: Return spring is for the old Falcon M mortise lock, not the current Falcon MA mortise lock.)	030057-002		\$13.50							

Lock function and description	Specify		Price each	
	Part number	Handing		
	LOCK CASES			
<ul style="list-style-type: none"> Does not include armor front. Specify handing. Handing options include Right Hand (RH), Left Hand (LH), Right Hand Reverse (RHR), Left Hand Reverse (LHR). Handing is field reversible. 				
NON-KEYED				
MA101	Passage/closet latchset	A7801	.[LH, RH, RHR, LHR]	\$160.00
MA161	Connecting room/exit latch	A7831	.[LH, RH, RHR, LHR]	\$279.00
MA301	Privacy lock	A7802	.[LH, RH, RHR, LHR]	\$140.00
MA311	Privacy, bedroom or bath lock	A7819	.[LH, RH, RHR, LHR]	\$258.00
MA321	Privacy lock	A7822	.[LH, RH, RHR, LHR]	\$139.00
KEYED				
MA381	Apartment exit lock	A7809	.[LH, RH, RHR, LHR]	\$273.00
MA411	Asylum lock	A7830	.[LH, RH, RHR, LHR]	\$273.00
MA441	Classroom security lock	A7805	.[LH, RH, RHR, LHR]	\$273.00
MA521	Entry/office lock	A7804	.[LH, RH, RHR, LHR]	\$268.00
MA561	Classroom lock	A7805	.[LH, RH, RHR, LHR]	\$273.00
MA581	Storeroom lock	A7807	.[LH, RH, RHR, LHR]	\$268.00
KEYED WITH DEADBOLT				
MA371	Store door lock	A7814	.[LH, RH, RHR, LHR]	\$273.00
MA431	Classroom security lock with deadbolt	A7813	.[LH, RH, RHR, LHR]	\$299.00

PARTS

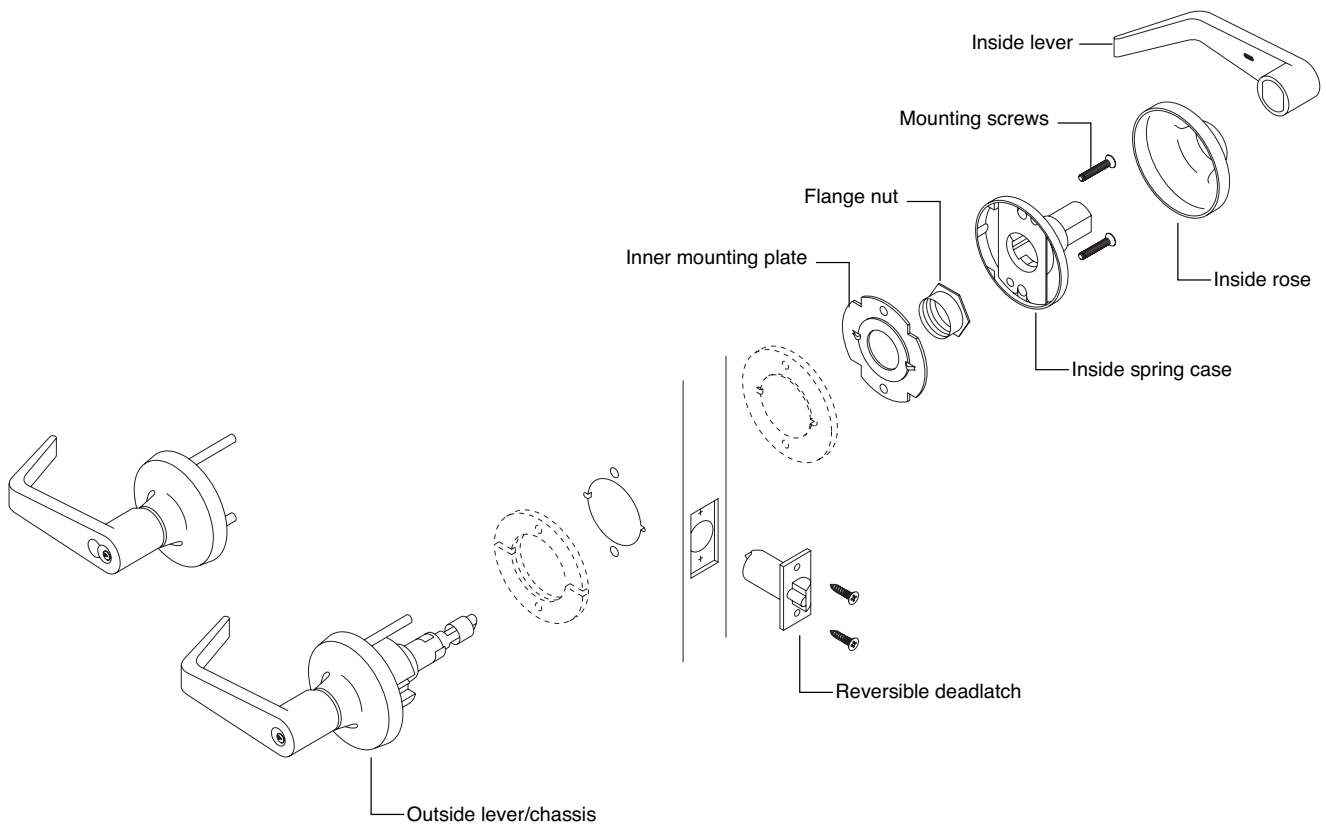
LOCK CASES					
<ul style="list-style-type: none"> Does not include armor front. Specify handing. Handing options include Right Hand (RH), Left Hand (LH), Right Hand Reverse (RHR), Left Hand Reverse (LHR). Handing is field reversible. 					
Lock function and description	Specify			Price each	
	Part number	Handing			
KEYED WITH DEADBOLT					
MA451	Hotel guest lock	A7815	.[LH, RH, RHR, LHR]		\$450.00
MA531	Apartment corridor door lock	A7820	.[LH, RH, RHR, LHR]		\$226.00
MA541	Entry or office lock	A7821	.[LH, RH, RHR, LHR]		\$226.00
MA571	Dormitory or exit lock	A7813	.[LH, RH, RHR, LHR]		\$299.00
MA621	Apartment corridor lock	A7808	.[LH, RH, RHR, LHR]		\$215.00
MA641	Dormitory lock	A7815	.[LH, RH, RHR, LHR]		\$450.00
ELECTRIFIED LOCK CASES					
MA851 12V	Storeroom (Fail Safe). Specify 12V DC.	A7851-12	.[LH, RH, RHR, LHR]		\$580.00
MA851 24V	Storeroom (Fail Safe). Specify 24V DC.	A7851-24	.[LH, RH, RHR, LHR]		\$580.00
MA881 12V	Storeroom (Fail Secure). Specify 12V DC.	A7881-12	.[LH, RH, RHR, LHR]		\$580.00
MA881 24V	Storeroom (Fail Secure). Specify 24V DC.	A7881-24	.[LH, RH, RHR, LHR]		\$580.00
MA851 12V RX	Storeroom (Fail Safe) w/ RX. Specify 12V DC.	A7851-12RX	.[LH, RH, RHR, LHR]		\$845.00
MA851 24V RX	Storeroom (Fail Safe) w/ RX. Specify 24V DC.	A7851-24RX	.[LH, RH, RHR, LHR]		\$845.00
MA881 12V RX	Storeroom (Fail Secure) w/ RX. Specify 12V DC.	A7881-12RX	.[LH, RH, RHR, LHR]		\$845.00
MA881 24V RX	Storeroom (Fail Secure) w/ RX. Specify 24V DC.	A7881-24RX	.[LH, RH, RHR, LHR]		\$845.00
DEADBOLTS					
MA911	Classroom deadlock	A7829	.[LH, RH, RHR, LHR]		\$354.00
MA921	Outside-only deadlock	A7816	.[LH, RH, RHR, LHR]		\$270.00
MA931	Two-sided deadlock	A7816	.[LH, RH, RHR, LHR]		\$270.00
MA941	Deadlock with inside turn	A7816	.[LH, RH, RHR, LHR]		\$270.00

SCREW PACKS	Available finishes									
	605	606	613	619	622	625	626	630	643E	
	N/A	▪	N/A	N/A	N/A	N/A	N/A	▪	N/A	
Description	Specify		Price							
	Part number	Finish								
1-3/4" – 1-7/8" door thickness, rose trim with levers	S76300	.[Finish]	\$35.10							
Over 1-7/8" – 2-1/2" door thickness, rose trim with levers	S76301	.[Finish]	\$35.10							
Over 1-7/8" – 2-1/2" door thickness, escutcheon trim with levers	E77301	.[Finish]	\$35.10							
1-3/4" – 1-7/8" door thickness, escutcheon trim with levers	E77300	.[Finish]	\$35.10							
Torx® screw pack, rose trim, no turn	S76306	.[Finish]	\$35.10							
Torx screw pack, rose trim, with turn	S76307	.[Finish]	\$35.10							
Torx screw pack, escutcheon trim, standard	E77306	.[Finish]	\$35.10							
Torx screw pack, escutcheon trim, over 1-7/8" – 2-1/2" door thickness	E77307	.[Finish]	\$35.10							

1. Non-Torx screw packs contains armor front screws, strike screws, trim screws, mortise screws, spindle, and mounting posts.
2. Torx screw packs contain armor front, strike, and trim screws only.

T SERIES

Grade 1 cylindrical lock



How to order

To order products, attribute values should be provided in the sequence shown below. Each value should be separated by a period.

Line item	Quantity	Brand	Series + Function	Cylinder type (keyed functions only)	Required for all lock orders		Handing	Latch	Strike	Door dimensions			Options						Keying				
					Outside style	Inside style				Door thickness	Extended	Strike lip length	Latch extension	Box for ANSI strike	Pack cylinders loose (PCL)	Screw option	Lead lining	Connector	Keying code	Keyway	Pack keys independently		
		1	2	3	4A	4B	5A	5B	6	7	8	9A	9B	9C	10A	10B	10C	10D	10E	10F	11A	11B	11C

Specifying dimensions:

Dimensions should be provided with the whole number followed by a dash and then the fraction of an inch. Example: 1-3/4.

Line Item

Quantity

1 Brand: Required only when specifying a product Less (LLL) any attribute.

2 Series+Function: Series combined with function.

3 Cylinder type: Specify cylinder code for keyed functions.

4A Outside lever design: Required for all orders.

4B Outside finish: Required for all orders.

5A Inside lever design: Required only if different from the outside lever design, or if specifying a product Less (LLL) any attribute.

5B Inside finish: Specify only if different from the outside finish, or if specifying a product Less (LLL) any attribute.

6 Handing: Required for select lever designs. If not specified, the order will be shipped right handed (RH).

7 Latch: Leave blank to receive the default latch. Specify part number if non-default latch is required or if specifying a product Less (LLL) any attribute.

8 Strike: Leave blank for default strike. Specify part number if non-default strike is required, or if specifying a product Less (LLL) any attribute.

9A Door thickness: Leave blank for default 1-3/4" thick doors. Specify if other than 1-3/4", or if specifying a product Less (LLL) any attribute. Specify with a DT prefix followed by the door thickness dimension. Example: DT1-3/8, DT2-1/4.

9B Extended: Specify for doors greater than 1-3/4". EE = Extended equally, EI = Extended inside, EO = Extended outside, ED = Extended differently (Extended different (ED)).

9C Strike lip length: Leave blank for default strike lip length. Specify for non-default strike lip length or if specifying a product Less (LLL) any attribute. Specify with a LIP prefix followed by the lip length dimension. Example: LIP1-3/8.

10A-10F Options: Specify any desired options.

11A Keying code: Default keying code is dictated by the selected cylinder type. Leave blank to receive the default keying code, or specify for any other keying code. If ordering a product Less (LLL) any lock attribute, keying code must be specified.

11B Keyway: Default way is dictated by the selected cylinder type. Leave blank to receive the default keyway, or specify to order any other keyway. If ordering a product Less (LLL) any lock attribute, keying code must be specified.

11C Pack keys independently: Specify only when requesting that keys be packed independently.

Contents

T Series | Overview 29

T Series | Functions 32

T Series | Styles 34

T Series | Configure a product 36

 Cylinder adjustments 38

 Style options 39

 Latches 39

 Strikes 40

 Door dimensions 40

 Options 41

 Less components 41

T Series | Parts 42

 Levers and related parts 42

 Chassis assemblies 43

 Roses 43

 Latches 44

 Strikes 44

 Miscellaneous parts 44

 Screws 46

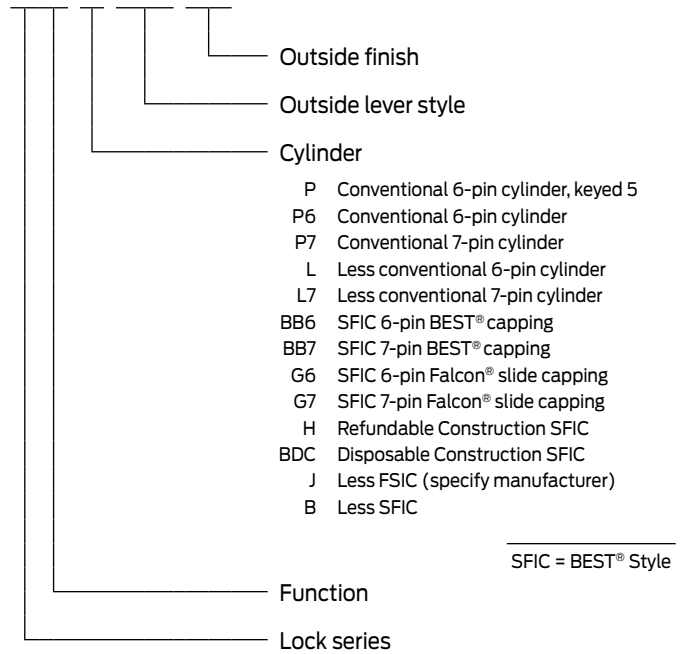
 Tailpieces 46

BAA/ARRA

Contact your local RSO or
Sales Rep. for ordering details

Product identification

T501 . P . DAN . 626



Finish codes and descriptions

BHMA code		Description
605	(US 3)	Bright Brass
606	(US 4)	Satin Brass
613	(US 10B)	Oil Rubbed Bronze
619	(US 15)	Satin Nickel
622	(US 19)	Matte Black
625	(US 26)	Bright Chrome
626	(US 26D)	Satin Chrome
643E	(US 11)	Aged Bronze

Standard features

Certification	ANSI A156.2, Series 4000, Grade 1, UL Listed for 3-Hour fire door
Latch	1-1/8" x 2-1/4", square corner faceplate, 1" housing diameter, 1/2" throw
Strike	1-1/4" x 4-7/8", ANSI, square corner, no box
Backset	2-3/4"
Cylinder	6-pin, solid brass, keyed 5-pin, Falcon G keyway, keyed different (KD)
Door range	1-3/4" to 2-1/8" standard
Keys	Two, nickel silver cut keys per lock, Falcon G keyway

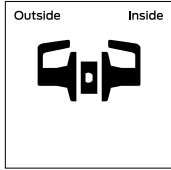


ANSI A156.2 Series 4000 Grade 1 key-in-lever locks

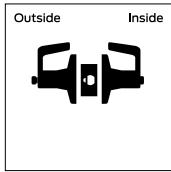
NON-KEYED LOCKS

FALCON ANSI

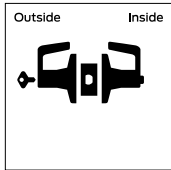
T101 F75 **Passage/closet latchset**
Latch bolt by levers at all times.



T291 **Privacy hospital lock**
Latch bolt by levers. Outside lever locked by push button in inside lever. Rotating inside lever, closing door, or turning emergency release turn button on outside, release push button. Inside is always free for egress.



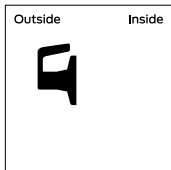
T301 F76 **Privacy lock**
Latch bolt by levers. Outside lever locked by push button in inside lever. Rotating inside lever or closing door releases push button. Emergency release in outside lever unlocks door.



NON-KEYED DUMMY

FALCON ANSI

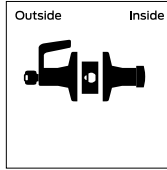
T12 **Dummy trim**
Single trim, surface-mounted rigid lever.



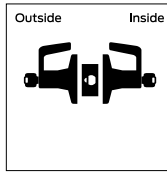
KEYED LOCKS

FALCON ANSI

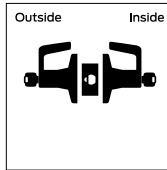
T351 **Closet lock**
Deadlocking latch bolt by turn knob inside or lever outside except when outside lever is locked by key.



T381 F88 **Classroom security lock**
Latch bolt operated by lever from either side except when key from inside lever locks outside lever. When outside lever is locked, Latch bolt retracted by key in outside lever or by turning inside lever.

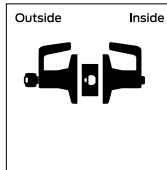


T411 F87 **Asylum lock**
Deadlocking latch bolt operated by key in lever from either side. Both levers always inoperable.



Caution: Double cylinder locks on residences and any door in any structure which is used for egress are a life safety hazard in times of emergency and their use is not recommended. Installation should be in accordance with existing codes only.

T501 F82 **Entry lock**
Push button locking. Button on inside locks outside lever until unlocked by key or by rotating inside lever. Inside lever always free. Deadlocking latch bolt.



Function note: This lock will stay locked when the door is closed. If you want your door to unlock when it closes, please purchase the 571 function.

MA SERIES
T SERIES
B SERIES
W SERIES
D100 SERIES
D200 SERIES
H2 SERIES
CYLINDERS/KEYS
PORTABLE
INDEX

ANSI A156.2 Series 4000 Grade 1 key-in-lever locks

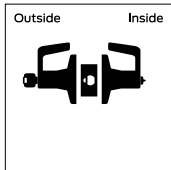
KEYED LOCKS

FALCON ANSI

T511 F109

Entry/office lock

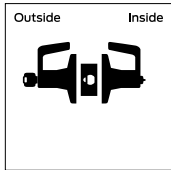
Turn/push button locking. Pushing and turning button locks outside lever requiring use of key until button is manually unlocked. Push button locking. Pushing button locks outside lever until unlocked by key or by rotating inside lever. Inside lever always free. Deadlocking latch bolt.



T521 F81

Office lock

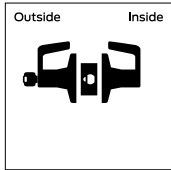
Turn button locking. Turning button locks outside lever requiring use of key until button is manually unlocked. Inside lever always free. Deadlocking latch bolt.



T561 F84

Classroom lock

Deadlocking latch bolt by levers. Outside lever is locked by key in outside lever. Inside lever is always free.

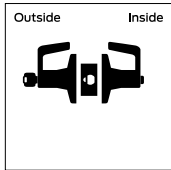


T571

Dormitory/corridor lock

Deadlocking latch bolt by levers except when locked by push button in inside lever. Key in outside lever locks or unlocks outside lever and releases button. Closing door releases push button. Inside lever always free.

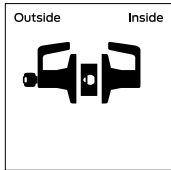
Function note: This lock will unlock when the door is closed. If you want your door to remain locked when it closes, please purchase the 501 function.



T581 F86

Storeroom lock

Deadlocking latch bolt by lever inside or key outside. Outside lever is inoperable. Inside lever always free.



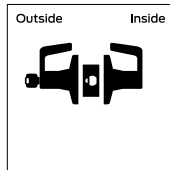
ELECTRIFIED LOCKS

FALCON ANSI

T851

Storeroom (electrified Fail Safe)

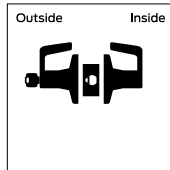
Latch bolt operated by lever from either side except when outer lever is electrically locked. When outer lever is locked (inoperable), latch bolt retracted by key in cylinder outside. Available in both 12 (.65 Amps) or 24 (.32 Amps) volt DC, continuous duty.



T881

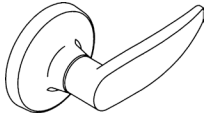
Storeroom (electrified Fail Secure)

Deadlocking latch bolt operated by lever inside at all times. Outside lever inoperable until electrically unlocked, then latch bolt from either side. When outside lever is inoperable latch bolt retracted by key in cylinder outside. Available in both 12 (.65 Amps) or 24 (.32 Amps) volt DC, continuous duty.



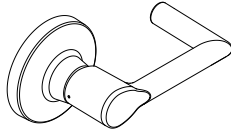
LEVER DESIGNS

AVALON



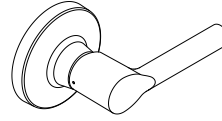
AVA Avalon
6AV Avalon Abrasive

BOARDWALK



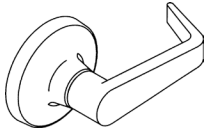
BRK Boardwalk

BROADWAY



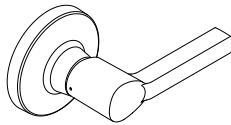
BRW Broadway

DANE



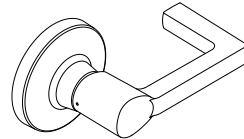
DAN Dane
6DA Dane Abrasive

LATITUDE



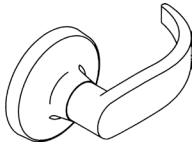
LAT Latitude

LONGITUDE



LON Longitude

QUANTUM



QUA Quantum
6QU Quantum Abrasive

MA SERIES

T SERIES

B SERIES

W SERIES

D100 SERIES

D200 SERIES

H2 SERIES

CYLINDERS/KEYS

PORTABLE

INDEX

FINISH AVAILABILITY		Bright Brass (605)	Satin Brass (606)	Oil Rubbed Bronze (613)	Satin Nickel (619)	Matte Black (622)	Bright Chrome (625)	Satin Chrome (626)	Bright Stainless Steel (629)	Satin Stainless Steel (630)	Aged Bronze (643E)
LEVERS											
Avalon	AVA	605	606	613	-	622	625	626	-	-	-
Boardwalk	BRK	605	606	613	-	622	625	626	-	-	643E
Broadway	BRW	605	606	613	-	622	625	626	-	-	643E
Dane	DAN	605	606	613	-	622	625	626	-	-	-
Latitude	LAT	605	606	613	-	622	625	626	-	-	643E
Longitude	LON	605	606	613	-	622	625	626	-	-	643E
Quantum	QUA	605	606	613	-	622	625	626	-	-	-
CYLINDER FINISHES											
COMPLETE LOCK FINISH		605	606	613	619	622¹	625	626	629	630	643E
Coordinating conventional cylinder											
Plug component		606	606	606	626	622	626	626	-	626	522
Coordinating FSIC/SFIC cylinder											
Plug (lower) component		605	606	522	626	622	625	626	-	-	522
Core face (upper) component		605	606	522	626	622	625	626	-	-	522

1. Available in Falcon G keyway only.
 2. 522 is a simulated 613 finish.

You can **configure and price a full range of products** using the tables and rules shown in this section.

The pricing of locks in this section includes the P cylinder in an open keyway (where applicable), default latch, strike, and a 1-3/4" thick door. Additional modifications are available using the rules and price adjustments on the subsequent pages.

How to order:

- All applicable product attributes must be provided in the order shown below
- Each value must be separated by a period
- If requesting a product "Less (LLL)" any attribute, the entire detailed ACN must be provided
- Fractions will be written with the "/" symbol separating the numerator and the denominator (example 1/2)
- For dimensions that contain a whole number and a fraction, a hyphen "-" will be added after the whole number and before the fraction (example 2-1/2)
- For two dimensions represented together, such as length and width, the values would be separated by an "x" with no spaces
- Finishes should be listed using their BHMA finish as shown in this book

Required for all lock orders			Outside style		Inside style					Door dimensions			Options				Keying				
Brand	Series + Function	Cylinder type (keyed functions only)	Outside lever design	Outside finish	Inside lever design	Inside finish	Handling	Latch	Strike	Door thickness	Extended	Strike lip length	Latch extension	Box for ANSI strike	Pack cylinders loose (PCL)	Screw option	Lead lining	Connector	Keying code	Keyway	Pack keys independently
1	2	3	4A	4B	5A	5B	6	7	8	9A	9B	9C	10A	10B	10C	10D	10E	10F	11A	11B	11C

If ordering a product "Less (LLL)" any attribute, values for each attribute must be provided.

Only required if specifying different than outside style

Only required when deviating from the product's default. Specify only the deviated attribute(s).

Only required when deviating from the product's default. Specify only the deviated attribute(s).

EXAMPLE:

T501 . P . 6AV . 626 . **AVA**

| | | | |

2 3 4A 4B **5A**

└─┬─┘
Inside lever design different than outside

MA SERIES | T SERIES | B SERIES | W SERIES | D100 SERIES | D200 SERIES | H2 SERIES | CYLINDERS/KEYS | PORTABLE | INDEX

COMPLETE LOCKS			LEVER STYLES			
Split finishes and designs will be priced at the highest list price of the design and/or finish. Keyed function pricing based on cylinder with open Falcon G keyway. See next page for additional cylinder and keyway options.			AVA	BRK	AVA	BRK
			BRW	DAN	BRW	DAN
SERIES + FUNCTION CYL DESCRIPTION			LAT	LON	LAT	LON
			QUA		QUA	
			FINISHES			
			626, 643E	605, 606, 613, 619, 622, 625		
NON-KEYED FUNCTIONS						
T101		Passage/closet latchset	\$437.00	\$449.00		
T291		Privacy hospital lock	\$549.00	\$561.00		
T301		Privacy lock	\$549.00	\$561.00		
NON-KEYED DUMMY FUNCTIONS						
T12		Dummy trim	\$194.00	\$200.00		
KEYED, SINGLE CYLINDER FUNCTIONS						
T351	P	Closet lock	\$612.00	\$624.00		
T501	P	Entry lock	\$612.00	\$624.00		
T511	P	Entry/office lock	\$612.00	\$624.00		
T521	P	Office lock	\$612.00	\$624.00		
T561	P	Classroom lock	\$612.00	\$624.00		
T571	P	Dormitory/corridor lock	\$612.00	\$624.00		
T581	P	Storeroom lock	\$612.00	\$624.00		
T851 ¹	P	Storeroom (electrified Fail Safe)	\$1,134.00	\$1,146.00		
T881 ¹	P	Storeroom (electrified Fail Secure)	\$1,134.00	\$1,146.00		
KEYED, DOUBLE CYLINDER FUNCTIONS ²						
T381	P	Classroom security lock	\$715.00	\$727.00		
T411	P	Asylum lock	\$715.00	\$727.00		

1. 24V is standard. Power supply PS902 will be sufficient to operate an individual lock for multiple lock installation. See Electronics section on page 285.
2. Caution: Double cylinder locks on residences and any door in any structure which is used for egress are a life safety hazard in times of emergency and their use is not recommended. Installation should be in accordance with existing codes only.

COMPLETE LOCKS CYLINDER ADJUSTMENTS

Keyed locks on the previous page are priced including the P cylinder with open Falcon G keyway. Provided below are pricing adjustments based on other available cylinder types.

For complete details on cylinders, tailpieces, keying and keys, including cylinders sold separate, see the [Cylinders](#) and [Keys](#) sections.

CYLINDER ADJUSTMENTS					
Description	Specify	Single cylinder function Price adjustment		Double cylinder function Price adjustment	
		Open	Restricted	Open	Restricted
Conventional 6-pin cylinder, keyed 5	P	\$0.00	\$16.00	\$0.00	\$32.00
Conventional 6-pin cylinder	P6	\$0.00	\$16.00	\$0.00	\$32.00
Conventional 7-pin cylinder	P7	\$16.80	\$32.80	\$33.60	\$65.60
Less conventional 6-pin cylinder	L	-\$78.00		-\$156.00	
Less conventional 7-pin cylinder	L7	-\$78.00		-\$156.00	
SFIC 6-pin BEST® capping	BB6	\$62.00	\$78.00	\$124.00	\$156.00
SFIC 7-pin BEST® capping	BB7	\$62.00	\$78.00	\$124.00	\$156.00
SFIC 6-pin Falcon® slide capping	G6	\$62.00	\$78.00	\$124.00	\$156.00
SFIC 7-pin Falcon® slide capping	G7	\$62.00	\$78.00	\$124.00	\$156.00
Refundable Construction SFIC	H	\$62.00	N/A	\$124.00	N/A
Disposable Construction SFIC	BDC	\$0.00	N/A	\$0.00	N/A
Less FSIC (specify manufacturer)	J	\$0.00		\$0.00	
Less SFIC	B	\$0.00		\$0.00	

COMPLETE LOCKS

STYLE OPTIONS

Specify on order only if requesting an option other than the default.

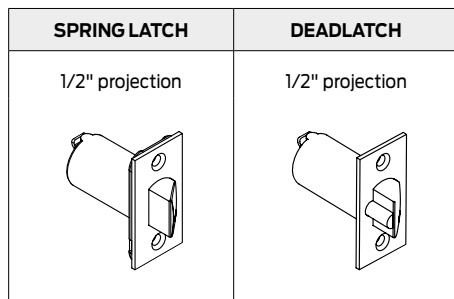
- Not available in 613 finish.

	ABRASIVE	
	Specify	Price adjustment (per lever)
TACTILE WARNING		
Avalon tactile lever	6AV	\$83.00
Boardwalk tactile lever	N/A	N/A
Broadway tactile lever	N/A	N/A
Dane tactile lever	6DA	\$83.00
Latitude tactile lever	N/A	N/A
Longitude tactile lever	N/A	N/A
Quantum tactile lever	6QU	\$83.00

COMPLETE LOCKS

LATCHES

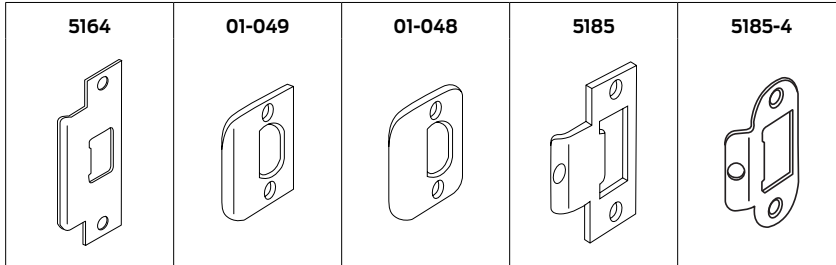
Specify on order only if requesting an option other than the default.



LATCHES					
SPRING LATCH					
Default	Faceplate description	Backset	Housing dia.	Specify	Price adjustment
▪	Square corner, 1-1/8" x 2-1/4"	2-3/4"	1"	23981137	\$0.00
	Square corner, 1" x 2-1/4"	2-3/8"	1"	23981111	\$0.00
	Square corner, 1-1/8" x 2-1/4"	3-3/4"	1"	24074387	\$0.00
DEADLATCH					
Default	Faceplate description	Backset	Housing dia.	Specify	Price adjustment
▪	Square corner, 1-1/8" x 2-1/4"	2-3/4"	1"	23981145	\$0.00
	Square corner, 1" x 2-1/4"	2-3/8"	1"	23981160	\$0.00
	Anti-friction fire door latch, square corner, 1-1/8" x 2-1/4", 3/4" throw	2-3/4"	1"	23981152	\$258.00
	Square corner, 1-1/8" x 2-1/4"	3-3/4"	1"	23981129	\$0.00

COMPLETE LOCKS STRIKES

Specify on order only if requesting an option other than the default.



STRIKES				
Default	Description	Lip length	Specify	Price adjustment
▪	ANSI, 1-1/4" x 4-7/8" standard	1-3/16"	5164	\$0.00
	Square corner, full lip 1-5/8" x 2-1/4"	1"	01-049	\$0.00
	1/4" Radius round corner, full lip 1-5/8" x 2-1/4"	1"	01-048	\$0.00
	Square corner, T-strike, 1-1/8" x 2-3/4"	1-5/16"	5185	\$0.00
	ANSI 1-1/4" x 4-7/8"	7/8"	5161	\$0.00
	Radius T-strike, 1-1/8" x 2-3/4"	1-5/16"	5185-4	\$0.00

COMPLETE LOCKS DOOR DIMENSIONS

DOOR THICKNESS

- Specify door thickness on order only if different than 1-3/4" thick door.
- Door thickness should be specified to the nearest 1/8".
- T Series lockset will accommodate up to a 2-1/8" thick door prep standard.

NON-STANDARD DOOR THICKNESS & EXTENDED OPTIONS		
Specify door thickness in to the nearest 1/8" increment.		
Door thickness	Specify	Price adjustment
Door thickness 1-3/8" to 1-5/8"	A30775-000-00	\$17.60

COMPLETE LOCKS OPTIONS

LATCH EXTENSION		
Description	Specify	Price adjustment
5" - Backset extension link	43-005	\$49.40
BOX FOR ANSI STRIKE		
Description	Specify	Price adjustment
ANSI dust box 1" deep, steel	005099-000-30	\$0.00
PACK CYLINDERS LOOSE		
Description	Specify	Price adjustment
Pack cylinders loose in box	PCL	\$0.00
LEAD LINING		
Description	Specify (Prefix)	Price adjustment (per lock)
Avalon lever	9A	\$381.00
Boardwalk lever	N/A	N/A
Broadway lever	N/A	N/A
Dane lever	9D	\$381.00
Latitude lever	N/A	N/A
Longitude lever	N/A	N/A
Quantum lever	9Q	\$381.00
ALLEGION CONNECT		
For wire harness options, refer to Power Supplies section on page 285.		
Description	Specify	Price adjustment
Cross-category solution using common interconnect components for electrified options. Available on the T851 and T881 functions.	CON	\$0.00

COMPLETE LOCKS LESS COMPONENTS

Deductions are applied to complete lock prices. When requesting a product "Less (LLL)" any attribute, the entire detailed ACN must be provided.

LOCKS LESS COMPONENTS		
Description	Specify	Price adjustment
Less each lever	LLL for lever design	-\$34.00
Less latch	LLL for latch	-\$52.90
Less strike	LLL for strike	-\$12.80

PARTS

LEVERS, CONVENTIONAL CYLINDER	Available finishes									
	605	606	609	613	619	622	625	626	630	643E
	▪	▪	N/A	▪	▪	▪	▪	▪	N/A	▪
Description	Specify for sold separate		Price							
	Part number	Finish								
Avalon lever, closed	030740-000	.[Finish]	\$71.20							
Avalon lever, open	030740-001	.[Finish]	\$71.20							
Boardwalk lever, closed	Q330-430 BRK	.[Finish]	\$71.20							
Boardwalk lever, open	Q330-431 BRK	.[Finish]	\$71.20							
Broadway lever, closed	Q330-430 BRW	.[Finish]	\$71.20							
Broadway lever, open	Q330-431 BRW	.[Finish]	\$71.20							
Dane lever, closed	030742-000	.[Finish]	\$71.20							
Dane lever, open	030742-001	.[Finish]	\$71.20							
Latitude lever, closed	Q330-430 LAT	.[Finish]	\$71.20							
Latitude lever, open	Q330-431 LAT	.[Finish]	\$71.20							
Longitude lever, closed	Q330-430 LON	.[Finish]	\$71.20							
Longitude lever, open	Q330-431 LON	.[Finish]	\$71.20							
Quantum lever, closed	030744-000	.[Finish]	\$71.20							
Quantum lever, open	030744-001	.[Finish]	\$71.20							
Lever, Avalon open (Corbin Russwin, Medeco, Yale unit)	030929-001	.[Finish]	\$84.80							
Lever, Dane open (Corbin Russwin, Medeco, Yale unit)	030929-002	.[Finish]	\$84.80							
Lever, Quantum open (Corbin Russwin, Medeco, Yale unit)	030929-003	.[Finish]	\$84.80							
Lever, Avalon open (Sargent 6, 7 and 10 line, Yale)	030996-001	.[Finish]	\$95.20							
Lever, Dane open (Sargent 6, 7 and 10 line, Yale)	030996-002	.[Finish]	\$95.20							
Lever, Quantum open (Sargent 6, 7 and 10 line, Yale)	030996-003	.[Finish]	\$95.20							
Inside lever with set screw, closed ¹	A30753-00	.[Finish]	\$58.20							
Inside lever with set screw, open ¹	A30753-01	.[Finish]	\$58.20							
Inside lever with set screw, closed 851/881 ¹	A31544-00	.[Finish]	\$146.00							

¹ Competitor prepped levers are not available in 622, 619, and 643E finish except Schlage options.

LEVERS, SMALL & LARGE FORMAT INTERCHANGEABLE CORE	Available finishes									
	605	606	609	613	619	622	625	626	630	643E
	▪	▪	N/A	▪	▪	▪	▪	▪	N/A	▪
Description	Specify for sold separate		Price							
	Part number	Finish								
Lever, Avalon SFIC	030740-002	.[Finish]	\$71.20							
Lever, Boardwalk SFIC	Q330-432 BRK	.[Finish]	\$71.20							
Lever, Broadway SFIC	Q330-432 BRW	.[Finish]	\$71.20							
Lever, Dane SFIC	030742-002	.[Finish]	\$71.20							
Lever, Latitude SFIC	Q330-432 LAT	.[Finish]	\$71.20							
Lever, Longitude SFIC	Q330-432 LON	.[Finish]	\$71.20							
Lever, Quantum SFIC	030744-002	.[Finish]	\$71.20							
Lever, Avalon FSIC, ASSA, Medeco, Yale	030926-001	.[Finish]	\$151.00							
Lever, Dane FSIC, ASSA, Medeco, Yale	030926-002	.[Finish]	\$151.00							
Lever, Quantum FSIC, ASSA, Medeco, Yale	030926-003	.[Finish]	\$151.00							
Lever, Avalon FSIC, Schlage	030927-001	.[Finish]	\$151.00							
Lever, Boardwalk FSIC, Schlage	Q330-433 BRK	.[Finish]	\$151.00							

MA SERIES
T SERIES
B SERIES
W SERIES
D100 SERIES
D200 SERIES
H2 SERIES
CYLINDERS/KEYS
PORTABLE
INDEX

PARTS

LEVERS, SMALL & LARGE FORMAT INTERCHANGEABLE CORE	Available finishes									
	605	606	609	613	619	622	625	626	630	643E
	▪	▪	N/A	▪	▪	▪	▪	▪	N/A	▪
Description	Specify for sold separate		Price							
	Part number	Finish								
Lever, Broadway FSIC, Schlage	Q330-433 BRW	.[Finish]	\$151.00							
Lever, Dane FSIC, Schlage	030927-002	.[Finish]	\$151.00							
Lever, Latitude FSIC, Schlage	Q330-433 LAT	.[Finish]	\$151.00							
Lever, Longitude FSIC, Schlage	Q330-433 LON	.[Finish]	\$151.00							
Lever, Quantum FSIC, Schlage	030927-003	.[Finish]	\$151.00							
Lever, Avalon FSIC, Corbin Russwin	030928-001	.[Finish]	\$148.00							
Lever, Dane FSIC, Corbin Russwin	030928-002	.[Finish]	\$148.00							
Lever, Quantum FSIC, Corbin Russwin	030928-003	.[Finish]	\$148.00							
Lever, Avalon FSIC, Sargent	030930-001	.[Finish]	\$155.00							
Lever, Dane FSIC, Sargent	030930-002	.[Finish]	\$155.00							
Lever, Quantum FSIC, Sargent	030930-003	.[Finish]	\$155.00							

CHASSIS ASSEMBLIES			
NON-KEYED FUNCTIONS			
Description	Specify part number		Price
T101 Chassis	A30761-000-00		\$122.00
T301 Chassis, T291 Chassis	A30765-000-00		\$212.00
KEYED FUNCTIONS			
Description	Specify part number		Price
	Conventional cylinder	Interchangeable core	
T351/561 Chassis	A30758-000-00	A30758-001-00	\$212.00
T411 Chassis	A30769-000-00	A30769-001-00	\$212.00
T501 Chassis	A30773-000-00	A30773-001-00	\$212.00
T511 Chassis	A30756-000-00	A30756-001-00	\$212.00
T521 Chassis	A30748-000-00	A30748-001-00	\$212.00
T581 Chassis	A30760-000-00	A30760-001-00	\$212.00
T381 Chassis	A30767-000-00	A30767-001-00	\$399.00
T571 Chassis	A30759-000-00	A30759-001-00	\$399.00
T851 Chassis	A31517-000-00	A31517-001-00	\$1,140.00
T881 Chassis	A31518-000-00	A31518-001-00	\$1,140.00

ROSES	Available finishes									
	605	606	609	613	619	622	625	626	630	643E
	▪	▪	N/A	▪	▪	▪	▪	▪	N/A	▪
Description	Specify for sold separate		Price							
	Part number	Finish	626, 643E	605, 606, 613, 619, 622, 625						
Rose cover	030706-002	.[Finish]	\$34.40	\$37.60						

PARTS

LATCHES					Available finishes									
					605	606	609	613	619	622	625	626	630	643E
					▪	▪	N/A	▪	▪	▪	▪	▪	N/A	▪
SPRING LATCH														
Default	Description	Backset	Housing diameter	Specify for sold separate		Price								
				Part number	Finish									
▪	Square corner, 1-1/8" x 2-1/4"	2-3/4"	1"	23981137	.[Finish]	\$104.00								
	Square corner, 1" x 2-1/4"	2-3/8"	1"	23981111	.[Finish]	\$134.00								
	Square corner, 1-1/8" x 2-1/4"	3-3/4"	1"	24074387	.[Finish]	\$123.00								
DEADLATCH														
Default	Description	Backset	Housing diameter	Specify for sold separate		Price								
				Part number	Finish									
▪	Square corner, 1-1/8" x 2-1/4"	2-3/4"	1"	23981145	.[Finish]	\$104.00								
	Square corner, 1" x 2-1/4"	2-3/8"	1"	23981160	.[Finish]	\$134.00								
	Anti-friction fire door latch, square corner, 1-1/8" x 2-1/4", 3/4" throw	2-3/4"	1"	23981152	.[Finish]	\$397.00								
	Square corner, 1-1/8" x 2-1/4"	3-3/4"	1"	23981129	.[Finish]	\$123.00								
	Backset extension Link	5"	1"	43-005	.[Finish]	\$49.40								

STRIKES					Available finishes									
					605	606	609	613	619	622	625	626	630	643E
					▪	▪	N/A	▪	▪	▪	▪	▪	N/A	▪
Default	Description	Lip length	Specify for sold separate		Price									
			Part number	Finish										
▪	ANSI, 1-1/4" x 4-7/8" standard ¹	1-3/16"	005164-000	.[Finish]	\$20.00									
	Square corner, T-strike, 1-1/8" x 2-3/4"	1-1/8"	A05185-000	.[Finish]	\$6.20									
	1/4" Radius round corner, full lip 1-5/8" x 2-1/4"	1"	Q001-048	.[Finish]	\$6.20									
	Square corner, full lip 1-5/8" x 2-1/4"	1"	Q001-049	.[Finish]	\$6.20									
	ANSI dust box 1" deep, steel	-	005099-000-30	.[Finish]	\$14.60									
	ANSI 1-1/4" x 4-7/8"	7/8"	005161-000	.[Finish]	\$34.30									
	Radius T-strike, 1-1/8" x 2-3/4"	9/16"	A05185-004	.[Finish]	\$42.00									

1. Component is available for 605, 606, 613, 625 and 630 finishes only.

MISCELLANEOUS PARTS		
Description	Specify	Price
Latch spacer for hollow door applications	24483760	\$8.10
Short slide catch	022104-000-30	\$1.40
Slide catch	022105-000-30	\$3.70
Retractor	022106-002-55	\$4.40
Retractor spring	022108-000-60	\$2.90
Retainer, retractor spring	022112-000-30	\$2.90
Retractor insert	022986-001-50	\$0.95
Emergency release cap	030654-000-625	\$3.50
Emergency release cap	030654-000-626	\$4.10
Inner spindle, passage and button functions	030703-000-30	\$37.60

PARTS

MISCELLANEOUS PARTS		
Description	Specify	Price
Lever stop plate	030704-002-30	\$5.30
Clutch spring	030709-000-60	\$0.65
Mounting plate, inner	030712-000-30	\$5.00
Mounting plate, outer	030712-001-30	\$4.50
Dogging bar	030722-000-30	\$4.40
Lever retaining ring	030724-000-30	\$0.96
Flanged nut	030726-000-30	\$10.60
Flanged nut, inner electrified	030726-007-30	\$14.80
Push button cap	030728-000	\$13.90
Outer button mount	030729-000-70	\$1.90
Spindle inner	030733-000-55	\$4.60
Button spacer	030787-000-70	\$3.80
Drill guide for locating 5/16" thru-bolt holes	M204-198	\$22.70
Solenoid, Fail Secure T881	031516-000-70	\$546.00
Hex nut, 1/-28 special	031511-000-30	\$11.70
Solenoid mount	031514-000-30	\$15.00
Inner spindle, T851/881	030733-002	\$59.20
Hex key - 1/8" with looped handle	1387	\$22.20
Hex wrench	1388	\$51.50
Hub and housing assembly	A30746-000-00	\$22.10
Hub and plate assembly	A30747-000-00	\$20.40
Insert and spindle assembly, outer, 6-pin	A30749-060-00	\$144.00
Insert and spindle assembly, outer, 7-pin	A30749-070-00	\$86.00
Spindle and driver assembly, IC/FSIC	A30906-001-00	\$80.70
Door thickness 1-3/8" to 1-5/8" door shims	A30775-000-00	\$18.00
Spindle and driver assembly, 6-pin	A30906-060-00	\$80.70
Spindle and driver assembly, 7-pin	A30906-070-00	\$80.70
Spring cage kit (inside for T411 and outside for all functions except T101, T291, T301)	Q330-270	\$58.20
Spring cage kit (inside - all functions except T411 and inside and outside for T101, T291, T301)	Q330-271	\$58.20
Key spindle assembly T501, T511 T521, T851, T881 STD and T381 outside standard	030718-000-30	\$6.80
Key spindle assembly T501, T511 T521, T851, T881 IC and T381 outside IC/FSIC	030718-001-30	\$6.80
Key spindle assembly T381 inside standard	A30913-000-00	\$244.00
Key spindle assembly T381 inside IC/FSIC	A30913-001-00	\$244.00
Key spindle assembly T351, T561 standard	A30780-000-00	\$244.00
Key spindle assembly T351, T561 IC/FSIC	A30780-001-00	\$244.00
Key spindle assembly T571 standard	A30915-000-00	\$117.00
Key spindle assembly T571 IC/FSIC	A30915-001-00	\$116.00
Key spindle assembly T581 standard	030732-000-30	\$7.20
Key spindle assembly T581 IC/FSIC	030732-001-30	\$7.20

PARTS

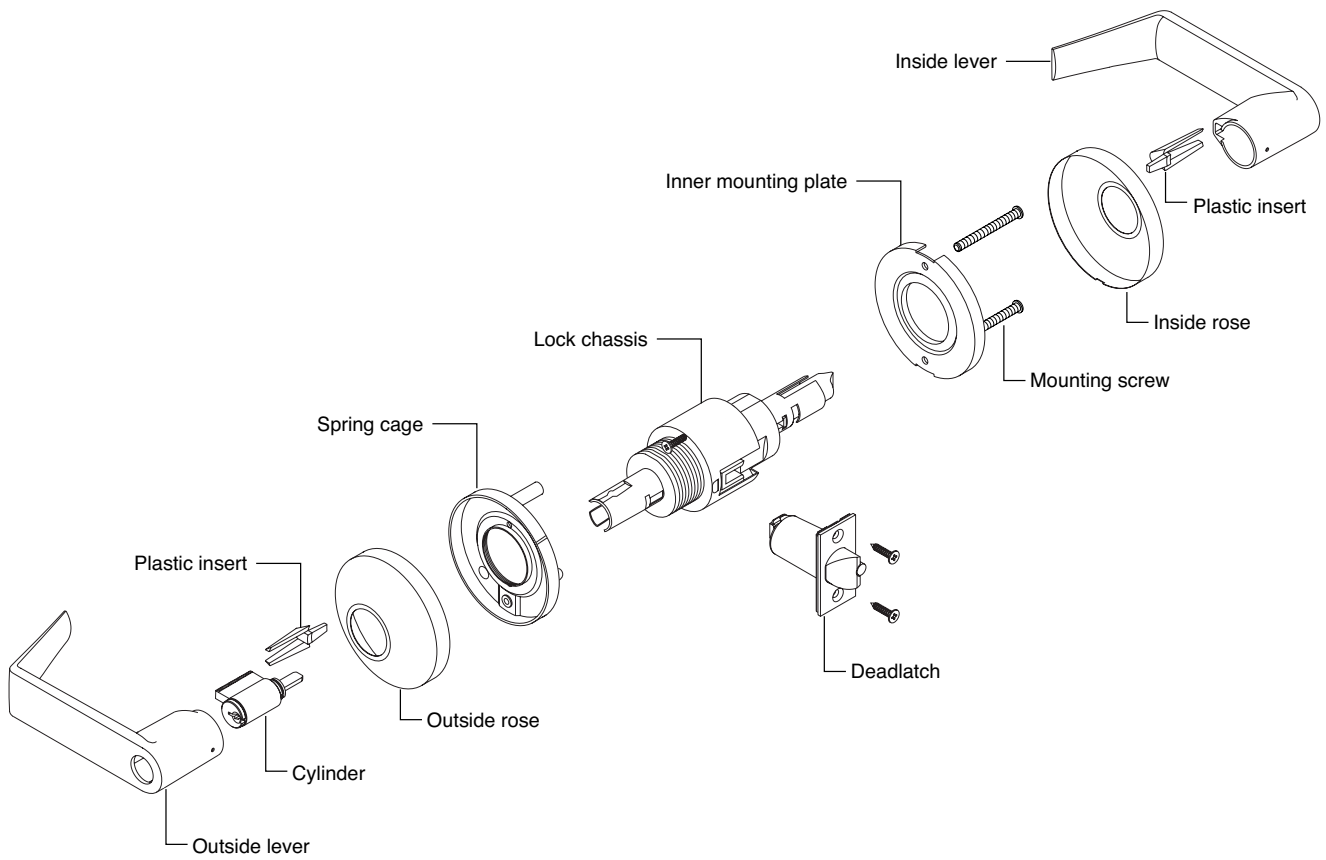
SCREWS		Available finishes									
		605	606	609	613	619	622	625	626	630	643E
		N/A	▪	N/A	▪	N/A	▪	N/A	▪	▪	N/A
Description	Size	Specify		Price							
		Part number	Finish								
ANSI strike screws	12-24 x 1" combo	021164-016	.[Finish]	\$0.84							
Latch and strike screws	8-32 x 3/4" combo	024416-012	.[Finish]	\$0.54							
Type D screw	8-32 x 5/16"	030755-005-30	-	\$0.66							
Set screw for standard lever	1/4 x 20 x 1/4"	030831-004-30	-	\$0.84							
Fillister Head screw	4-40 x 1/4"	031515-004-30	-	\$3.40							
Set screw for electrified screw	1/4-20 x 3/8"	031531-006-30	-	\$0.76							
Self-tap screw	8-32 x 3/8"	031533-006-30	-	\$0.68							
Mounting screws	10-32 x 1"	002770-016-30	-	\$0.74							

TAILPIECES				
Tailpieces for conventional cylinders				
Cylinder	Std. functions	T381 inside	T571	Price
Falcon 6-pin (10/pkg) ¹	A30730-001-00	A30730-003-00	A30730-002-00	\$34.20 pkg/10
Falcon 7-pin (10/pkg)	A30730-002-00	A30730-004-00	A30730-006-00	\$34.20 pkg/10
Sargent 6 and 10 Line	030997-001-30	030997-003-30	030997-005-30	\$18.00
Yale 1801, 5801	030917-001-30	030917-003-30	030917-005-30	\$50.50 ea.
Corbin Russwin	030994-001-30	030994-003-30	030994-005-30	\$97.20
IC throw members (tailpieces)				
Cylinder	Std. functions	T381 inside	T571	Price
Falcon 6-pin ¹	030739-000-30	-	030739-000-30	\$4.30
Falcon 6-pin ¹	-	030739-002-30	-	\$4.30
Falcon 7-pin ¹	030739-001-30	-	030739-001-30	\$4.30
Falcon 7-pin ¹	-	030739-003-30	-	\$4.30
Corbin Russwin 8000 and Sargent 6300	031468-000-30	031468-002-30	031468-004-30	\$11.00
Corbin Russwin 8000-7 (7-pin)	031468-001-00	031468-003-30	031468-005-30	\$11.00
Medeco 32 Series and ASSA	A30988-000-00	A30988-002-00	A30988-000-00	\$9.30
Schlage Full Size, including Primus	031467-000-30	031467-002-30	031467-004-30	\$22.60
Yale and Medeco 31 Series, 6-pin	030917-001-30	030917-003-30	030917-005-30	\$50.50

1. Assa 65611 and 65661, Corbin Russwin 2000-034 and Schlage, including Primus, all use the Falcon 6-pin tailpiece.
2. Arrow, Best, InstaKey, Kaba Peaks, Keymark, KSP and Schlage Small Format Cores all use the Falcon configuration.

B SERIES

Grade 2 cylindrical lock



How to order

To order products, attribute values should be provided in the sequence shown below. Each value should be separated by a period.

Line item	Quantity	Brand	Series + Function	Cylinder type (keyed functions only)	Required for all lock orders		Latch	Strike	Strike lip length	Door thickness	Options		Keying			
					Outside style	Inside style					Latch extension	Box for ANSI strike	Keying code	Keyway	Pack keys independently	
	1	2	3	4A	4B	5A	5B	6	7	8	9	10A	10B	11A	11B	11C

Specifying dimensions:

Dimensions should be provided with the whole number followed by a dash and then the fraction of an inch. Example: 1-3/4.

Line Item

Quantity

- 1 Brand:** Required only when specifying a product Less (LLL) any attribute.
- 2 Series+Function:** Series combined with function.
- 3 Cylinder type:** Specify cylinder code for keyed functions.
- 4A Outside lever design:** Required for all orders.
- 4B Outside finish:** Required for all orders.
- 5A Inside lever design:** Required only if different from the outside lever design, or if specifying a product Less (LLL) any attribute.
- 5B Inside finish:** Specify only if different from the outside finish, or if specifying a product Less (LLL) any attribute.
- 6 Latch:** Leave blank to receive the default latch. Specify part number if non-default latch is required or if specifying a product Less (LLL) any attribute.
- 7 Strike:** Leave blank for default strike. Specify part number if non-default strike is required, or if specifying a product Less (LLL) any attribute.
- 8 Strike lip length:** Leave blank for default strike lip length. Specify for non-default strike lip length or if specifying a product Less (LLL) any attribute. Specify with a LIP prefix followed by the lip length dimension. Example: LIP1-3/8.
- 9 Door thickness:** Leave blank for default 1-3/4" thick doors. Specify if other than 1-3/4", or if specifying a product Less (LLL) any attribute. Specify with a DT prefix followed by the door thickness dimension. Example: DT1-3/8, DT2-1/4.
- 10A-10B Options:** Specify any desired options.
- 11A Keying code:** Default keying code is dictated by the selected cylinder type. Leave blank to receive the default keying code, or specify for any other keying code. If ordering a product Less (LLL) any lock attribute, keying code must be specified.
- 11B Keyway:** Default way is dictated by the selected cylinder type. Leave blank to receive the default keyway, or specify to order any other keyway. If ordering a product Less (LLL) any lock attribute, keying code must be specified.
- 11C Pack keys independently:** Specify only when requesting that keys be packed independently.

Contents

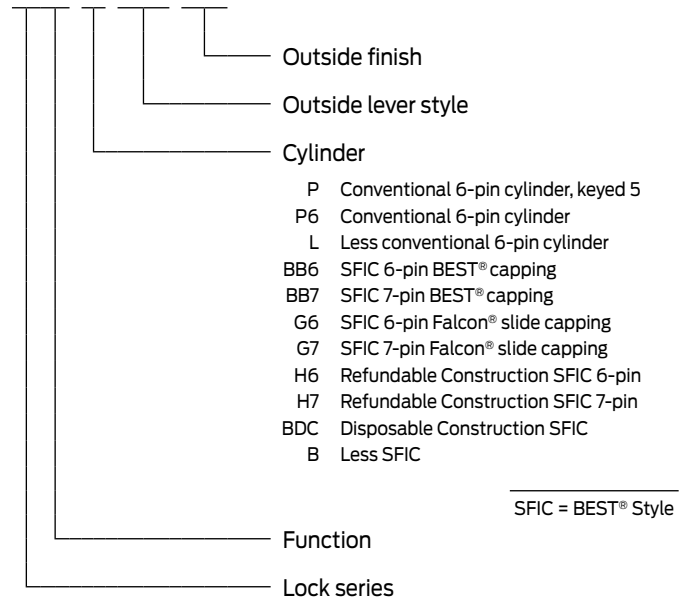
- B Series | Overview.....47**
- B Series | Functions.....50**
- B Series | Styles51**
- B Series | Configure a product 52**
 - Cylinder adjustments54
 - Style options54
 - Latches.....55
 - Strikes.....56
 - Options.....56
 - Less components.....56
- B Series | Parts.....57**
 - Levers.....57
 - Chassis assemblies.....57
 - Roses57
 - Latches.....58
 - Strikes.....59
 - Miscellaneous parts.....59
 - Screws.....59

BAA/ARRA

Contact your local RSO or
Sales Rep. for ordering details

Product identification

B501 . P . DAN . 626



Finish codes and descriptions

BHMA code		Description
605	(US 3)	Bright Brass
606	(US 4)	Satin Brass
613	(US 10B)	Oil Rubbed Bronze
625	(US 26)	Bright Chrome
626	(US 26D)	Satin Chrome

Standard features



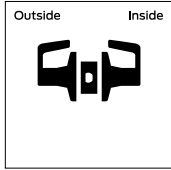
Certification	ANSI A156.2, Series 4000, Grade 2, UL Listed for 3-Hour fire door
Latch	1-1/8" x 2-1/4", square corner faceplate, 1" housing diameter, 1/2" throw
Strike	1-1/4" x 4-7/8", ANSI, square corner, no box
Backset	2-3/4"
Cylinder	6-pin, solid brass, keyed 5-pin, Falcon G keyway, keyed different (KD)
Door range	1-3/8" to 2" standard (exceptions for communicating locks - see page 59)
Keys	Two, nickel silver cut keys per lock, Falcon G keyway

ANSI A156.2 Series 4000 Grade 2 key-in-lever locks

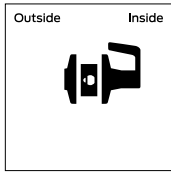
NON-KEYED LOCKS

FALCON ANSI

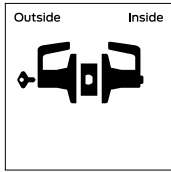
B101 F75 Passage/closet latchset
Latch bolt by levers at all times.



B161 F111 Communicating passage lock
Deadlocking latch bolt by inside lever.
Non-removable blank plate outside.



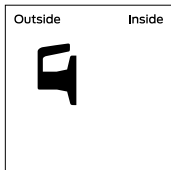
B301 F76 Privacy/bedroom/bath lock
Latch bolt by levers. Outside lever locked by push button in inside lever. Rotating inside lever or closing door releases push button. Emergency release in outside lever unlocks door.



NON-KEYED DUMMY

FALCON ANSI

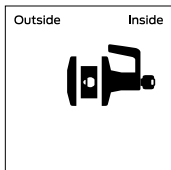
B12 Dummy trim
Single trim, surface-mounted rigid lever.



KEYED LOCKS

FALCON ANSI

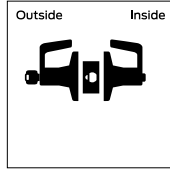
B341 Communicating storeroom lock
Deadlocking latch bolt by inside lever except when locked by key. Non-removable blank plate on opposite side of lever (11/16" projection).



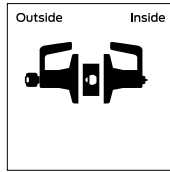
KEYED LOCKS

FALCON ANSI

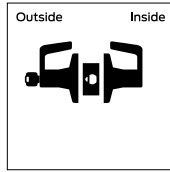
B501 F82 Entry lock
Push button locking. Button on inside locks outside lever until unlocked by key or by rotating inside lever. Inside lever always free. Deadlocking latch bolt.



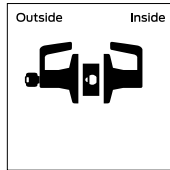
B511 F109 Entry/office lock
Turn/push button locking. Pushing and turning button locks outside lever requiring use of key until button is manually unlocked. Push button locking. Pushing button locks outside lever until unlocked by key or by rotating inside lever. Inside lever always free. Deadlocking latch bolt.



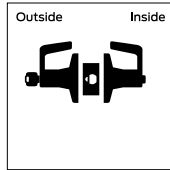
B561 F84 Classroom lock
Deadlocking latch bolt by levers. Outside lever is locked by key in outside lever. Inside lever is always unlocked for immediate egress.



B581 F86 Storeroom lock
Deadlocking latch bolt by lever inside or key outside. Outside lever is always locked. Inside lever is always unlocked for immediate egress.

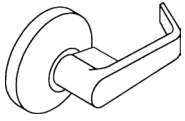


B611 F90 Dormitory/corridor lock
Deadlocking latch bolt by levers except when locked by push button on inside lever. Key in outside lever locks or unlocks outside lever and releases button. Closing door releases push button. Inside lever is always free.



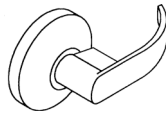
LEVER DESIGNS

DANE



DAN Dane
6DA Dane Abrasive

QUANTUM



QUA Quantum
6QU Quantum Abrasive

FINISH AVAILABILITY

		Bright Brass (605)	Satin Brass (606)	Oil Rubbed Bronze (613)	Satin Nickel (619)	Matte Black (622)	Bright Chrome (625)	Satin Chrome (626)	Bright Stainless Steel (629)	Satin Stainless Steel (630)	Aged Bronze (643E)
LEVERS											
Dane	DAN	605	606	613	-	-	625	626	-	-	-
Quantum	QUA	605	606	613	-	-	625	626	-	-	-
CYLINDER FINISHES											
COMPLETE LOCK FINISH		605	606	613	619	622¹	625	626	629	630	643E
Coordinating conventional cylinder											
Plug component		606	606	606	626	622	626	626	-	626	522
Coordinating FSIC/SFIC cylinder											
Plug (lower) component		605	606	522	626	622	625	626	-	-	522
Core face (upper) component		605	606	522	626	622	625	626	-	-	522

1. Available in Falcon G keyway only.
2. 522 is a simulated 613 finish.

You can **configure and price a full range of products** using the tables and rules shown in this section.

The pricing of locks in this section includes the P cylinder in an open keyway (where applicable), default latch, strike, and a 1-3/4" thick door. Additional modifications are available using the rules and price adjustments on the subsequent pages.

How to order:

- All applicable product attributes must be provided in the order shown below
- Each value must be separated by a period
- If requesting a product "Less (LLL)" any attribute, the entire detailed ACN must be provided
- Fractions will be written with the "/" symbol separating the numerator and the denominator (example 1/2)
- For dimensions that contain a whole number and a fraction, a hyphen "-" will be added after the whole number and before the fraction (example 2-1/2)
- For two dimensions represented together, such as length and width, the values would be separated by an "x" with no spaces
- Finishes should be listed using their BHMA finish as shown in this book

Required for all lock orders															
Brand	Series + Function	Cylinder type (keyed functions only)	Outside style		Inside style		Latch	Strike	Strike lip length	Door thickness	Options		Keying		
			Outside lever design	Outside finish	Inside lever design	Inside finish					Latch extension	Box for ANSI strike	Keying code	Keyway	Pack keys independently
1	2	3	4A	4B	5A	5B	6	7	8	9	10A	10B	11A	11B	11C

Only required if specifying different than outside style

Only required when deviating from the product's default. Specify only the deviated attribute(s).

Only required when deviating from the product's default. Specify only the deviated attribute(s).

If ordering a product "Less (LLL)" any attribute, values for each attribute must be provided.

EXAMPLE:

B501 . P . 6DA . 626 . DAN

|
|
|
|
|
|
|
|
|
|
|
|
|
|
|
|

2
3
4A
4B
5A

↑ Inside lever design different than outside

MA SERIES | T SERIES | B SERIES | W SERIES | D100 SERIES | D200 SERIES | H2 SERIES | CYLINDERS/KEYS | PORTABLE | INDEX

COMPLETE LOCKS			LEVER STYLES	
Split finishes and designs will be priced at the highest list price of the design and/or finish. Keyed function pricing based on cylinder with open Falcon G keyway. See next page for additional cylinder and keyway options.			DAN QUA	
			FINISHES	
SERIES + FUNCTION	CYL	DESCRIPTION	626	605, 606, 613, 625
NON-KEYED FUNCTIONS				
B101		Passage/closet latchset	\$217.00	\$229.00
B161 ¹		Communicating passage lock	\$217.00	\$229.00
B301		Privacy/bedroom/bath lock	\$252.00	\$264.00
NON-KEYED DUMMY FUNCTIONS				
B12		Single dummy trim	\$99.00	\$105.00
KEYED, SINGLE CYLINDER FUNCTIONS				
B341 ¹	P	Communicating storeroom lock	\$304.00	\$316.00
B501	P	Entry lock	\$304.00	\$316.00
B511	P	Entry/office lock	\$304.00	\$316.00
B561	P	Classroom lock	\$304.00	\$316.00
B581	P	Storeroom lock	\$304.00	\$316.00
B611	P	Dormitory/corridor lock	\$343.00	\$355.00

¹ The B161 and B341 need to be specified as shown for correct door ranges: 138 for (1-3/8" to 1-5/8") or 134 for (>1-5/8" to 2").

COMPLETE LOCKS CYLINDER ADJUSTMENTS

Keyed locks on the previous page are priced including the P cylinder with open Falcon G keyway. Provided below are pricing adjustments based on other available cylinder types.

For complete details on cylinders, tailpieces, keying and keys, including cylinders sold separate, see the [Cylinders](#) and [Keys](#) sections.

CYLINDER ADJUSTMENTS					
Description	Specify	Single cylinder function Price adjustment		Double cylinder function Price adjustment	
		Open	Restricted	Open	Restricted
Conventional 6-pin cylinder, keyed 5	P	\$0.00	\$16.00	N/A	N/A
Conventional 6-pin cylinder	P6	\$0.00	\$16.00	N/A	N/A
Conventional 7-pin cylinder	P7	N/A	N/A	N/A	N/A
Less conventional 6-pin cylinder	L	-\$78.00		N/A	
Conventional 6-pin competitor keyway cylinder	P6	\$8.50		N/A	
SFIC 6-pin BEST® capping	BB6	\$62.00	\$78.00	N/A	N/A
SFIC 7-pin BEST® capping	BB7	\$62.00	\$78.00	N/A	N/A
SFIC 6-pin Falcon® slide capping	G6	\$62.00	\$78.00	N/A	N/A
SFIC 7-pin Falcon® slide capping	G7	\$62.00	\$78.00	N/A	N/A
Refundable Construction SFIC 6-pin	H6	\$62.00	N/A	N/A	N/A
Refundable Construction SFIC 7-pin	H7	\$62.00	N/A	N/A	N/A
Disposable Construction SFIC	BDC	\$0.00	N/A	N/A	N/A
Less SFIC	B	\$0.00		N/A	

COMPLETE LOCKS STYLE OPTIONS

Specify on order only if requesting an option other than the default.

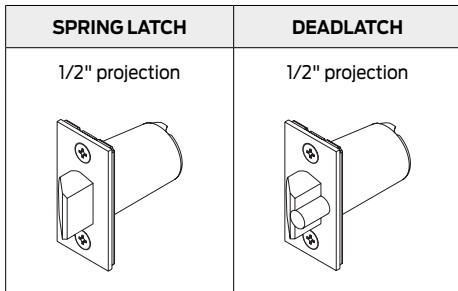
- Not available in 613 finish.

	ABRASIVE	
	Specify	Price adj. (per lever)
TACTILE WARNING		
Dane tactile lever	6DA	\$70.70
Quantum tactile lever	6QU	\$70.70

MA SERIES
T SERIES
B SERIES
W SERIES
D100 SERIES
D200 SERIES
H2 SERIES
CYLINDERS/KEYS
PORTABLE
INDEX

COMPLETE LOCKS LATCHES

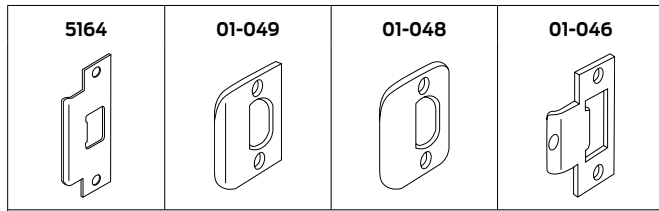
Specify on order only if requesting an option other than the default.



LATCHES				
Spring latch/deadlatch available for functions B301, B611				
Default	Faceplate description	Backset	Specify	Price adjustment
▪	Square corner, 1-1/8" x 2-1/4", standard	2-3/4"	57635	\$0.00
	Square corner, 1" x 2-1/4"	2-3/4"	57630	\$0.00
	Radius corner (1/4"), 1" x 2-1/4"	2-3/4"	57631	\$0.00
	Square corner, 1-1/8" x 2-1/4"	2-3/8"	57625	\$0.00
	Square corner, 1" x 2-1/4"	2-3/8"	57620	\$0.00
	Radius corner (1/4"), 1" x 2-1/4"	2-3/8"	57621	\$0.00
Spring latch/deadlatch available for all other functions				
Default	Faceplate description	Backset	Specify	Price adjustment
▪	Square corner, 1-1/8" x 2-1/4"	2-3/4"	57435	\$0.00
	Square corner, 1" x 2-1/4"	2-3/4"	57430	\$0.00
	Radius corner (1/4"), 1" x 2-1/4"	2-3/4"	57431	\$0.00
	Square corner, 1-1/8" x 2-1/4"	2-3/8"	57425	\$0.00
	Square corner, 1" x 2-1/4"	2-3/8"	57420	\$0.00
	Radius corner (1/4"), 1" x 2-1/4"	2-3/8"	57421	\$0.00

COMPLETE LOCKS STRIKES

Locks furnished with a 1-1/4" x 4-7/8" ANSI Strike unless otherwise specified.



STRIKES				
Default	Description	Lip length	Specify	Price adjustment
▪	ANSI, 1-1/4" x 4-7/8" standard	1-3/16"	5164	\$0.00
	Square corner, full lip 1-5/8" x 2-1/4"	1"	01-049	\$0.00
	1/4" Radius round corner, full lip 1-5/8" x 2-1/4"	1"	01-048	\$0.00
	Square corner, T-strike, 1-1/8" x 2-3/4"	1-5/16"	01-046	\$0.00
	ANSI, 1-1/4" x 4-7/8"	7/8"	5161	\$0.00

COMPLETE LOCKS OPTIONS

LATCH EXTENSION		
Description	Specify	Price adjustment
5" Backset extension link. For use with 2-3/8" backset latches only.	A31727-005-00	\$55.90
BOX FOR ANSI STRIKE		
Description	Specify	Price adjustment
ANSI dust box 1" deep, steel	005099-000-30	\$0.00

COMPLETE LOCKS LESS COMPONENTS

Deductions are applied to complete lock prices. When requesting a product "Less (LLL)" any attribute, the entire detailed ACN must be provided.

LOCKS LESS COMPONENTS		
Description	Specify	Price adjustment
Less latch	LLL for latch	-\$19.30
Less strike	LLL for strike	-\$14.60

MA SERIES
T SERIES
B SERIES
W SERIES
D100 SERIES
D200 SERIES
H2 SERIES
CYLINDERS/KEYS
PORTABLE
INDEX

PARTS

LEVERS	Available finishes									
	605	606	609	613	619	622	625	626	630	643E
	▪	▪	N/A	▪	N/A	N/A	▪	▪	N/A	N/A
Description	Specify for sold separate		Price							
	Part number	Finish								
Lever, Dane closed	A31750-000	.[Finish]	\$61.70							
Lever, Quantum closed	A31751-000	.[Finish]	\$61.70							
Lever, Dane open	A31750-001	.[Finish]	\$61.70							
Lever, Quantum open	A31751-001	.[Finish]	\$61.70							
Lever, Dane IC	031700-002	.[Finish]	\$61.70							
Lever, Quantum IC	031701-002	.[Finish]	\$61.70							

CHASSIS ASSEMBLIES			
NON-KEYED FUNCTIONS			
Description	Specify part number		Price
B101 Chassis	A31706-000-00		\$179.00
B161 Chassis - 1-5/8" - 2" door thickness	A31707-000-00		\$179.00
B161 Chassis - 1-3/8" - 1-5/8" door thickness	A31707-002-00		\$179.00
KEYED FUNCTIONS			
Description	Specify part number		Price
	Conventional cylinder	Interchangeable core	
B301/501 Chassis	A31709-000-00	A31709-001-00	\$217.00
B511 Chassis	A31714-000-00	A31714-001-00	\$217.00
B561 Chassis	A31715-000-00	A31715-001-00	\$290.00
B581 Chassis	A31716-000-00	A31716-001-00	\$217.00
B341 Chassis - >1-5/8" - 2" door thickness	A31708-000	A31708-001	\$217.00
B341 Chassis - 1-3/8" - 1-5/8" door thickness	A31708-002	A31708-003	\$217.00
B611 Chassis	A31739-000	A31739-001	\$327.00

Note: Chassis provided with trim finish on B341 and B611.

ROSES	Available finishes									
	605	606	609	613	619	622	625	626	630	643E
	▪	▪	N/A	▪	N/A	N/A	▪	▪	N/A	N/A
Description	Specify for sold separate		Price							
	Part number	Finish								
Rose, outer	031702-000	.[Finish]	\$24.80							
Rose, inner	031703-000	.[Finish]	\$24.80							
Rose, blank insert and post	A31764-000	.[Finish]	\$24.80							

PARTS

LATCHES			Available finishes									
			605	606	609	613	619	622	625	626	630	643E
			▪	▪	N/A	▪	N/A	N/A	▪	▪	N/A	N/A
SPRING LATCH												
Faceplate description	Backset	Function(s)	Specify for sold separate		Price							
			Part number	Finish								
1" Spring latch	2-3/4"	101	A57430-000	.[Finish]	\$42.00							
1" Spring latch - 1/4" radius	2-3/4"	101	A57431-000	.[Finish]	\$42.00							
1-1/8" Spring latch	2-3/4"	101	A57435-000	.[Finish]	\$42.00							
1" Spring latch	2-3/8"	101	A57420-000	.[Finish]	\$42.00							
1" Spring latch - 1/4" radius	2-3/8"	101	A57421-000	.[Finish]	\$42.00							
1-1/8" Spring latch	2-3/8"	101	A57425-000	.[Finish]	\$42.00							
1" Spring latch	2-3/4"	301	A57630-000	.[Finish]	\$42.00							
1" Spring latch - 1/4" radius	2-3/4"	301	A57631-000	.[Finish]	\$42.00							
1-1/8" Spring latch	2-3/4"	301	A57635-000	.[Finish]	\$42.00							
1" Spring latch	2-3/8"	301	A57620-000	.[Finish]	\$42.00							
1" Spring latch - 1/4" radius	2-3/8"	301	A57621-000	.[Finish]	\$42.00							
1-1/8" Spring latch	2-3/8"	301	A57625-000	.[Finish]	\$42.00							
DEADLATCH												
Faceplate description	Backset	Function(s)	Specify for sold separate		Price							
			Part number	Finish								
1" Deadlatch	2-3/4"	-	A57430-00D	.[Finish]	\$42.00							
1" Deadlatch - 1/4" radius	2-3/4"	-	A57431-00D	.[Finish]	\$42.00							
1-1/8" Deadlatch	2-3/4"	-	A57435-00D	.[Finish]	\$42.00							
1" Deadlatch	2-3/8"	-	A57420-00D	.[Finish]	\$42.00							
1" Deadlatch - 1/4" radius	2-3/8"	-	A57421-00D	.[Finish]	\$42.00							
1-1/8" Deadlatch	2-3/8"	-	A57425-00D	.[Finish]	\$42.00							
1" Deadlatch	2-3/4"	611	A57630-00D	.[Finish]	\$42.00							
1" Deadlatch - 1/4" radius	2-3/4"	611	A57631-00D	.[Finish]	\$42.00							
1-1/8" Deadlatch	2-3/4"	611	A57635-00D	.[Finish]	\$42.00							
1" Deadlatch	2-3/8"	611	A57620-00D	.[Finish]	\$42.00							
1" Deadlatch - 1/4" radius	2-3/8"	611	A57621-00D	.[Finish]	\$42.00							
1-1/8" Deadlatch	2-3/8"	611	A57625-00D	.[Finish]	\$42.00							

MA SERIES
T SERIES
B SERIES
W SERIES
D100 SERIES
D200 SERIES
H2 SERIES
CYLINDERS/KEYS
PORTABLE
INDEX

PARTS

STRIKES			Available finishes									
			605	606	609	613	619	622	625	626	630 ¹	643E
			▪	▪	N/A	▪	N/A	N/A	N/A	▪	▪	N/A
Default	Description	Lip length	Specify for sold separate		Price							
			Part number	Finish								
▪	ANSI, 1-1/4" x 4-7/8" standard	1-3/16"	005164-000	.[Finish]	\$20.00							
	Square corner, T-strike, 1-1/8" x 2-3/4"	1-1/8"	Q001-046	.[Finish]	\$6.30							
	1/4" Radius round corner, full lip 1-5/8" x 2-1/4"	1"	Q001-048	.[Finish]	\$6.20							
	Square corner, full lip 1-5/8" x 2-1/4"	1"	Q001-049	.[Finish]	\$6.20							
	ANSI dust box 1" deep, steel	-	005099-000-30	.[Finish]	\$14.60							
	ANSI 1-1/4" x 4-7/8"	7/8"	005161-000	.[Finish]	\$34.30							

1. 630 finish available for ANSI only.

MISCELLANEOUS PARTS		
Description	Specify	Price
Inside rose liner	031705-000-30	\$3.00
Push button cap	031718-000	\$3.70
Turn button cap	031719-000	\$4.10
Lever insert	031741-000-50	\$0.82

SCREWS			Available finishes									
			605	606	609	613	619	622	625	626	630	643E
			▪	▪	N/A	▪	N/A	N/A	N/A	▪	▪	N/A
Description	Size	Specify		Price								
		Part number	Finish									
ANSI strike screws	12-24 x 1" combo	021164-016	.[Finish]	\$0.84								
Latch and strike screws	8-32 x 3/4" combo	024416-012	.[Finish]	\$0.54								
Screw pack (N/A in 630 finish): Contains: (2) strike screws, (2) latch screws, (2) mounting screws, (2) ANSI strike screws, (1) pin wrench	-	A31767-000	.[Finish]	\$7.20								



MA SERIES

T SERIES

B SERIES

W SERIES

D100 SERIES

D200 SERIES

H2 SERIES

CYLINDERS/KEYS

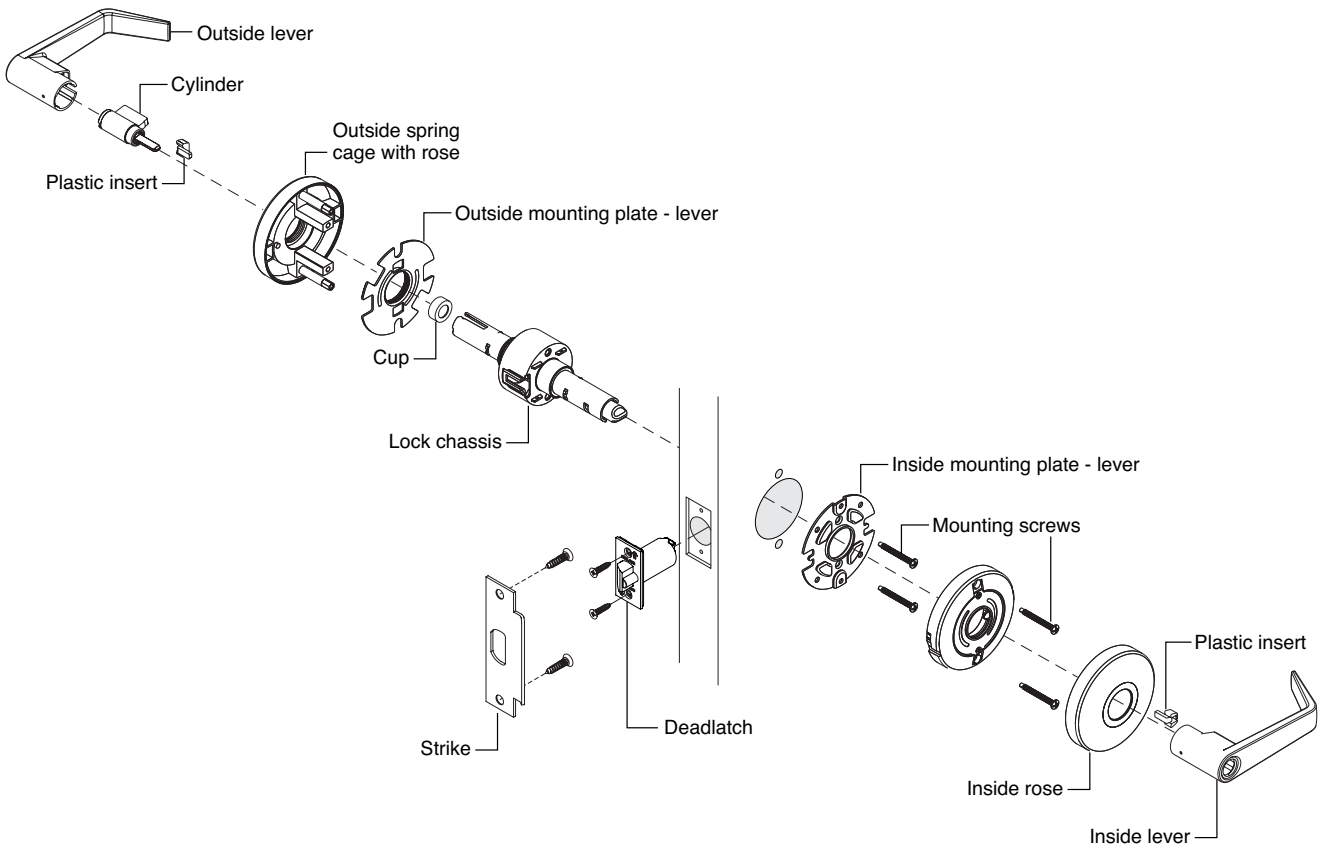
PORTABLE

INDEX

this page intentionally blank

W SERIES

Grade 2 cylindrical lock



How to order

To order products, attribute values should be provided in the sequence shown below. Each value should be separated by a period.

Line item	Quantity	Brand	Series + Function	Cylinder type (keyed functions only)	Outside style		Inside style		Latch	Strike	Strike lip length	Door thickness	Pack cylinders loose (PCL)	Keying		
					Outside lever/rose design	Outside finish	Inside lever/rose design	Inside finish						Keying code	Keyway	Pack keys independently
		1	2	3	4A	4B	5A	5B	6	7	8	9	10	11A	11B	11C

Specifying dimensions:

Dimensions should be provided with the whole number followed by a dash and then the fraction of an inch. Example: 1-3/4.

Line Item

Quantity

- 1 **Brand:** Required only when specifying a product Less (LLL) any attribute.
- 2 **Series+Function:** Series combined with function.
- 3 **Cylinder type:** Specify cylinder code for keyed functions.
- 4A **Outside lever/rose design:** Required for all orders.
- 4B **Outside finish:** Required for all orders.
- 5A **Inside lever/rose design:** Required only if different from the outside lever design, or if specifying a product Less (LLL) any attribute.
- 5B **Inside finish:** Specify only if different from the outside finish, or if specifying a product Less (LLL) any attribute.
- 6 **Latch:** Leave blank to receive the default latch. Specify part number if non-default latch is required or if specifying a product Less (LLL) any attribute.
- 7 **Strike:** Leave blank for default strike. Specify part number if non-default strike is required, or if specifying a product Less (LLL) any attribute.
- 8 **Strike lip length:** Leave blank for default strike lip length. Specify for non-default strike lip length or if specifying a product Less (LLL) any attribute. Specify with a LIP prefix followed by the lip length dimension. Example: LIP1-3/8.
- 9 **Door thickness:** Leave blank for default 1-3/4" thick doors. Specify if other than 1-3/4", or if specifying a product Less (LLL) any attribute. Specify with a DT prefix followed by the door thickness dimension. Example: DT1-3/8
- 10 **Options:** Specify any desired options.
- 11A **Keying code:** Default keying code is dictated by the selected cylinder type. Leave blank to receive the default keying code, or specify for any other keying code. If ordering a product Less (LLL) any lock attribute, keying code must be specified.
- 11B **Keyway:** Default way is dictated by the selected cylinder type. Leave blank to receive the default keyway, or specify to order any other keyway. If ordering a product Less (LLL) any lock attribute, keying code must be specified.
- 11C **Pack keys independently:** Specify only when requesting that keys be packed independently.

Contents

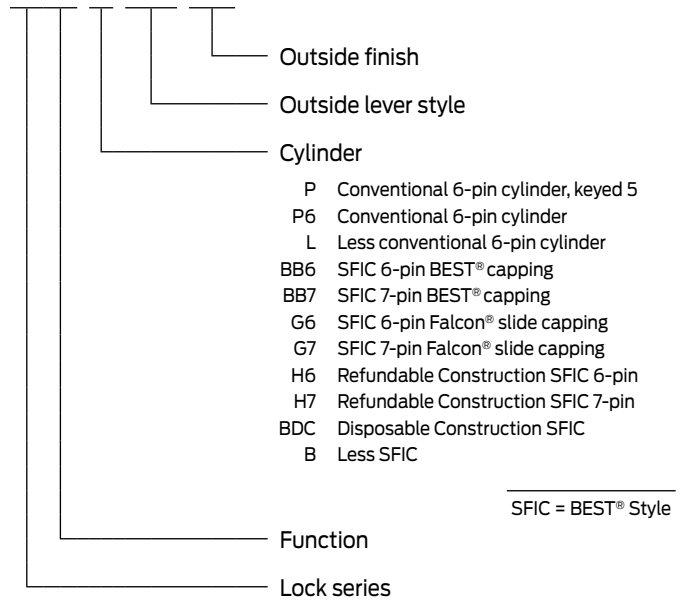
W Series | Overview..... 61
W Series | Functions..... 64
W Series | Styles 66
W Series | Configure a product 68
 Standard rose.....69
 Small rose 70
 Knobs.....70
 Cylinder adjustments 71
 Style options 71
 Latches.....72
 Strikes..... 73
 Options..... 73
 Less components..... 73
W Series | Parts.....74
 Latches..... 74
 Strikes..... 74
 Miscellaneous parts..... 75
 Screw packs..... 75

BAA/ARRA

Contact your local RSO or
 Sales Rep. for ordering details

Product identification

W501 . P . DAN . 626



Finish codes and descriptions

BHMA code		Description
605	(US 3)	Bright Brass
606 ¹	(US 4)	Satin Brass
613	(US 10B)	Oil Rubbed Bronze
619	(US 15)	Satin Nickel
622	(US 19)	Matte Black
625	(US 26)	Bright Chrome
626	(US 26D)	Satin Chrome
643E	(US 11)	Aged Bronze

¹ Not available on small rose.

Standard features



Certification	ANSI A156.2, Series 4000, Grade 2, UL Listed for 3-Hour fire door
Latch	1-1/8" x 2-1/4", square corner faceplate, 1" housing diameter, 1/2" throw
Strike	1-1/4" x 4-7/8", ANSI, square corner, no box
Backset	2-3/4"
Cylinder	6-pin, solid brass, keyed 5-pin, Falcon G keyway, keyed different (KD)
Door range	1-3/8" to 1-3/4" standard
Keys	Two, nickel silver cut keys per lock, Falcon G keyway

ANSI A156.2, Series 4000 Grade 2 key-in-lever/knob locks

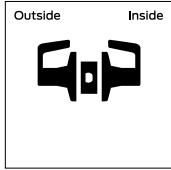
NON-KEYED LOCKS

FALCON ANSI

W101 F75

Passage latchset

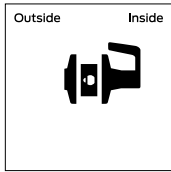
Latch bolt by levers/knobs at all times.



W161 F111

Communicating/exit latch

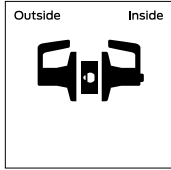
Deadlocking latch bolt by inside lever.
Non-removable blank plate outside.
Function not available in knob designs.



W201 F77

Patio lock

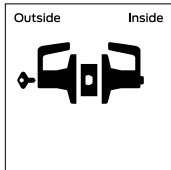
Deadlocking latch bolt by levers. Outside lever is locked by push button from inside. Rotating inside lever or closing door releases button and unlocks outside lever. Function not available for small rose option or knob designs.



W301 F76

Privacy lock

Latch bolt by levers/knobs. Outside lever/knob is locked by push button in inside lever/knob. Rotating inside lever/knob or closing door release push button and frees outside lever/knob. Inside lever/knob is always free. Emergency release in outside lever/knob unlocks door.



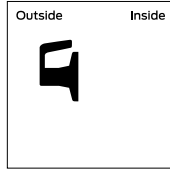
NON-KEYED DUMMY

FALCON ANSI

W12

Single dummy

Single dummy trim available with lever/knob.



W18

Image not available

Double dummy

Double dummy trim available with levers.

MA SERIES

T SERIES

B SERIES

W SERIES

D100 SERIES

D200 SERIES

H2 SERIES

CYLINDERS/KEYS

PORTABLE

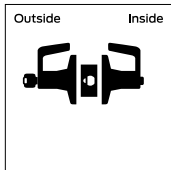
INDEX

ANSI A156.2, Series 4000 Grade 2 key-in-lever/knob locks

KEYED LOCKS

FALCON ANSI

W501 F82

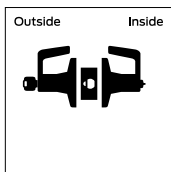


Entry lock

Push button locking. Button on the inside locks outside lever/knob until unlocked by key or by rotating inside lever/knob. Inside lever/knob always free. Deadlocking latch bolt. Function not available for small rose option.

Function note: This lock will stay locked when the door is closed. If you want your door to unlock when it closes, please purchase the 571 function.

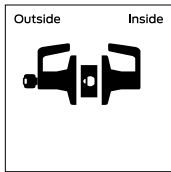
W511 F109



Entry/office lock

Deadlocking latch bolt by levers/knobs. Turn/push button locking. Pushing and turning button locks outside lever/knob, requiring use of a key for unlocking the door until button is manually unlocked. Pushing button locks outside lever/knob until unlocked by key or by rotating inside lever/knob. Inside lever/knob is always free.

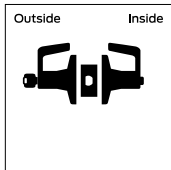
W561 F84



Classroom lock

Deadlocking latch bolt by levers/knobs. Outside lever/knob is locked by key in outside lever/knob. Inside lever/knob is always free.

W571



Corridor lock

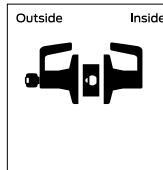
Deadlocking latch bolt. Push button locking only. Button on the inside locks outside lever/knob until unlocked by key or by rotating inside lever/knob. Closing the door releases button. Inside lever/knob always free. Function not available for small rose option.

Function note: This lock will unlock when the door is closed. If you want your door to remain locked when it closes, please purchase the 501 function.

KEYED LOCKS

FALCON ANSI

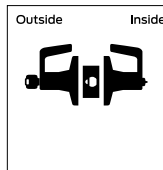
W581 F86



Storeroom lock

Deadlocking latch bolt by lever/knob inside or key outside. Outside lever/knob is always locked. Inside lever/knob is always free.

W711



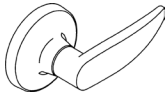
Apartment entrance lock

Deadlocking latch bolt by levers/knob. Turn/push button locking. Pushing and turning button locks outside lever/knob, requiring use of a key for unlocking the door until button is manually unlocked. Pushing button locks outside lever/knob until unlocked by key, by rotating inside lever/knob, or by closing door. Inside lever/knob is always free. Function not available for small rose option.

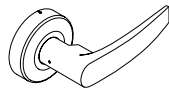
MA SERIES
T SERIES
B SERIES
W SERIES
D100 SERIES
D200 SERIES
H2 SERIES
CYLINDERS/KEYS
PORTABLE
INDEX

LEVER/ROSE DESIGNS

AVALON

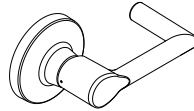


AVA Avalon

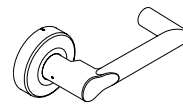


SRA Small Rose Avalon

BOARDWALK

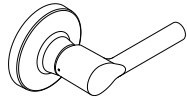


BRK Boardwalk

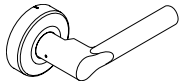


SRBO Small Rose Boardwalk

BROADWAY

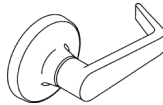


BRW Broadway

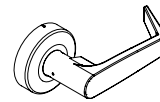


SRBR Small Rose Broadway

DANE

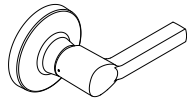


DAN Dane
6DA Dane Abrasive

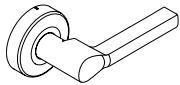


SRD Small Rose Dane
6SD Small Rose Dane
Abrasive

LATITUDE

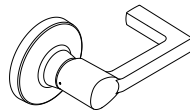


LAT Latitude

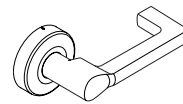


SRLA Small Rose Latitude

LONGITUDE

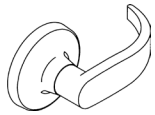


LON Longitude

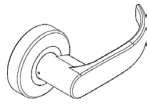


SRLO Small Rose Longitude

QUANTUM



QUA Quantum
6QU Quantum Abrasive



SRQ Small Rose Quantum
6SQ Small Rose Quantum
Abrasive

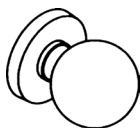
KNOB/ROSE DESIGNS¹

ELITE



ELI Elite

HANA



HAN Hana

¹ Not available with a small rose. Small rose option is for levers only.

FINISH AVAILABILITY		Bright Brass (605)	Satin Brass (606)	Oil Rubbed Bronze (613)	Satin Nickel (619)	Matte Black (622)	Bright Chrome (625)	Satin Chrome (626)	Bright Stainless Steel (629)	Satin Stainless Steel (630)	Aged Bronze (643E)
LEVERS											
Avalon	AVA	-	-	613	619	622	625	626	-	-	643E
Boardwalk	BRK	-	-	613	619	622	625	626	-	-	643E
Broadway	BRW	-	-	613	619	622	625	626	-	-	643E
Dane	DAN	-	-	613	619	622	625	626	-	-	643E
Latitude	LAT	-	-	613	619	622	625	626	-	-	643E
Longitude	LON	-	-	613	619	622	625	626	-	-	643E
Quantum	QUA	-	-	613	619	622	625	626	-	-	643E
KNOBS											
Elite	ELI	-	-	613	-	-	625	626	-	-	-
Hana	HAN	-	-	613	-	-	625	626	-	-	-
CYLINDER FINISHES											
COMPLETE LOCK FINISH		-	-	613	619	622 ¹	625	626	629	630	643E
Coordinating conventional cylinder											
Plug component		-	-	606	626	622	626	626	-	626	522
Coordinating FSIC/SFIC cylinder											
Plug (lower) component		-	-	522	626	622	625	626	-	-	522
Core face (upper) component		-	-	522	626	622	625	626	-	-	522

1. Available in Falcon G keyway only.
 2. 522 is a simulated 613 finish.

You can **configure and price a full range of products** using the tables and rules shown in this section.

The pricing of locks in this section includes the P cylinder in an open keyway (where applicable), default latch, strike, and a 1-3/4" thick door. Additional modifications are available using the rules and price adjustments on the subsequent pages.

How to order:

- All applicable product attributes must be provided in the order shown below
- Each value must separated by a period
- If requesting a product "Less (LLL)" any attribute, the entire detailed ACN must be provided
- Fractions will be written with the "/" symbol separating the numerator and the denominator (example 1/2)
- For dimensions that contain a whole number and a fraction, a hyphen "-" will be added after the whole number and before the fraction (example 2-1/2)
- For two dimensions represented together, such as length and width, the values would be separated by an "x" with no spaces
- Finishes should be listed using their BHMA finish as shown in this book

Required for all lock orders														
Brand	Series + Function	Cylinder type (keyed functions only)	Outside style		Inside style		Latch	Strike	Strike lip length	Door thickness	Pack cylinders loose (PCL)	Keying		
			Outside lever/rose design	Outside finish	Inside lever/rose design	Inside finish						Keying code	Keyway	Pack keys independently
1	2	3	4A	4B	5A	5B	6	7	8	9	10A	11A	11B	11C

◀ If ordering a product "Less (LLL)" any attribute, values for each attribute must be provided.

Only required if specifying different than outside style

Only required when deviating from the product's default. Specify only the deviated attribute(s).

Only required when deviating from the product's default. Specify only the deviated attribute(s).

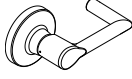
EXAMPLE:

W501 . P . 6DA . 626 . DAN

| | | | |


2 3 4A 4B 5A


└─┬─┘
Inside lever design different than outside

COMPLETE LOCKS			LEVER STYLES	
 <p>STANDARD ROSE</p> <p>Split finishes and designs will be priced at the highest list price of the design and/or finish.</p> <p>Keyed function pricing based on cylinder with open Falcon G keyway. See page 71 for additional cylinder and keyway options.</p>			AVA ^{1,2}	AVA ^{1,2}
			BRK	BRK
			BRW ^{1,2}	BRW ^{1,2}
			DAN	DAN
			LAT ^{1,2}	LAT ^{1,2}
			LON ^{1,2}	LON ^{1,2}
			QUA	QUA
			FINISHES	
SERIES + FUNCTION CYL DESCRIPTION			626, 643E	605 ¹ , 606 ² , 613, 619, 622, 625
NON-KEYED FUNCTIONS			3-3/8" STANDARD ROSE (85.7MM)	
W101		Passage latchset	\$147.00	\$159.00
W161		Communicating/exit latch	\$148.00	\$160.00
W201		Patio lock	\$148.00	\$160.00
W301		Privacy lock	\$148.00	\$160.00
NON-KEYED DUMMY FUNCTIONS			3-3/8" STANDARD ROSE (85.7MM)	
W12		Single dummy trim	\$88.00	\$94.00
W18		Double dummy trim ³	\$172.00	\$184.00
KEYED, SINGLE CYLINDER FUNCTIONS			3-3/8" STANDARD ROSE (85.7MM)	
W501	P	Entry lock	\$164.00	\$176.00
W511	P	Entry/office lock	\$164.00	\$176.00
W561	P	Classroom lock	\$164.00	\$176.00
W571	P	Corridor lock	\$164.00	\$176.00
W581	P	Storeroom lock	\$164.00	\$176.00
W711	P	Apartment entrance lock	\$164.00	\$176.00

1. AVA, BRW, LAT, LON levers not available in 605 finish.
2. AVA, BRW, LAT, LON levers not available in 606 finish.
3. W18 is not available with AVA, BRK, BRW, LAT, LON levers; not available in 619, 622 and 643E finishes.

MA SERIES
T SERIES
B SERIES
W SERIES
D100 SERIES
D200 SERIES
H2 SERIES
CYLINDERS/KEYS
PORTABLE
INDEX

COMPLETE LOCKS			LEVER STYLES	
 <p>SMALL ROSE</p> <p>Split finishes and designs will be priced at the highest list price of the design and/or finish.</p> <p>Keyed function pricing based on cylinder with open Falcon G keyway. See page 71 for additional cylinder and keyway options.</p>			SRA	SRA
			SRBO	SRBO
			SRBR	SRBR
			SRD	SRD
			SRLA	SRLA
			SRLO	SRLO
			SRQ	SRQ
			FINISHES	
SERIES + FUNCTION CYL DESCRIPTION			626, 643E	605, 613, 619, 622, 625
NON-KEYED FUNCTIONS			2-9/16" SMALL ROSE (65MM)	
W101		Passage latchset	\$158.00	\$170.00
W161		Communicating/exit latch	\$164.00	\$176.00
W301		Privacy lock	\$164.00	\$176.00
NON-KEYED DUMMY FUNCTIONS			2-9/16" SMALL ROSE (65MM)	
W12		Single dummy trim	\$93.00	\$99.00
KEYED, SINGLE CYLINDER FUNCTIONS			2-9/16" SMALL ROSE (65MM)	
W511	P	Entry/office lock	\$194.00	\$206.00
W561	P	Classroom lock	\$194.00	\$206.00
W581	P	Storeroom lock	\$194.00	\$206.00

COMPLETE LOCKS			KNOB STYLES	
 <p>KNOBS</p> <p>Not available with small rose.</p> <p>Split finishes and designs will be priced at the highest list price of the design and/or finish.</p> <p>Keyed function pricing based on cylinder with open Falcon G keyway. See page 71 for additional cylinder and keyway options.</p>			ELI	
			HAN	
			FINISHES	
SERIES + FUNCTION CYL DESCRIPTION			626	605, 606, 613, 625
NON-KEYED FUNCTIONS				
W101		Passage latchset	\$77.00	\$89.00
W301		Privacy lock	\$78.00	\$90.00
NON-KEYED DUMMY FUNCTIONS				
W12		Single dummy trim	\$58.00	\$64.00
KEYED, SINGLE CYLINDER FUNCTIONS				
W501	P	Entry lock	\$94.00	\$106.00
W511	P	Entry/office lock	\$94.00	\$106.00
W561	P	Classroom lock	\$94.00	\$106.00
W571	P	Corridor lock	\$94.00	\$106.00
W581	P	Storeroom lock	\$94.00	\$106.00
W711	P	Apartment entrance lock	\$94.00	\$106.00

COMPLETE LOCKS CYLINDER ADJUSTMENTS

Keyed locks on the previous pages are priced including the P cylinder with open Falcon G keyway. Provided below are pricing adjustments based on other available cylinder types.

For complete details on cylinders, tailpieces, keying and keys, including cylinders sold separate, see the [Cylinders](#) and [Keys](#) sections.

CYLINDER ADJUSTMENTS					
Description	Specify	Single cylinder function Price adjustment		Double cylinder function Price adjustment	
		Open	Restricted	Open	Restricted
Conventional 6-pin cylinder, keyed 5	P	\$0.00	\$16.00	N/A	N/A
Conventional 6-pin cylinder	P6	\$0.00	\$16.00	N/A	N/A
Less conventional 6-pin cylinder	L	-\$39.00		N/A	
Conventional 6-pin competitor keyway cylinder	P6	\$8.50		N/A	
SFIC 6-pin BEST® capping	BB6	\$62.00	\$78.00	N/A	N/A
SFIC 7-pin BEST® capping	BB7	\$62.00	\$78.00	N/A	N/A
SFIC 6-pin Falcon® slide capping	G6	\$62.00	\$78.00	N/A	N/A
SFIC 7-pin Falcon® slide capping	G7	\$62.00	\$78.00	N/A	N/A
Refundable Construction SFIC 6-pin	H6	\$62.00	N/A	N/A	N/A
Refundable Construction SFIC 7-pin	H7	\$62.00	N/A	N/A	N/A
Disposable Construction SFIC	BDC	\$0.00	N/A	N/A	N/A
Less SFIC	B	\$0.00		N/A	

COMPLETE LOCKS STYLE OPTIONS

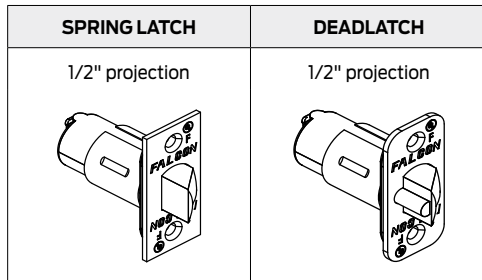
Specify on order only if requesting an option other than the default.

- Not available in 613 finish.

	ABRASIVE			
	Specify	Price adj. (per lever)	Specify	Price adj. (per lever)
TACTILE WARNING	3-3/8" STANDARD ROSE (85.7MM)		2-9/16" SMALL ROSE (65MM)	
Avalon tactile lever	N/A	N/A	N/A	N/A
Boardwalk tactile lever	N/A	N/A	N/A	N/A
Broadway tactile lever	N/A	N/A	N/A	N/A
Dane tactile lever	6DA	\$76.60	6SD	\$76.60
Latitude tactile lever	N/A	N/A	N/A	N/A
Longitude tactile lever	N/A	N/A	N/A	N/A
Quantum tactile lever	6QU	\$76.60	6SQ	\$76.60

COMPLETE LOCKS LATCHES

Specify on order only if requesting an option other than the default.



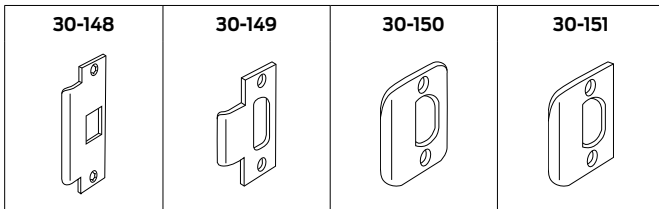
LATCHES						
SPRING LATCH						
Default	Faceplate description	Backset	Function(s)		Specify	Price adjustment
▪	Square corner, 1-1/8" x 2-1/4"	2-3/4"	101, 301	Restoring	30-206	\$0.00
	Square corner, 1-1/8" x 2-1/4"	2-3/8" ¹	101, 301	Restoring	30-209	\$0.00
	Square corner, 1" x 2-1/4"	2-3/4"	101, 301	Restoring	30-204	\$0.00
	Square corner, 1" x 2-1/4"	2-3/8" ¹	101, 301	Restoring	30-207	\$0.00
	Radius corner, 1" x 2-1/4"	2-3/4"	101, 301	Restoring	30-205	\$0.00
	Radius corner, 1" x 2-1/4"	2-3/8" ¹	101, 301	Restoring	30-208	\$0.00
DEADLATCH						
Default	Faceplate description	Backset	Function(s)		Specify	Price adjustment
▪	Square corner, 1-1/8" x 2-1/4"	2-3/4"	201, 511, 571, 711	Restoring	30-194	\$0.00
	Square corner, 1-1/8" x 2-1/4"	2-3/8" ¹	201, 511, 571, 711	Restoring	30-200	\$0.00
	Square corner, 1" x 2-1/4"	2-3/4"	201, 511, 571, 711	Restoring	30-192	\$0.00
	Square corner, 1" x 2-1/4"	2-3/8" ¹	201, 511, 571, 711	Restoring	30-198	\$0.00
	Radius corner, 1" x 2-1/4"	2-3/4"	201, 511, 571, 711	Restoring	30-193	\$0.00
	Radius corner, 1" x 2-1/4"	2-3/8" ¹	201, 511, 571, 711	Restoring	30-199	\$0.00
▪	Square corner, 1-1/8" x 2-1/4"	2-3/4"	161, 501, 511, 561, 581	Non-restoring	30-197	\$0.00
	Square corner, 1-1/8" x 2-1/4"	2-3/8" ¹	161, 501, 511, 561, 581	Non-restoring	30-203	\$0.00
	Square corner, 1" x 2-1/4"	2-3/4"	161, 501, 511, 561, 581	Non-restoring	30-195	\$0.00
	Square corner, 1" x 2-1/4"	2-3/8" ¹	161, 501, 511, 561, 581	Non-restoring	30-201	\$0.00
	Radius corner, 1" x 2-1/4"	2-3/4"	161, 501, 511, 561, 581	Non-restoring	30-196	\$0.00
	Radius corner, 1" x 2-1/4"	2-3/8" ¹	161, 501, 511, 561, 581	Non-restoring	30-202	\$0.00

- 2-3/8" backset is furnished as a 1" faceplate standard.
- W511 Standard offering is the Deadlatch 30-197, however if a Restoring Deadlatch is needed it will have to be ordered 30-194.

MA SERIES
T SERIES
B SERIES
W SERIES
D100 SERIES
D200 SERIES
H2 SERIES
CYLINDERS/KEYS
PORTABLE
INDEX

COMPLETE LOCKS STRIKES

Locks furnished with a 1-1/4" x 4-7/8" ANSI Strike unless otherwise specified.



STRIKES				
Default	Description	Lip length	Specify	Price adjustment
▪	ANSI, 1-1/4" x 4-7/8" standard	1-3/8"	30-148	\$0.00
	Square corner, T-strike 1-1/8" x 2-3/4"	1-3/8"	30-149	\$0.00
	Radius corner, full lip strike 1-5/8" x 2-1/4"	1"	30-150	\$0.00
	Square corner, full lip strike 1-5/8" x 2-1/4"	1"	30-151	\$0.00

COMPLETE LOCKS OPTIONS

PACK CYLINDERS LOOSE		
Description	Specify	Price adjustment
Pack cylinders loose in box	PCL	\$0.00

COMPLETE LOCKS LESS COMPONENTS

Deductions are applied to complete lock prices. When requesting a product "Less (LLL)" any attribute, the entire detailed ACN must be provided.

LOCKS LESS COMPONENTS		
Description	Specify	Price adjustment
Less latch	LLL for latch	-\$9.30
Less strike	LLL for strike	-\$9.30

PARTS

LATCHES					Available finishes									
					605	606	609	613	619	622	625	626	630	643E
					▪	▪	N/A	▪	▪	▪	▪	▪	N/A	▪
SPRING LATCH														
Default	Faceplate description	Backset	Function(s)		Specify as sold separate		Price							
					Part number	Finish								
▪	Square corner, 1-1/8" x 2-1/4"	2-3/4"	101, 301	Non-restoring	Q330-206	[Finish]	\$15.30							
	Square corner, 1-1/8" x 2-1/4"	2-3/8"	101, 301	Non-restoring	Q330-209	[Finish]	\$15.30							
	Square corner, 1" x 2-1/4"	2-3/4"	101, 301	Non-restoring	Q330-204	[Finish]	\$15.30							
	Square corner, 1" x 2-1/4"	2-3/8"	101, 301	Non-restoring	Q330-207	[Finish]	\$15.30							
	Radius corner, 1" x 2-1/4"	2-3/4"	101, 301	Non-restoring	Q330-205	[Finish]	\$15.30							
	Radius corner, 1" x 2-1/4"	2-3/8"	101, 301	Non-restoring	Q330-208	[Finish]	\$15.30							
DEADLATCH														
Default	Faceplate description	Backset	Function(s)		Specify as sold separate		Price							
					Part number	Finish								
▪	Square corner, 1-1/8" x 2-1/4"	2-3/4"	201, 511, 571, 711	Restoring	Q330-194	[Finish]	\$15.30							
	Square corner, 1-1/8" x 2-1/4"	2-3/8"	201, 511, 571, 711	Restoring	Q330-200	[Finish]	\$15.30							
	Square corner, 1" x 2-1/4"	2-3/4"	201, 511, 571, 711	Restoring	Q330-192	[Finish]	\$15.30							
	Square corner, 1" x 2-1/4"	2-3/8"	201, 511, 571, 711	Restoring	Q330-198	[Finish]	\$15.30							
	Radius corner, 1" x 2-1/4"	2-3/4"	201, 511, 571, 711	Restoring	Q330-193	[Finish]	\$15.30							
	Radius corner, 1" x 2-1/4"	2-3/8"	201, 511, 571, 711	Restoring	Q330-199	[Finish]	\$15.30							
▪	Square corner, 1-1/8" x 2-1/4"	2-3/4"	161, 501, 511, 561, 581	Non-restoring	Q330-197	[Finish]	\$15.30							
	Square corner, 1-1/8" x 2-1/4"	2-3/8"	161, 501, 511, 561, 581	Non-restoring	Q330-203	[Finish]	\$15.30							
	Square corner, 1" x 2-1/4"	2-3/4"	161, 501, 511, 561, 581	Non-restoring	Q330-195	[Finish]	\$15.30							
	Square corner, 1" x 2-1/4"	2-3/8"	161, 501, 511, 561, 581	Non-restoring	Q330-201	[Finish]	\$15.30							
	Radius corner, 1" x 2-1/4"	2-3/4"	161, 501, 511, 561, 581	Non-restoring	Q330-196	[Finish]	\$15.30							
	Radius corner, 1" x 2-1/4"	2-3/8"	161, 501, 511, 561, 581	Non-restoring	Q330-202	[Finish]	\$15.30							

STRIKES					Available finishes									
					605	606	609	613	619	622	625	626	630	643E
					▪	▪	N/A	▪	▪	▪	▪	▪	N/A	▪
Default	Description	Lip length			Specify as sold separate		Price							
					Part number	Finish								
▪	ANSI, 1-1/4" x 4-7/8" standard	1-3/8"			Q330-148	[Finish]	\$15.60							
	Square corner, T-strike 1-1/8" x 2-3/4"	1-3/8"			Q330-149	[Finish]	\$15.60							
	Radius corner, full lip strike 1-5/8" x 2-1/4"	1"			Q330-150	[Finish]	\$15.60							
	Square corner, full lip strike 1-5/8" x 2-1/4"	1"			Q330-151	[Finish]	\$15.60							

MA SERIES
T SERIES
B SERIES
W SERIES
D100 SERIES
D200 SERIES
H2 SERIES
CYLINDERS/KEYS
PORTABLE
INDEX

PARTS

MISCELLANEOUS PARTS		
Description	Specify	Price
Conventional cylinder tailpiece for all keyed functions	Q330-164	\$6.20
SFIC Tailpiece (throw member for levers)	Q330-168	\$6.30
SFIC Tailpiece (throw member for knobs)	Q330-169	\$6.30
Inside spring cage kit	Q330-282	\$14.90
Inside spring cage kit, small rose	Q330-448	\$16.90
Outside spring cage kit, small rose	Q330-447	\$16.90
Cylinder lever insert	Q033-026	\$0.42

SCREW PACKS	Available finishes										
	605	606	609	613	619	622	625	626	630	643E	
	▪	▪	N/A	▪	N/A	N/A	▪	▪	N/A	N/A	
Description	Specify		Price each								
	Part number	Finish									
Screw pack	Q330-170	.[Finish]	\$8.80								
Screw pack - knobs	Q005-085	.[Finish]	\$8.80								
Screw pack - dummy trim	Q330-182	-	\$6.20								
Screw pack - small rose	Q330-179	.[Finish]	\$8.80								



MA SERIES

T SERIES

B SERIES

W SERIES

D100 SERIES

D200 SERIES

H2 SERIES

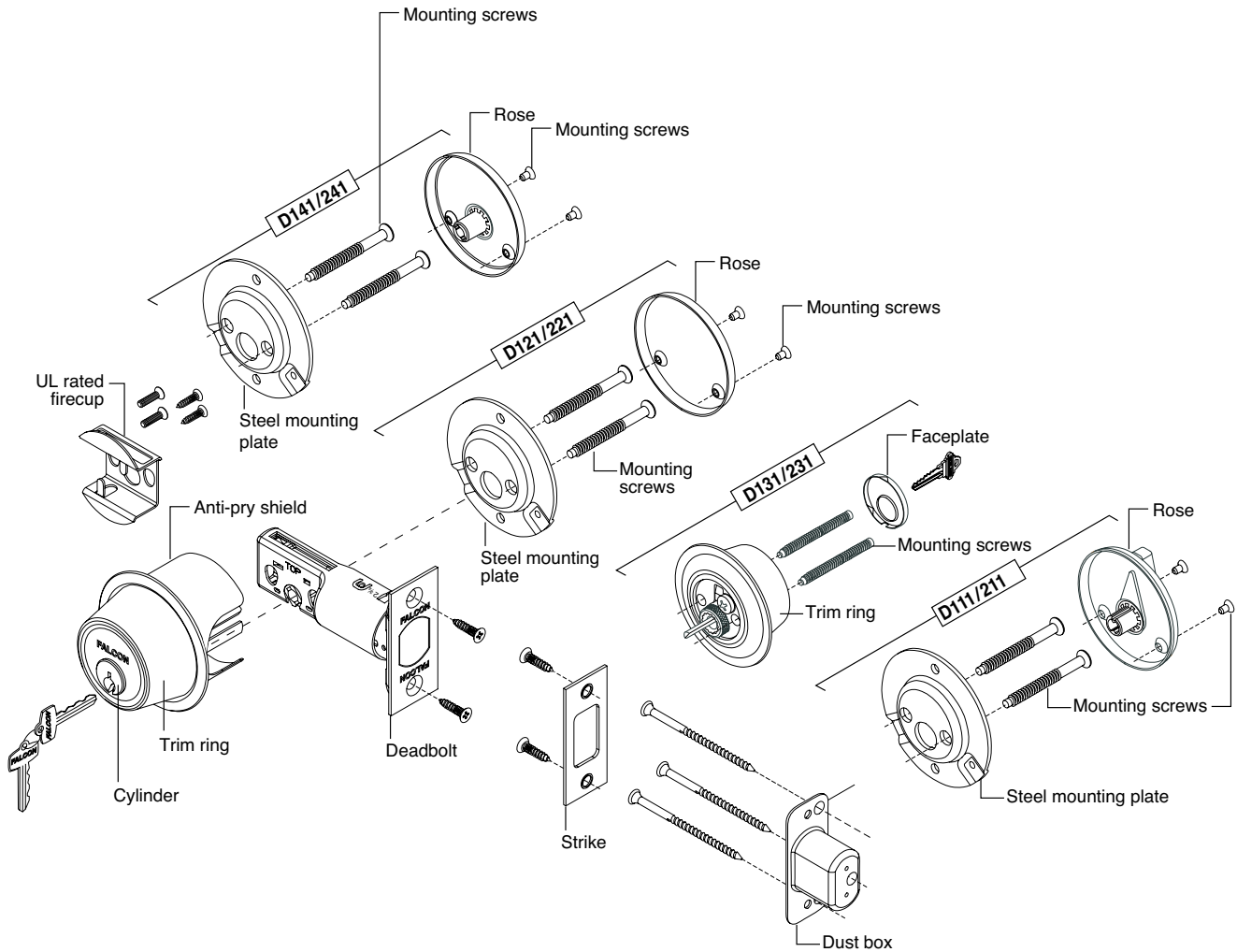
CYLINDERS/KEYS

PORTABLE

INDEX

this page intentionally blank

D100 SERIES
Grade 1 deadbolt



How to order

To order products, attribute values should be provided in the sequence shown below. Each value should be separated by a period.

Line item	Quantity	Required for all lock orders					Strike	Door dimensions			Options		Keying			
		Brand	Series + Function + Optional UL listed (F)	Cylinder type (keyed functions only)	Outside finish	Inside finish		Deadbolt	Door thickness	Extended	Strike lip length	Strike reinforcer	Box for ANSI strike	Keying code	Keyway	Pack keys independently
		1	2	3	4	5	6	7	8A	8B	8C	9A	9B	10A	10B	10C

Specifying dimensions:

Dimensions should be provided with the whole number followed by a dash and then the fraction of an inch. Example: 1-3/4.

Line Item

Quantity

- 1 Brand:** Required only when specifying a product Less (LLL) any attribute.
- 2 Series + Function + Optional UL listed (F):** Series combined with function. Choose from functions list (page 80).
- 3 Cylinder type:** Specify cylinder code for keyed functions.
- 4 Outside finish:** Required for all orders.
- 5 Inside finish:** Specify only if different from the outside finish, or if specifying a product Less (LLL) any attribute.
- 6 Deadbolt:** Leave blank to receive the default deadbolt. Specify part number if non-default deadbolt is required, or if specifying a product Less (LLL) any attribute. See page 85 for options.
- 7 Strike:** Leave blank for default strike. Specify part number if non-default strike is required, or if specifying a product Less (LLL) any attribute. See page 85 for options.
- 8A Door thickness:** 1-7/8" standard for conventional cylinder and thumbturn. 1-5/8" to 2-1/4" standard for SFIC cylinder. **Specify only if non-standard door thickness is required. Specify with a DT prefix followed by the door thickness dimension. Example: DT1-3/4.**
- 8B Extended:** Specify for doors greater than 2". EE = Extended equally, EI = Extended inside, EO = Extended outside, ED = Extended differently (Extended different (ED)).
- 8C Strike lip length:** Leave blank for default strike lip length. Specify for non-default strike lip length or if specifying a product Less (LLL) any attribute. Specify with a LIP prefix followed by the lip length dimension. Example: LIP1-3/8.
- 9A–9B Options:** Specify any desired options.
- 10A Keying code:** Default keying code is dictated by the selected cylinder type. Leave blank to receive the default keying code, or specify for any other keying code. If ordering a product Less (LLL) any lock attribute, keying code must be specified.
- 10B Keyway:** Default way is dictated by the selected cylinder type. Leave blank to receive the default keyway, or specify to order any other keyway. If ordering a product Less (LLL) any lock attribute, keying code must be specified.
- 10C Pack keys independently:** Specify only when requesting that keys be packed independently.

Contents

D100 Series | Overview77

D100 Series | Functions.....80

D100 Series | Styles.....81

D100 Series | Configure a product..... 82

 Cylinder adjustments84

 Deadbolts.....85

 Strikes.....85

 Options.....86

 Less components.....86

D100 Series | Parts 87

 Trim87

 Adapters87

 Deadbolts.....88

 Strikes.....88

 Individual screws.....89

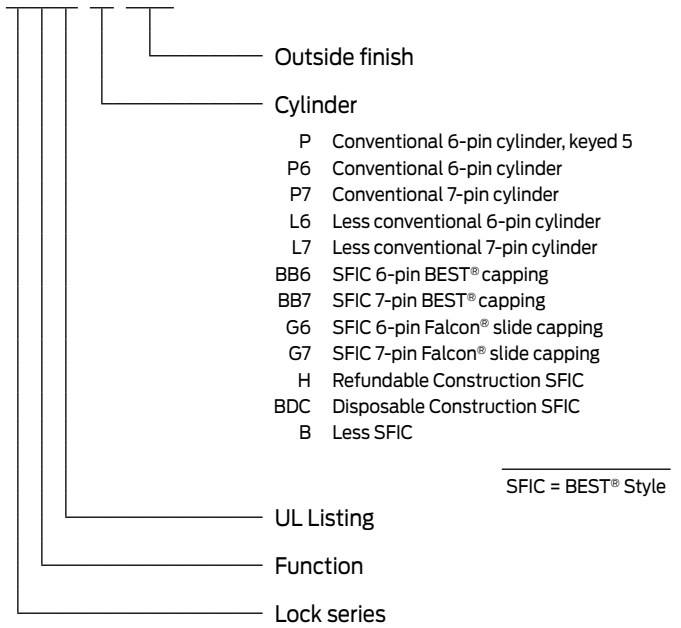
 Screw packs.....90

BAA/ARRA

Contact your local RSO or
Sales Rep. for ordering details

Product identification

D111F . P . 626



Finish codes and descriptions

BHMA code		Description
605	(US 3)	Bright Brass
606	(US 4)	Satin Brass
613	(US 10B)	Oil Rubbed Bronze
625	(US 26)	Bright Chrome
626	(US 26D)	Satin Chrome

Standard features

Certification	BHMA - ANSI A156.5, 2001, Grade 1 auxiliary lock, Available UL Listed for 3-Hour fire door
Deadbolt	1-1/8" x 2-1/4", square corner faceplate, 1" housing diameter, 1" throw
Strike	1-1/8" x 2-3/4", lipless, with box
Backset	2-3/8" and 2-3/4" adjustable
Cylinder	6-pin, solid brass, keyed 5-pin, Falcon G keyway, keyed different (KD)
Door range	1-3/8" to 1-7/8" standard cylinder and thumbturn only; 1-5/8" to 2-1/4" interchangeable core cylinder
Keys	Two, nickel silver cut keys per lock, Falcon G keyway
Reinforcement	Metal dust box reinforcer with three - 3" screws
Trim ring	1" Wrought brass or bronze, reinforced with security insert



BHMA / ANSI A156.5, 2001, Grade 1 bored deadbolt locks

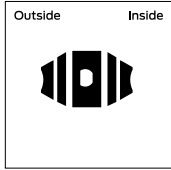
KEYLESS

FALCON ANSI

D151

Turn x turn

Deadbolt thrown or retracted by turn unit from either side. Application for shelters. Bolt automatically deadlocks when fully thrown.



KEYED, DOUBLE CYLINDER

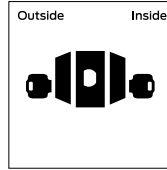
FALCON ANSI

D131P

E0141

Double cylinder

Deadbolt thrown or retracted by key from either side. Bolt automatically deadlocks when fully thrown.



KEYED, SINGLE CYLINDER

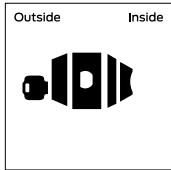
FALCON ANSI

D111P

E0171

Classroom function

Deadbolt thrown or retracted by key from outside. Inside turn will only retract bolt. Bolt automatically deadlocks when fully thrown.

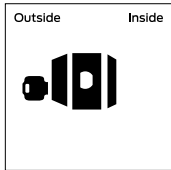


D121P

E0161

Single cylinder x rose

Deadbolt thrown or retracted by key only. Blank plate inside. Bolt automatically deadlocks when fully thrown.

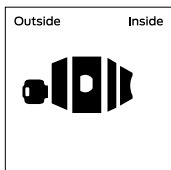


D141P

E0151

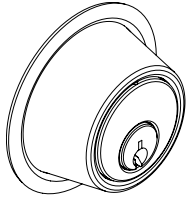
Single cylinder x thumbturn

Deadbolt thrown or retracted by key or by turn. Bolt automatically deadlocks when fully thrown.

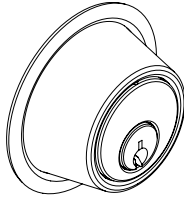


DEADLATCH DESIGN

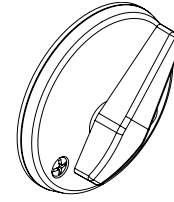
Outside cylinder trim



Inside cylinder trim



Rose & Turn



FINISH AVAILABILITY

	Bright Brass (605)	Satin Brass (606)	Oil Rubbed Bronze (613)	Satin Nickel (619)	Matte Black (622)	Bright Chrome (625)	Satin Chrome (626)	Bright Stainless Steel (629)	Satin Stainless Steel (630)	Aged Bronze (643E)
--	--------------------	-------------------	-------------------------	--------------------	-------------------	---------------------	--------------------	------------------------------	-----------------------------	--------------------

DEADBOLT

D100 Series deadbolt	605	606	613	-	-	625	626	-	-	-
----------------------	-----	-----	-----	---	---	-----	-----	---	---	---

CYLINDER FINISHES

COMPLETE LOCK FINISH	605	606	613	619	622¹	625	626	629	630	643E
-----------------------------	------------	------------	------------	------------	------------------------	------------	------------	------------	------------	-------------

Coordinating conventional cylinder

Plug component	606	606	606	626	622	626	626	626	626	522
Housing faceplate component	605	606	522	619	622	625	626	629	630	316

Coordinating FSIC/SFIC cylinder

Plug (lower) component	605	606	522	626	622	625	626	-	-	522
Core face (upper) component	605	606	522	626	622	625	626	-	-	522
Housing faceplate component	605	606	321	619	622	625	626	-	-	316

1. Available in Falcon G keyway only.
2. 522 is a simulated 613 finish.

You can **configure and price a full range of products** using the tables and rules shown in this section.

The pricing of locks in this section includes the P cylinder in an open keyway (where applicable), default deadbolt, strike, and a 1-3/4" thick door. Additional modifications are available using the rules and price adjustments on the subsequent pages.

How to order:

- All applicable product attributes must be provided in the order shown below
- Each value must be separated by a period
- If requesting a product "Less (LLL)" any attribute, the entire detailed ACN must be provided
- Fractions will be written with the "/" symbol separating the numerator and the denominator (example 1/2)
- For dimensions that contain a whole number and a fraction, a hyphen "-" will be added after the whole number and before the fraction (example 2-1/2)
- For two dimensions represented together, such as length and width, the values would be separated by an "x" with no spaces
- Finishes should be listed using their BHMA finish as shown in this book

Required for all lock orders														
Brand	Series + Function + Optional UL listed (F)	Cylinder type (keyed functions only)	Outside finish	Inside finish	Deadbolt	Strike	Door dimensions			Options		Keying		
							Door thickness	Extended	Strike lip length	Strike reinforcer	Box for ANSI strike	Keying code	Keyway	Pack keys independently
1	2	3	4	5	6	7	8A	8B	8C	9A	9B	10A	10B	10C

If ordering a product "Less (LLL)" any attribute, values for each attribute must be provided.

Only required if different than outside finish

Only required when deviating from the product's default. Specify only the deviated attribute(s).

Only required when deviating from the product's default. Specify only the deviated attribute(s).

EXAMPLE:

D121 . P . 626 . 10-092
 | | | |
 2 3 4 7

Selected strike is different than the default strike

COMPLETE LOCKS			FINISHES	
Split finishes and designs will be priced at the highest list price of the design and/or finish. Keyed function pricing based on P cylinder with open Falcon G keyway. See next page for additional cylinder and keyway options.			626	605 606 613 625
SERIES + FUNCTION	CYL	DESCRIPTION		
KEYLESS				
D151		Turn x turn	\$148.00	\$154.00
D151F		UL Listed turn x turn	\$148.00	\$154.00
KEYED, SINGLE CYLINDER				
D111	P	Classroom function	\$203.00	\$209.00
D111F	P	UL Listed classroom function	\$203.00	\$209.00
D121	P	Single cylinder x rose	\$179.00	\$185.00
D121F	P	UL Listed single cylinder x rose	\$179.00	\$185.00
D141	P	Single cylinder x thumbturn	\$179.00	\$185.00
D141F	P	UL Listed single cylinder x thumbturn	\$179.00	\$185.00
KEYED, DOUBLE CYLINDER				
D131	P	Double cylinder	\$232.00	\$238.00

COMPLETE LOCKS CYLINDER ADJUSTMENTS

Keyed locks on the previous page are priced including the P cylinder with open Falcon G keyway. Provided below are pricing adjustments based on other available cylinder types.

For complete details on cylinders, tailpieces, keying and keys, including cylinders sold separate, see the [Cylinders](#) and [Keys](#) sections.

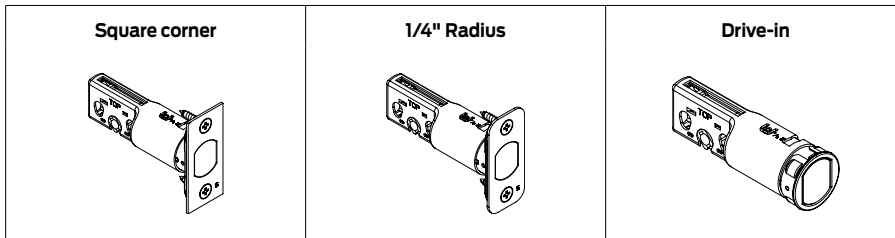
CYLINDER ADJUSTMENTS					
Description	Specify	Single cylinder function Price adjustment		Double cylinder function Price adjustment	
		Open	Restricted	Open	Restricted
Conventional 6-pin cylinder, keyed 5	P	\$0.00	\$16.00	\$0.00	\$32.00
Conventional 6-pin cylinder	P6	\$0.00	\$16.00	\$0.00	\$32.00
Conventional 7-pin cylinder	P7	\$16.80	\$32.80	\$33.60	\$65.60
Less conventional 6-pin cylinder	L6	-\$34.30		-\$68.60	
Less conventional 7-pin cylinder	L7	-\$34.30		-\$68.60	
SFIC 6-pin BEST® capping	BB6	\$62.00	\$78.00	\$124.00	\$156.00
SFIC 7-pin BEST® capping	BB7	\$62.00	\$78.00	\$124.00	\$156.00
SFIC 6-pin Falcon® slide capping	G6	\$62.00	\$78.00	\$124.00	\$156.00
SFIC 7-pin Falcon® slide capping	G7	\$62.00	\$78.00	\$124.00	\$156.00
Refundable Construction SFIC 6-pin	H	\$62.00	N/A	\$124.00	N/A
Disposable Construction SFIC	BDC	\$0.00	N/A	\$0.00	N/A
Less SFIC	B	\$0.00		\$0.00	

MA SERIES
T SERIES
B SERIES
W SERIES
D100 SERIES
D200 SERIES
H2 SERIES
CYLINDERS/KEYS
PORTABLE
INDEX

COMPLETE LOCKS

DEADBOLTS

Specify on order only if requesting an option other than the default.

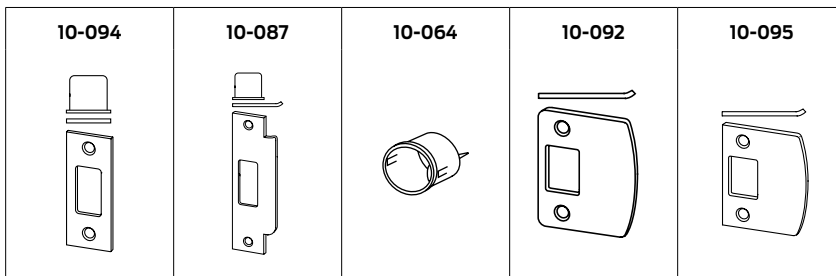


DEADBOLTS				
NON FIRE-RATED LOCKS				
Default	Faceplate description	Backset	Specify	Price adjustment
▪	Square corner, 1-1/8" x 2-1/4", standard, 1" housing diameter	Adjustable 2-3/8" or 2-3/4"	30-256	\$0.00
	Square corner, 1" x 2-1/4", 1" housing diameter	Adjustable 2-3/8" or 2-3/4"	30-176	\$0.00
	1/4" Radius round corner, 1" x 2-1/4", 1" housing diameter	Adjustable 2-3/8" or 2-3/4"	30-178	\$0.00
	Circular, Drive-In bolt, 626 only, 1" housing diameter	Adjustable 2-3/8" or 2-3/4"	30-257	\$0.00
FIRE-RATED (UL LISTED) LOCKS				
Default	Faceplate description	Backset	Specify	Price adjustment
▪	Square corner, 1-1/8" x 2-1/4", standard, 1" housing diameter	Adjustable 2-3/8" or 2-3/4" UL	30-174	\$0.00
	Square corner, 1" x 2-1/4", 1" housing diameter	Adjustable 2-3/8" or 2-3/4" UL	30-172	\$0.00
	Circular, Drive-In bolt, 626 only, 1" housing diameter	Adjustable 2-3/8" or 2-3/4" UL	30-259	\$0.00

COMPLETE LOCKS

STRIKES

Specify on order only if requesting an option other than the default.



STRIKES				
Default	Description	Lip length	Specify	Price adjustment
▪	Square corner with metal dust box, 1-1/8" x 2-3/4", standard	-	10-094	\$0.00
	ANSI, 1-1/4" x 4-7/8", with box	1-1/8"	10-087	\$9.00
	Drive-in thimble strike, 1-3/16" diameter	1"	10-064	\$0.00
	Full lip, 1/4" radius corner, 1-5/8" x 2-1/4", no box	1-5/16"	10-092	\$0.00
	Full lip, square corner, 1-5/8" x 2-1/4", no box	-	10-095	\$0.00
	1-1/8" Square corner and strike	-	5075	\$0.00

COMPLETE LOCKS OPTIONS

STRIKE REINFORCER		
Description	Specify	Price adjustment
Strike reinforcer used with 10-094	37-016	\$0.00

BOX FOR ANSI STRIKE		
Description	Specify	Price adjustment
ANSI Dust box 1" deep	005099-000	\$0.00



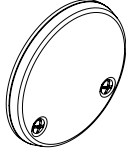
COMPLETE LOCKS LESS COMPONENTS



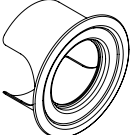
Deductions are applied to complete lock prices. When requesting a product "Less (LLL)" any attribute, the entire detailed ACN must be provided.

LOCKS LESS COMPONENTS		
Description	Specify	Price adjustment
Less deadbolt	LLL	-\$15.60
Less strike	LLL for strike	-\$4.80

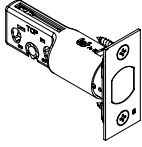
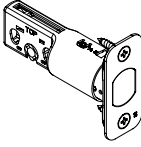
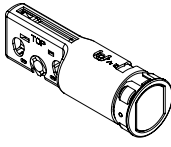
- MA SERIES
- T SERIES
- B SERIES
- W SERIES
- D100 SERIES**
- D200 SERIES
- H2 SERIES
- CYLINDERS/KEYS
- PORTABLE
- INDEX



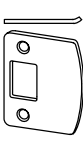
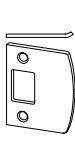

PARTS

TRIM			
Rose & Turn 	Mounting plate 	Rose 	
Available finishes			605 606 609 613 619 622 625 626 630 643E ▪ ▪ N/A ▪ N/A N/A ▪ ▪ N/A N/A
Description	Specify		Price each
	Part number	Finish	
Rose & Turn	B302-041	.[Finish]	\$66.80
Rose & Turn (D111)	B302-045	.[Finish]	\$66.80
Blank rose (D121)	12-626	.[Finish]	\$38.10
Mounting plate for rose and rose & turn	B600-018	.[Finish]	\$15.40

ADAPTERS			
38-031 	B520-649 	B520-650 	
Available finishes			605 606 609 613 619 622 625 626 630 643E ▪ ▪ N/A ▪ N/A N/A ▪ ▪ N/A N/A
Description	Specify		Price each (per finish)
	Part number	Finish	
2-1/2" diameter adapter ring for 2-1/8" door prep, for under cylinder	38-031	.[Finish]	\$29.20
Trim ring with shield for D131/D141	B520-649	.[Finish]	\$35.40
Trim ring with shield for IC functions	B520-650	.[Finish]	\$35.40
1-3/8" IC Core thin door shim kit, contains 36-066 & 36-068	36-071	.[Finish]	\$22.20

PARTS

DEADBOLTS												
Square corner	1/4" Radius	Drive-in										
												
Available finishes			605	606	609	613	619	622	625	626	630	643E
			▪	▪	N/A	▪	N/A	N/A	▪	▪	N/A	N/A
Description			Specify		Price each							
			Part number	Finish								
Square corner, 1-1/8" x 2-1/4" faceplate, 2-3/8" or 2-3/4" universal housing diameter			Q330-256	[Finish]	\$23.50							
Square corner, 1" x 2-1/4" faceplate, 2-3/8" or 2-3/4" universal housing diameter			Q330-176	[Finish]	\$23.50							
1/4" radius corner, 1" x 2-1/4" faceplate, 2-3/8" or 2-3/4" universal housing diameter			Q330-178	[Finish]	\$23.50							
1" circular drive-in, 2-3/8" or 2-3/4" universal housing diameter, 626 finish only			Q330-257	-	\$23.50							

STRIKES														
10-087	10-094	10-092	10-095	10-064										
														
Available finishes					605	606	609	613	619	622	625	626	630	643E
					▪	▪	N/A	▪	N/A	N/A	▪	▪	N/A	N/A
Description					Lip Length	Specify		Price each						
						Part number	Finish							
ANSI, 1-1/4" x 4-7/8", with box					1-1/8"	10-087	[Finish]	\$34.40						
Square corner with metal dust box, 1-1/8" x 2-3/4"					-	10-094	[Finish]	\$17.80						
Full lip, 1/4" radius corner, 1-5/8" x 2-1/4", no box					1-5/16"	10-092	[Finish]	\$11.40						
Full lip, square corner, 1-5/8" x 2-1/4", no box					1-5/16"	10-095	[Finish]	\$11.40						
Drive-in, thimble strike, 1-3/16" deep					-	10-064	[Finish]	\$25.20						
2" Strike mounting screws					-	J250-028	-	\$3.10						

MA SERIES
T SERIES
B SERIES
W SERIES
D100 SERIES
D200 SERIES
H2 SERIES
CYLINDERS/KEYS
PORTABLE
INDEX

PARTS

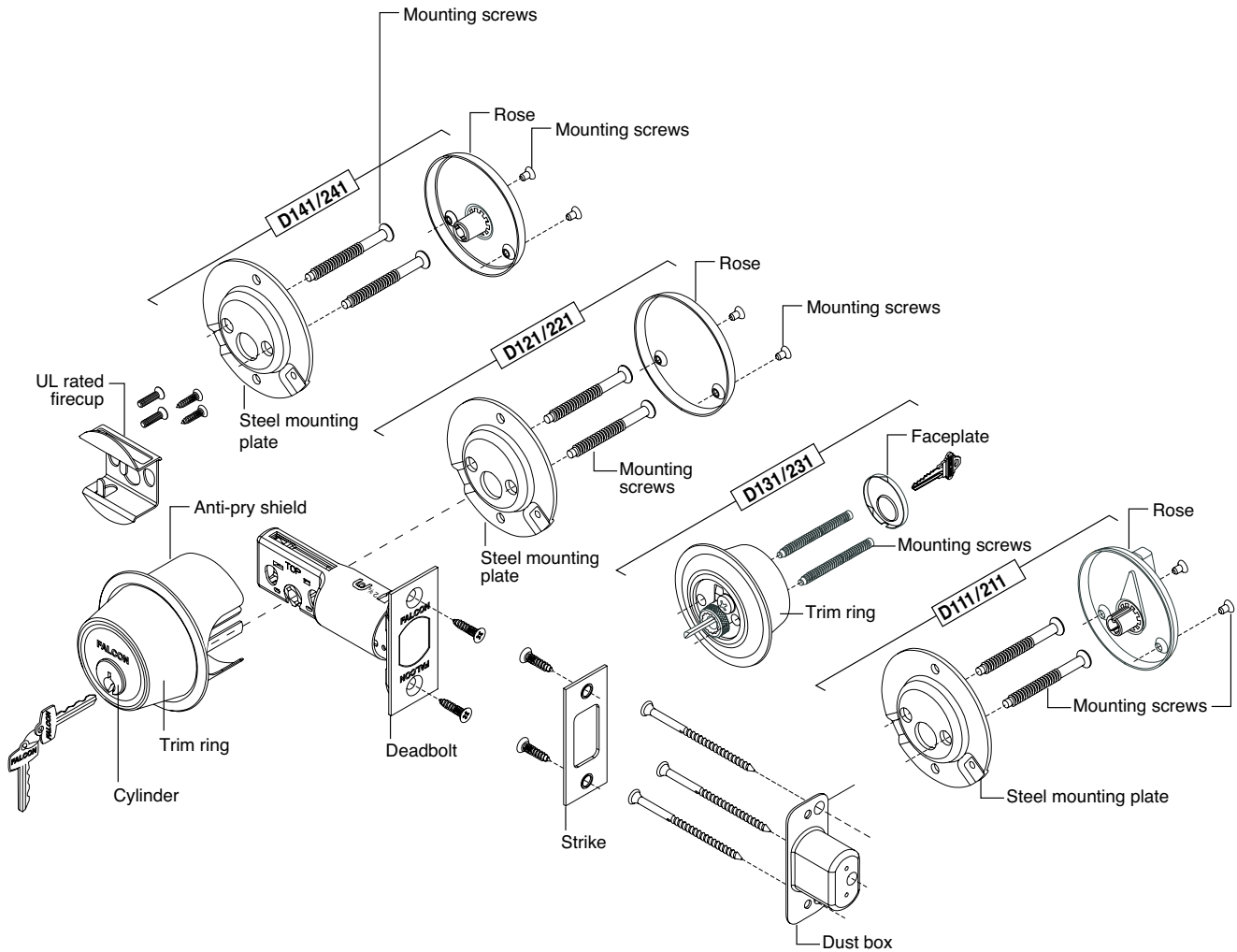
INDIVIDUAL SCREWS				Available finishes									
PH = Phillips head POH machine = Phillips oval head PFH = Phillips flat head				605	606	609	613	619	622	625	626	630	643E
				▪	▪	N/A	▪	N/A	N/A	▪	▪	N/A	N/A
KEYED, SINGLE CONVENTIONAL CYLINDER													
Description		Application		Specify		Price each							
Size	Type	Use with:	Door thickness	Part number	Finish	Order in multiples of 100							
1/4"-28 x 1-15/16"	POH machine	Mounting	1-3/8" – 1-3/4"	B600-100	-	\$3.60							
1/4"-28 x 2.425"	POH machine	Mounting	over 1-3/4"	B600-101	-	\$3.60							
6-32 x 1/4"	PH machine	Turn	-	B600-066	.[Finish]	\$3.60							
10-32 x 3/8"	PH machine	Anti-pry shield	-	B520-298	-	\$1.10							
KEYED, SINGLE SFIC CYLINDER													
Description		Application		Specify		Price each							
Size	Type	Use with:	Door thickness	Part number	Finish	Order in multiples of 100							
1/4"-28 x 1-15/16"	POH machine	Mounting	1-3/8" – 2-1/4"	B600-100	-	\$3.60							
6-32 x 1/4"	PH machine	Turn	-	B600-066	.[Finish]	\$3.60							
KEYED, DOUBLE CONVENTIONAL CYLINDER													
Description		Application		Specify		Price each							
Size	Type	Use with:	Door thickness	Part number	Finish	Order in multiples of 100							
1/4"-28 x 3-13/16"	PH machine	Mounting	1-3/8" – 1-3/4"	B600-047	-	\$3.60							
1/4"-28 x 3-29/64"	PH machine	Mounting	over 1-3/4"	B600-078	-	\$3.60							
10-32 x 3/8"	PH machine	Anti-pry shield	-	B520-298	-	\$1.10							
KEYED, DOUBLE SFIC CYLINDER													
Description		Application		Specify		Price each							
Size	Type	Use with:	Door thickness	Part number	Finish	Order in multiples of 100							
1/4"-28 x 3-61/64"	PH machine	Mounting	1-3/8" – 2-1/4"	B600-053	-	\$3.60							
10-32 x 3/8"	PH machine	Anti-pry shield	-	B520-298	-	\$1.10							
ALL FUNCTIONS													
Description		Application		Specify		Price each							
Size	Type	Use with:	Door thickness	Part number	Finish	Order in multiples of 100							
#8 x 3/4"	PFH combo	Deadbolt and strike screw	-	C603-897	.[Finish]	\$1.40							
#8 x 2"	PFH wood	2" Strike screw	-	J250-028	-	\$3.10							
#12 x 3"	PFH wood	3" Metal dust box screw	-	R525-256	-	\$3.10							

PARTS

SCREW PACKS					Available finishes									
					605	606	609	613	619	622	625	626	630	643E
					▪	▪	N/A	▪	N/A	N/A	▪	▪	N/A	N/A
KEYED, SINGLE CONVENTIONAL CYLINDER														
Door thickness	Contents	Specify		Price each										
		Part number	Finish											
1-3/8" – 1-3/4"	(1) B600-018 (2) B600-066 (2) B600-100 (4) C603-897	61-500	.[Finish]	\$21.90										
Over 1-3/4" – 2-1/4"	(1) B600-018 (2) B600-066 (2) B600-101 (4) C603-897	61-501	.[Finish]	\$21.90										
KEYED, SINGLE SFIC CYLINDER														
Door thickness	Contents	Specify		Price each										
		Part number	Finish											
1-3/8" – 2"	(1) B600-018 (2) B600-066 (2) B600-100 (4) C603-897	61-500	.[Finish]	\$21.90										
KEYED, DOUBLE CONVENTIONAL CYLINDER														
Door thickness	Contents	Specify		Price each										
		Part number	Finish											
1-3/8" – 1-3/4"	(2) B600-047 (4) C603-897	61-502	.[Finish]	\$16.80										
Over 1-3/4" – 2-1/4"	(2) B600-078 (4) C603-897	61-503	.[Finish]	\$16.80										
KEYED, DOUBLE SFIC CYLINDER														
Door thickness	Contents	Specify		Price each										
		Part number	Finish											
1-3/8" – 2"	(2) B600-053 (4) C603-897	61-507	.[Finish]	\$16.80										

- MA SERIES
- T SERIES
- B SERIES
- W SERIES
- D100 SERIES**
- D200 SERIES
- H2 SERIES
- CYLINDERS/KEYS
- PORTABLE
- INDEX

D200 SERIES
Grade 2 deadbolt



How to order

To order products, attribute values should be provided in the sequence shown below. Each value should be separated by a period.

Line item	Quantity	1	2	3	4	5	6	7	Door dimensions			Options			Keying		
									8A	8B	8C	9A	9B	9C	10A	10B	10C
		Brand	Series + Function + Optional UL listed (F)	Cylinder type (keyed functions only)	Outside finish	Inside finish	Deadbolt	Strike	Door thickness	Extended	Strike lip length	Strike reinforcer	Box for ANSI strike	Emergency release key	Keying code	Keyway	Pack keys independently

Specifying dimensions:

Dimensions should be provided with the whole number followed by a dash and then the fraction of an inch. Example: 1-3/4.

Line Item

Quantity

- 1 Brand:** Required only when specifying a product Less (LLL) any attribute.
- 2 Series + Function + Optional UL listed (F):** Series combined with function. Choose from functions list (page 94).
- 3 Cylinder type:** Specify cylinder code for keyed functions.
- 4 Outside finish:** Required for all orders.
- 5 Inside finish:** Specify only if different from the outside finish, or if specifying a product Less (LLL) any attribute.
- 6 Deadbolt:** Leave blank to receive the default deadbolt. Specify part number if non-default deadbolt is required, or if specifying a product Less (LLL) any attribute. See page 99 for options.
- 7 Strike:** Leave blank for default strike. Specify part number if non-default strike is required, or if specifying a product Less (LLL) any attribute. See page 99 for options.
- 8A Door thickness:** 1-7/8" standard for conventional cylinder and thumbturn. 1-5/8" to 2-1/4" standard for SFIC cylinder. Specify only if non-standard door thickness is required. Specify with a DT prefix followed by the door thickness dimension. Example: DT1-3/4.
- 8B Extended:** Specify for doors greater than 2". EE = Extended equally, EI = Extended inside, EO = Extended outside, ED = Extended differently (Extended different (ED)).
- 8C Strike lip length:** Leave blank for default strike lip length. Specify for non-default strike lip length or if specifying a product Less (LLL) any attribute. Specify with a LIP prefix followed by the lip length dimension. Example: LIP1-3/8.
- 9A–9C Options:** Specify any desired options.
- 10A Keying code:** Default keying code is dictated by the selected cylinder type. Leave blank to receive the default keying code, or specify for any other keying code. If ordering a product Less (LLL) any lock attribute, keying code must be specified.
- 10B Keyway:** Default way is dictated by the selected cylinder type. Leave blank to receive the default keyway, or specify to order any other keyway. If ordering a product Less (LLL) any lock attribute, keying code must be specified.
- 10C Pack keys independently:** Specify only when requesting that keys be packed independently.

Contents

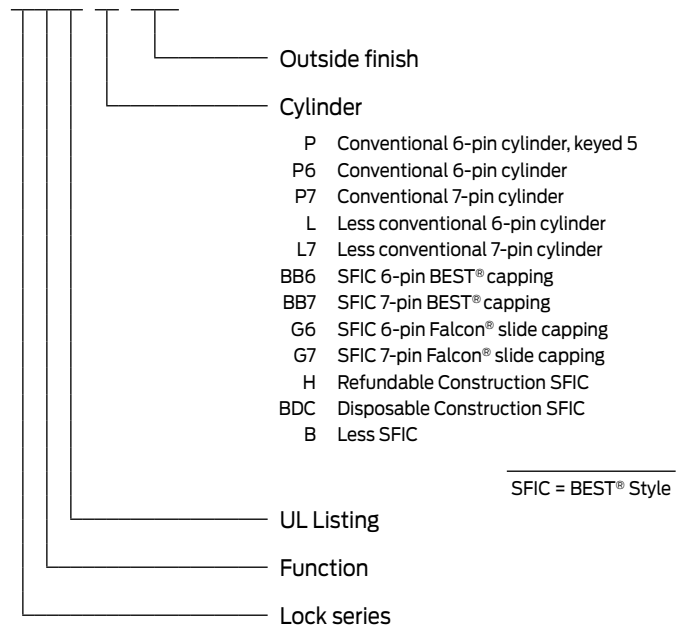
D200 Series | Overview 91
D200 Series | Functions 94
D200 Series | Styles 95
D200 Series | Configure a product 96
 Cylinder adjustments98
 Deadbolts99
 Strikes99
 Options100
 Less components100
D200 Series | Parts 101
 Trim101
 Adapters101
 Keys - emergency for occupancy indicator101
 Deadbolts102
 Strikes102
 Individual screws103
 Screw packs104

BAA/ARRA

Contact your local RSO or
 Sales Rep. for ordering details

Product identification

D211F . P . 626



Finish codes and descriptions

BHMA code		Description
605	(US 3)	Bright Brass
606	(US 4)	Satin Brass
613	(US 10B)	Oil Rubbed Bronze
619	(US 15)	Satin Nickel
622	(US 19)	Matte Black
625	(US 26)	Bright Chrome
626	(US 26D)	Satin Chrome
643E	(US 11)	Aged Bronze

Standard features

Certification	BHMA - ANSI A156.5, 2001, Grade 2 (except D261M) auxiliary lock, Available UL Listed for 3-Hour fire door
Deadbolt	1-1/8" x 2-1/4", square corner faceplate, 1" housing diameter, 1" throw
Strike	1-1/8" x 2-3/4", lipless, with box
Backset	2-3/8" and 2-3/4" adjustable
Cylinder	6-pin, solid brass, keyed 5-pin, Falcon G keyway, keyed different (KD)
Door range	1-3/8" to 1-3/4" standard cylinder or thumbturn only; 1-5/8" to 2" interchangeable core cylinder
Keys	Two, nickel silver cut keys per lock, Falcon G keyway
Reinforcement	Metal dust box reinforcer with three 3" screws
Trim ring	1" Wrought brass or bronze, reinforced with security insert



BHMA / ANSI A156.5, 2001, Grade 2 bored deadbolt locks

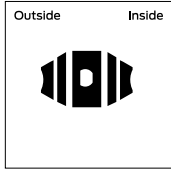
KEYLESS

FALCON ANSI

D251

Thumbturn x thumbturn

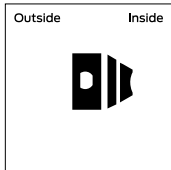
Deadbolt thrown or retracted by turn unit from either side. Application for storm shelters. Bolt automatically deadlocks when fully thrown.



D261 E0192

Thumbturn, inside only

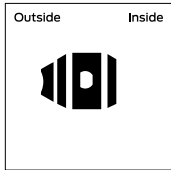
Deadbolt thrown or retracted by turn unit only. No outside trim. Bolt automatically deadlocks when fully thrown.



D261M E0112

Thumbturn, inside x rose

Deadbolt thrown or retracted by turn unit only. Outside blank rose. Bolt automatically deadlocks when fully thrown.

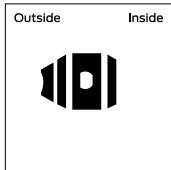


D271

Thumbturn x occupancy indicator

Deadbolt thrown or retracted by turn unit only. Occupancy indicator on outside (reads either in use or vacant with color coding). Bolt automatically deadlocks when fully thrown.

Note: This function is not UL listed.



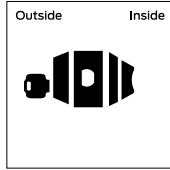
KEYED, SINGLE CYLINDER

FALCON ANSI

D211P E0172

Classroom function

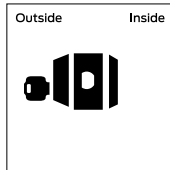
Deadbolt thrown or retracted by key from outside. Inside turn will only retract bolt. Bolt automatically deadlocks when fully thrown.



D221P E0162

Single cylinder x rose

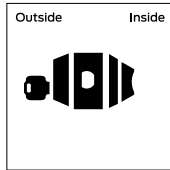
Deadbolt thrown or retracted by key only. Blank plate inside. Bolt automatically deadlocks when fully thrown.



D241P E0152

Single cylinder x turn

Deadbolt thrown or retracted by key or by turn. Bolt automatically deadlocks when fully thrown.



KEYED, DOUBLE CYLINDER

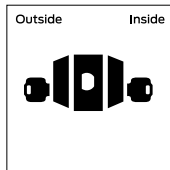
FALCON ANSI

D231P E0142

Double cylinder

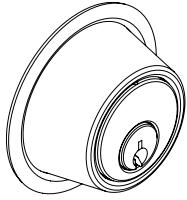
Deadbolt thrown or retracted by key from either side. Bolt automatically deadlocks when fully thrown.

Caution: Double cylinder locks on residences and any door in any structure which is used for egress are a life safety hazard in times of emergency and their use is not recommended. Installation should be in accordance with existing codes only.

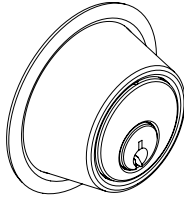


DEADLATCH DESIGN

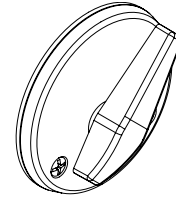
Outside cylinder trim



Inside cylinder trim



Rose & Turn 



FINISH AVAILABILITY

	Bright Brass (605)	Satin Brass (606)	Oil Rubbed Bronze (613)	Satin Nickel (619)	Matte Black (622)	Bright Chrome (625)	Satin Chrome (626)	Bright Stainless Steel (629)	Satin Stainless Steel (630)	Aged Bronze (643E)
--	--------------------	-------------------	-------------------------	--------------------	-------------------	---------------------	--------------------	------------------------------	-----------------------------	--------------------

DEADBOLT

D200 Series deadbolt	605	606	613	619	622	625	626	-	-	643E
----------------------	-----	-----	-----	-----	-----	-----	-----	---	---	------

CYLINDER FINISHES

COMPLETE LOCK FINISH	605	606	613	619	622¹	625	626	629	630	643E
-----------------------------	------------	------------	------------	------------	------------------------	------------	------------	------------	------------	-------------

Coordinating conventional cylinder

Plug component	606	606	606	626	622	626	626	626	626	522
Housing faceplate component	605	606	522	619	622	625	626	629	630	316

Coordinating FSIC/SFIC cylinder

Plug (lower) component	605	606	522	626	622	625	626	-	-	522
Core face (upper) component	605	606	522	626	622	625	626	-	-	522
Housing faceplate component	605	606	321	619	622	625	626	-	-	316

1. Available in Falcon G keyway only.
2. 522 is a simulated 613 finish.

MA SERIES
T SERIES
B SERIES
W SERIES
D100 SERIES
D200 SERIES
H2 SERIES
CYLINDERS/KEYS
PORTABLE
INDEX

You can **configure and price a full range of products** using the tables and rules shown in this section.

The pricing of locks in this section includes the P cylinder in an open keyway (where applicable), default deadbolt, strike, and a 1-3/4" thick door. Additional modifications are available using the rules and price adjustments on the subsequent pages.

How to order:

- All applicable product attributes must be provided in the order shown below
- Each value must be separated by a period
- If requesting a product "Less (LLL)" any attribute, the entire detailed ACN must be provided
- Fractions will be written with the "/" symbol separating the numerator and the denominator (example 1/2)
- For dimensions that contain a whole number and a fraction, a hyphen "-" will be added after the whole number and before the fraction (example 2-1/2)
- For two dimensions represented together, such as length and width, the values would be separated by an "x" with no spaces
- Finishes should be listed using their BHMA finish as shown in this book

Required for all lock orders															
Brand	Series + Function + Optional UL listed (F)	Cylinder type (keyed functions only)	Outside finish	Inside finish	Deadbolt	Strike	Door dimensions			Options			Keying		
							Door thickness	Extended	Strike lip length	Strike reinforcer	Box for ANSI strike	Emergency release key	Keying code	Keyway	Pack keys independently
1	2	3	4	5	6	7	8A	8B	8C	9A	9B	9C	10A	10B	10C

◀ If ordering a product "Less (LLL)" any attribute, values for each attribute must be provided.

Only required if different than outside finish

Only required when deviating from the product's default. Specify only the deviated attribute(s).

Only required when deviating from the product's default. Specify only the deviated attribute(s).

EXAMPLE:

D221 . P . 626 . 10-092
 | | | |
 2 3 4 7

Selected strike is different than the default strike

COMPLETE LOCKS			FINISHES	
F suffix listed with the Series and Function indicates that the lock is UL listed. Split finishes and designs will be priced at the highest list price of the design and/or finish. Keyed function pricing based on cylinder with open Falcon G keyway. See next page for additional cylinder and keyway options.			626 643E	605 606 613 619 622 625
SERIES + FUNCTION	CYL	DESCRIPTION		
KEYLESS				
D251		Thumbturn x thumbturn	\$80.00	\$86.00
D251F		UL Listed thumbturn x thumbturn	\$80.00	\$86.00
D261		Thumbturn, inside only	\$80.00	\$86.00
D261F		UL Listed thumbturn, inside only	\$80.00	\$86.00
D261M		Thumbturn, inside x rose	\$80.00	\$86.00
D261MF		UL Listed thumbturn, inside x rose	\$80.00	\$86.00
D271 ¹		Thumbturn x occupancy indicator	\$81.00	\$87.00
KEYED, SINGLE CYLINDER				
D211	P	Classroom function	\$108.00	\$114.00
D211F	P	UL Listed classroom function	\$108.00	\$114.00
D221	P	Single cylinder x rose	\$104.00	\$110.00
D221F	P	UL Listed single cylinder x rose	\$104.00	\$110.00
D241	P	Single cylinder x turn	\$104.00	\$110.00
D241F	P	UL Listed single cylinder x turn	\$104.00	\$110.00
KEYED, DOUBLE CYLINDER ²				
D231	P	Double cylinder	\$136.00	\$142.00

1. D271 Occupancy Indicator deadbolt is shipped with emergency key (61-509) and instructions.
2. Caution: Double cylinder locks on residences and any door in any structure which is used for egress are a life safety hazard in times of emergency and their use is not recommended. Installation should be in accordance with existing codes only.

COMPLETE LOCKS CYLINDER ADJUSTMENTS

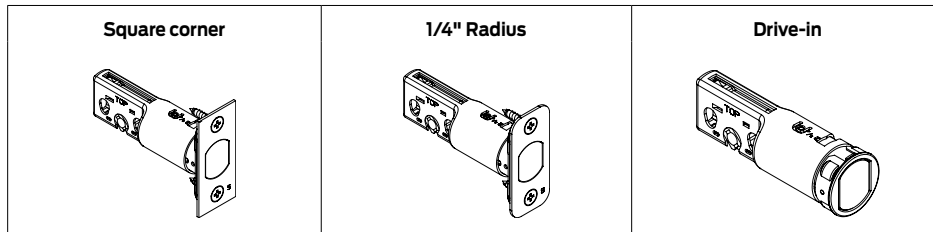
Keyed locks on the previous page are priced including the P cylinder with open Falcon G keyway. Provided below are pricing adjustments based on other available cylinder types.

For complete details on cylinders, tailpieces, keying and keys, including cylinders sold separate, see the [Cylinders](#) and [Keys](#) sections.

CYLINDER ADJUSTMENTS					
Description	Specify	Single cylinder function Price adjustment		Double cylinder function Price adjustment	
		Open	Restricted	Open	Restricted
Conventional 6-pin cylinder, keyed 5	P	\$0.00	\$16.00	\$0.00	\$32.00
Conventional 6-pin cylinder	P6	\$0.00	\$16.00	\$0.00	\$32.00
Conventional 7-pin cylinder	P7	\$16.80	\$32.80	\$33.60	\$65.60
Less conventional 6-pin cylinder	L	-\$32.90		-\$65.80	
Less conventional 7-pin cylinder	L7	-\$32.90		-\$65.80	
Conventional 6-pin competitor keyway cylinder	P6	\$8.50		\$17.00	
SFIC 6-pin BEST® capping	BB6	\$62.00	\$78.00	\$124.00	\$156.00
SFIC 7-pin BEST® capping	BB7	\$62.00	\$78.00	\$124.00	\$156.00
SFIC 6-pin Falcon® slide capping	G6	\$62.00	\$78.00	\$124.00	\$156.00
SFIC 7-pin Falcon® slide capping	G7	\$62.00	\$78.00	\$124.00	\$156.00
Refundable Construction SFIC	H	\$62.00	N/A	\$124.00	N/A
Disposable Construction SFIC	BDC	\$0.00	N/A	\$0.00	N/A
Less SFIC	B	\$0.00		\$0.00	

COMPLETE LOCKS DEADBOLTS

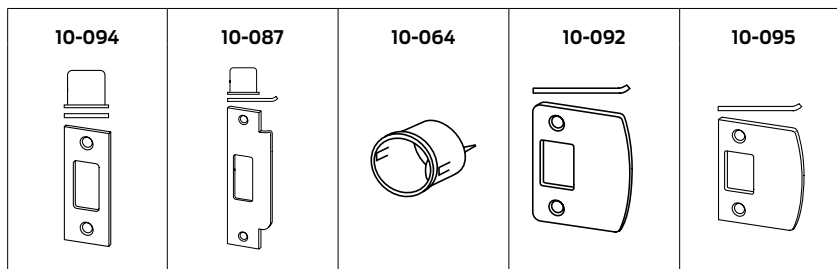
Specify on order only if requesting an option other than the default.



DEADBOLTS				
NON FIRE-RATED LOCKS				
Default	Faceplate description	Backset	Specify	Price adjustment
▪	Square corner, 1-1/8" x 2-1/4", standard, 1" housing diameter	Adjustable 2-3/8" or 2-3/4"	30-253	\$0.00
	Square corner, 1" x 2-1/4", 1" housing diameter	Adjustable 2-3/8" or 2-3/4"	30-175	\$0.00
	1/4" Radius round corner, 1" x 2-1/4", 1" housing diameter	Adjustable 2-3/8" or 2-3/4"	30-177	\$0.00
	Circular, Drive-In bolt, 626 only, 1" housing diameter	Adjustable 2-3/8" or 2-3/4"	30-254	\$0.00
FIRE-RATED (UL LISTED) LOCKS				
Default	Faceplate description	Backset	Specify	Price adjustment
▪	Square corner, 1-1/8" x 2-1/4", standard, 1" housing diameter	Adjustable 2-3/8" or 2-3/4" UL	30-173	\$0.00
	Square corner, 1" x 2-1/4", 1" housing diameter	Adjustable 2-3/8" or 2-3/4" UL	30-171	\$0.00
	Circular, Drive-In bolt, 626 only, 1" housing diameter	Adjustable 2-3/8" or 2-3/4" UL	30-258	\$0.00

COMPLETE LOCKS STRIKES

Specify on order only if requesting an option other than the default.



STRIKES				
Default	Description	Lip length	Specify	Price adjustment
▪	Square corner with metal dust box, 1-1/8" x 2-3/4", standard	-	10-094	\$0.00
	ANSI, 1-1/4" x 4-7/8", with box	1-1/8"	10-087	\$9.00
	Drive-in thimble strike, 1-3/16" diameter	1"	10-064	\$0.00
	Full lip, 1/4" radius corner, 1-5/8" x 2-1/4", no box	1-5/16"	10-092	\$0.00
	Full lip, square corner, 1-5/8" x 2-1/4", no box	-	10-095	\$0.00

- MA SERIES
- T SERIES
- B SERIES
- W SERIES
- D100 SERIES
- D200 SERIES**
- H2 SERIES
- CYLINDERS/KEYS
- PORTABLE
- INDEX

COMPLETE LOCKS OPTIONS

STRIKE REINFORCER		
Description	Specify	Price adjustment
Strike reinforcer used with 10-094	37-016	\$0.00

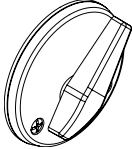

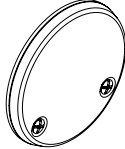
BOX FOR ANSI STRIKE		
Description	Specify	Price adjustment
ANSI dust box 1" deep, steel	005099-000-30	\$0.00




COMPLETE LOCKS LESS COMPONENTS

Deductions are applied to complete lock prices. When requesting a product "Less (LLL)" any attribute, the entire detailed ACN must be provided.

LOCKS LESS COMPONENTS		
Description	Specify	Price adjustment
Less deadbolt	LLL	-\$13.80
Less strike	LLL for strike	-\$4.50

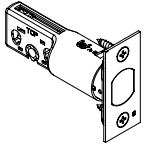
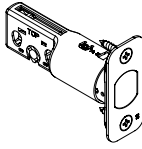
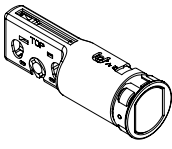
PARTS



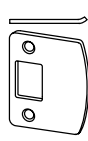
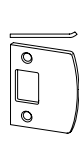

TRIM			
Rose & Turn 	Mounting plate 	Rose 	
Available finishes			605 606 609 613 619 622 625 626 630 643E ▪ ▪ N/A ▪ ▪ ▪ ▪ N/A ▪
Description	Specify		Price each
	Part number	Finish	
Rose & Turn	B302-041	.[Finish]	\$66.80
Rose & Turn (D211)	B302-045	.[Finish]	\$66.80
Blank rose (D221)	12-626	.[Finish]	\$38.10
Mounting plate for rose and rose & turn	B600-018	.[Finish]	\$15.40

ADAPTERS			
38-031 	B520-649 	B520-650 	
Available finishes			605 606 609 613 619 622 625 626 630 643E ▪ ▪ N/A ▪ N/A N/A ▪ ▪ N/A N/A
Description	Specify		Price each (per finish)
	Part number	Finish	
2-1/2" diameter adapter ring for 2-1/8" door prep, for under cylinder	38-031	.[Finish]	\$29.20
Trim ring with shield for D231/D241	B520-649	.[Finish]	\$35.40
Trim ring with shield for IC functions	B520-650	.[Finish]	\$35.40
1-3/8" IC Core thin door shim kit, contains 36-066 & 36-068	36-071	.[Finish]	\$22.20

KEYS - EMERGENCY FOR OCCUPANCY INDICATOR		
Description	Specify part number	Price each
Emergency release key - standard size for occupancy indicator	61-509	\$16.40
Emergency release key - large size for occupancy indicator	61-510	\$31.20

PARTS

DEADBOLTS				
Square corner	1/4" Radius	Drive-in		
				
Available finishes			605	606 609 612 613 619 622 625 626 630 643E
			▪	▪ N/A ▪ ▪ N/A N/A N/A ▪ N/A N/A
Description	Specify		Price each	
	Part number	Finish		
Square corner, 1-1/8" x 2-1/4" faceplate, 2-3/8" or 2-3/4" universal housing diameter	Q330-253	.[Finish]	\$23.90	
Square corner, 1" x 2-1/4" faceplate, 2-3/8" or 2-3/4" universal housing diameter	Q330-175	.[Finish]	\$23.50	
1/4" radius corner, 1" x 2-1/4" faceplate, 2-3/8" or 2-3/4" universal housing diameter	Q330-177	.[Finish]	\$23.50	
1" circular drive-in, 2-3/8" or 2-3/4" universal housing diameter, 626 finish only	Q330-254	-	\$23.90	

STRIKES					
10-087	10-094	10-092	10-095	10-064	
					
Available finishes					605 606 609 612 613 619 622 625 626 630 643E
					▪ ▪ ▪ ▪ ▪ ▪ N/A ▪ ▪ N/A ▪
Description	Lip Length	Specify		Price each	
		Part number	Finish		
ANSI, 1-1/4" x 4-7/8", with box	1-1/8"	10-087	.[Finish]	\$34.40	
Square corner with metal dust box, 1-1/8" x 2-3/4"	-	10-094	.[Finish]	\$17.80	
Full lip, 1/4" radius corner, 1-5/8" x 2-1/4", no box	1-5/16"	10-092	.[Finish]	\$11.40	
Full lip, square corner, 1-5/8" x 2-1/4", no box	1-5/16"	10-095	.[Finish]	\$11.40	
Drive-in, thimble strike, 1-3/16" deep	-	10-064	.[Finish]	\$25.20	
2" Strike mounting screws	-	J250-028	-	\$3.10	

MA SERIES
T SERIES
B SERIES
W SERIES
D100 SERIES
D200 SERIES
H2 SERIES
CYLINDERS/KEYS
PORTABLE
INDEX

PARTS

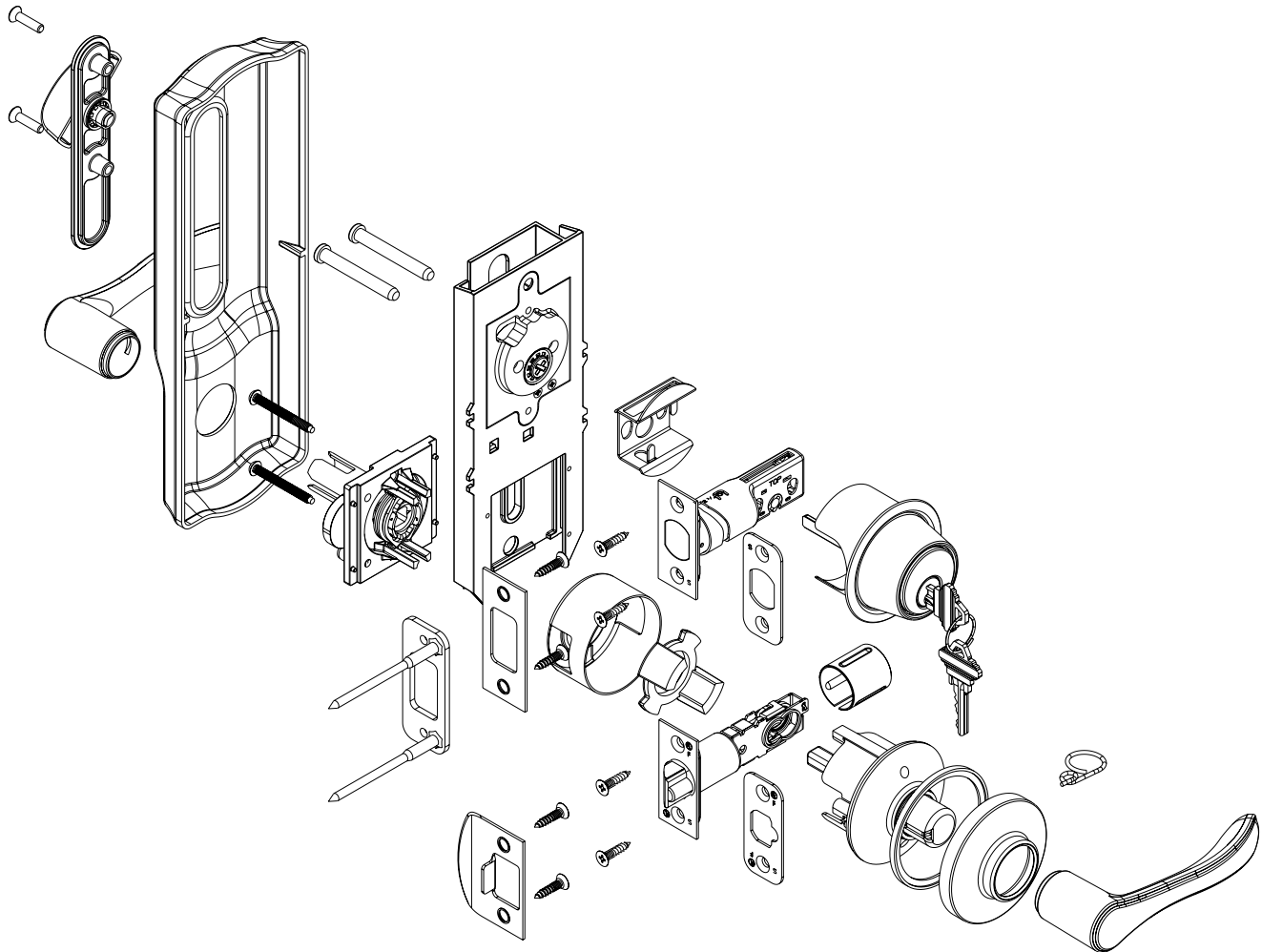
INDIVIDUAL SCREWS					Available finishes									
PH = Phillips head POH machine = Phillips oval head PFH = Phillips flat head					605	606	609	613	619	622	625	626	630	643E
					▪	▪	N/A	▪	N/A	▪	▪	▪	N/A	N/A
KEYED, SINGLE CONVENTIONAL CYLINDER														
Description		Application			Specify		Price each							
Size	Type	Use with:	Door thickness	Part number	Finish	Order in multiples of 100								
1/4"-28 x 1-15/16"	POH machine	Mounting	1-3/8" – 1-3/4"	B600-100	-	\$3.60								
1/4"-28 x 2.425"	POH machine	Mounting	over 1-3/4"	B600-101	-	\$3.60								
6-32 x 1/4"	PH machine	Turn	-	B600-066	.[Finish]	\$3.60								
10-32 x 3/8"	PH machine	Anti-pry shield	-	B520-298	-	\$1.10								
KEYED, SINGLE SFIC CYLINDER														
Description		Application			Specify		Price each							
Size	Type	Use with:	Door thickness	Part number	Finish	Order in multiples of 100								
1/4"-28 x 1-15/16"	POH machine	Mounting	1-3/8" – 2-1/4"	B600-100	-	\$3.60								
6-32 x 1/4"	PH machine	Turn	-	B600-066	.[Finish]	\$3.60								
KEYED, DOUBLE CONVENTIONAL CYLINDER														
Description		Application			Specify		Price each							
Size	Type	Use with:	Door thickness	Part number	Finish	Order in multiples of 100								
1/4"-28 x 3-13/16"	PH machine	Mounting	1-3/8" – 1-3/4"	B600-047	-	\$3.60								
1/4"-28 x 3-29/64"	PH machine	Mounting	over 1-3/4"	B600-078	-	\$3.60								
10-32 x 3/8"	PH machine	Anti-pry shield	-	B520-298	-	\$1.10								
KEYED, DOUBLE SFIC CYLINDER														
Description		Application			Specify		Price each							
Size	Type	Use with:	Door thickness	Part number	Finish	Order in multiples of 100								
1/4"-28 x 3-61/64"	PH machine	Mounting	1-3/8" – 2-1/4"	B600-053	-	\$3.60								
10-32 x 3/8"	PH machine	Anti-pry shield	-	B520-298	-	\$1.10								
ALL FUNCTIONS														
Description		Application			Specify		Price each							
Size	Type	Use with:	Door thickness	Part number	Finish	Order in multiples of 100								
#8 x 3/4"	PFH combo	Deadbolt and strike screw	-	C603-897	.[Finish]	\$1.40								
#8 x 2"	PFH wood	2" Strike screw	-	J250-028	-	\$3.10								
#12 x 3"	PFH wood	3" Metal dust box screw	-	R525-256	-	\$3.10								

PARTS

SCREW PACKS						Available finishes									
						605	606	609	613	619	622	625	626	630	643E
						▪	▪	N/A	▪	N/A	N/A	▪	▪	N/A	N/A
KEYLESS, D261M, D271															
Door thickness	Contents	Specify		Price each											
		Part number	Finish												
1-3/8" – 1-3/4"	(2) B520-662 (2) B600-066 (1) B600-018 (4) C603-897	61-504	.[Finish]	\$34.80											
1-3/4" – 2-1/4"	(2) B520-663 (2) B600-066 (1) B600-018 (4) C603-897	61-505	.[Finish]	\$34.80											
KEYED, SINGLE CONVENTIONAL CYLINDER															
Door thickness	Contents	Specify		Price each											
		Part number	Finish												
1-3/8" – 2-1/4"	(2) B600-048 (2) B600-066 (1) B600-018 (4) C603-897 (2) F605-359	61-506	.[Finish]	\$26.70											
1-3/8" - 1-3/4"	(2) B600-100 (2) B600-066 (1) B600-018 (4) C603-897	61-500	.[Finish]	\$21.90											
Over 1-3/4" - 2-1/4"	(2) B600-101 (2) B600-066 (1) B600-018 (4) C603-897	61-501	.[Finish]	\$21.90											
KEYED, SINGLE SFIC CYLINDER															
Door thickness	Contents	Specify		Price each											
		Part number	Finish												
1-3/8" – 2"	(2) B600-100 (2) B600-066 (1) B600-018 (4) C603-897	61-500	.[Finish]	\$21.90											
KEYED, DOUBLE CONVENTIONAL CYLINDER															
Door thickness	Contents	Specify		Price each											
		Part number	Finish												
1-3/8" – 1-3/4"	(2) B600-047 (4) C603-897	61-502	.[Finish]	\$16.80											
Over 1-3/4" – 2-1/4"	(2) B600-078 (4) C603-897	61-503	.[Finish]	\$16.80											
KEYED, DOUBLE SFIC CYLINDER															
Door thickness	Contents	Specify		Price each											
		Part number	Finish												
1-3/8" – 2"	(2) B600-053 (4) C603-897	61-507	.[Finish]	\$16.80											

H2 SERIES

Grade 2 interconnected lock



How to order

To order products, attribute values should be provided in the sequence shown below. Each value should be separated by a period.

Line item	Quantity	Required for all lock orders										Keying							
		Brand	Series + Function	Cylinder type (keyed functions only)	Outside style			Inside style			Handing	Latch	Strike	Strike lip length	Door thickness	Indicator	Keying code	Keyway	Pack keys independently
		1	2	3	4A	4B	4C	5A	5B	5C	6	7	8	9	10	11	12A	12B	12C

Specifying dimensions:

Dimensions should be provided with the whole number followed by a dash and then the fraction of an inch. Example: 1-3/4.

Line Item

Quantity

- 1 **Brand:** Required only when specifying a product Less (LLL) any attribute.
- 2 **Series+Function:** Series combined with function.
- 3 **Cylinder type:** Specify cylinder code for keyed functions.
- 4A **Outside lever design:** Required for all orders.
- 4B **Outside rose/escutcheon:** Required for all orders.
- 4C **Outside finish:** Required for all orders.
- 5A **Inside lever design:** Required only if different from the outside lever design, or if specifying a product Less (LLL) any attribute.
- 5B **Inside rose/escutcheon:** Required only when specifying a product Less (LLL) any attribute.
- 5C **Inside finish:** Specify only if different from the outside finish, or if specifying a product Less (LLL) any attribute.
- 6 **Handing:** Required for select lever designs. If not specified, the order will be shipped right handed (RH).
- 7 **Latch:** Leave blank to received default latch. Specify part number if non-default latch is required or if specifying a product Less (LLL) any attribute.
- 8 **Strike:** Leave blank for default strike. Specify part number if non-default strike is required, or if specifying a product Less (LLL) any attribute.
- 9 **Strike lip length:** Leave blank for default strike lip length. Specify for non-default strike lip length or if specifying a product Less (LLL) any attribute. Specify with a LIP prefix followed by the lip length dimension. Example: LIP1-3/8.
- 10 **Door thickness:** Leave blank for default 1-3/4" thick doors. Specify if other than 1-3/4", or if specifying a product Less (LLL) any attribute. Specify with a DT prefix followed by the door thickness dimension. Example: DT1-3/8, DT2-1/4.
- 11 **Options:** Specify any desired options.
- 12A **Keying code:** Default keying code is dictated by the selected cylinder type. Leave blank to receive the default keying code, or specify for any other keying code. If ordering a product Less (LLL) any lock attribute, keying code must be specified.
- 12B **Keyway:** Default way is dictated by the selected cylinder type. Leave blank to receive the default keyway, or specify to order any other keyway. If ordering a product Less (LLL) any lock attribute, keying code must be specified.
- 12C **Pack keys independently:** Specify only when requesting that keys be packed independently.

Contents

H2 Series | Overview105
H2 Series | Functions 108
H2 Series | Styles..... 109
H2 Series | Configure a product.....111
 Cylinder adjustments113
 Deadbolts/deadlatches.....113
 Strikes..... 114
 Less components..... 114
H2 Series | Parts..... **115**
 Deadbolts 115
 Deadlatches..... 115
 Deadbolt/deadlatch combinations..... 115
 Deadbolt strikes 115
 Deadbolt/deadlatch strike combinations 116

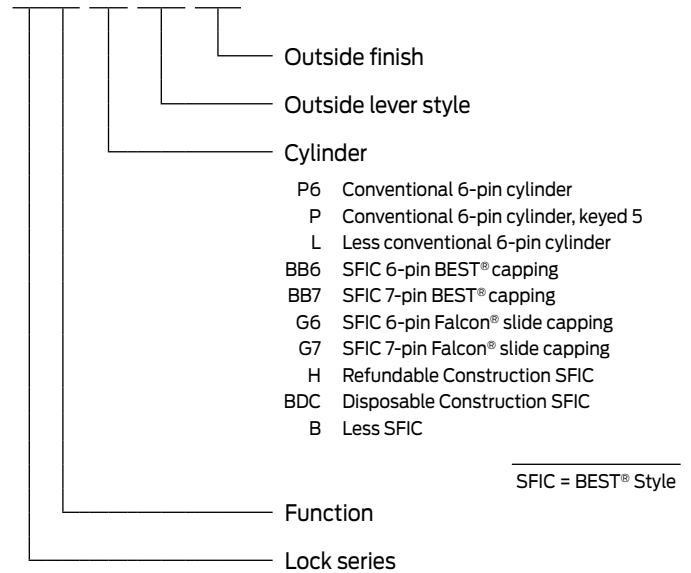
Complete cylinders
How to order

See Cylinders section
See Forms and Examples

BAA/ARRA
 Contact your local RSO or
 Sales Rep. for ordering details

Product identification

H2101 . P6 . AVA . 626



Finish codes and descriptions

BHMA code		Description
605	(US 3)	Bright Brass
619	(US 15)	Satin Nickel
622	(US 19)	Matte Black
625	(US 26)	Bright Chrome
626	(US 26D)	Satin Chrome
643E	(US 11)	Aged Bronze

Standard features



Certification	ANSI/BHMA Certified A156.12-2013, Grade 2 UL listed for 3-hour fire door with SFIC interchangeable core cylinders: Grade 3 Security
Deadbolt	1 x 2-1/4", dual option faceplate, (square corner standard, round corner included in package), 1" housing diameter, 1" throw
Latch	1" x 2-1/4" dual option faceplate (square corner standard, round corner included in package). 1" edge bore required.
Strike	1-1/8" x 2-3/4", square corner (deadbolt) and 1-5/8" x 2-1/4", square corner, T-strike, box, 1-1/8" x 2-3/4" (deadlatch)
Backset	Adjustable backset, fits 2-3/8" or 2-3/4"
Cylinder	6-pin, solid brass, keyed 6-pin, Falcon G keyway, keyed different (KD)
Door range	1-3/4" to 2" standard (1-3/8" available, must be specified)
Keys	Nickel silver cut keys 6-pin, G keyway
Center-to-center	Fits 4" or 5-1/2" (factory default) center-to-center door preps

ANSI/BHMA Certified A156.12-2013, Grade 2, UL Listed for 3-hour fire door

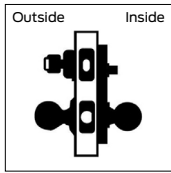
DEADBOLT SINGLE CYLINDER

FALCON ANSI

H2101 F95

Entrance lock

Deadbolt operated by key from outside or by turn unit from inside. Bolt automatically deadlocks when fully thrown. Latch retracted by lever from either side. Turning inside lever retracts deadbolt and latch simultaneously for immediate exit.



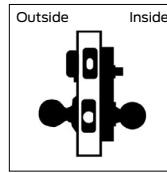
NO CYLINDER (INTERIOR LOCKING ONLY)

FALCON ANSI

H2171

Public restroom lock with occupancy indicator

Latchbolt retracted by lever from either side. Deadbolt thrown or retracted by turn inside or retracted by emergency key outside. Rotating turn from inside extends deadbolt and changes visual message on outside from vacant to occupied. Inside lever simultaneously retracts deadbolt and latch.



MA SERIES

T SERIES

B SERIES

W SERIES

D100 SERIES

D200 SERIES

H2 SERIES

CYLINDERS/KEYS

PORTABLE

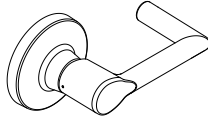
INDEX

LEVER DESIGNS

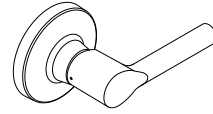
AVALON (AVA)



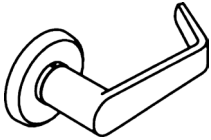
BOARDWALK (BRK)




BROADWAY (BRW)



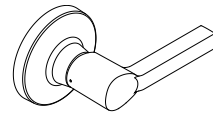
DANE (DAN)



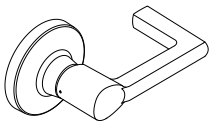
FLAIR (FLA) 
Handing required



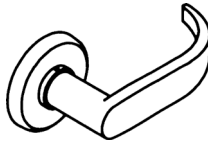
LATITUDE (LAT)



LONGITUDE (LON)

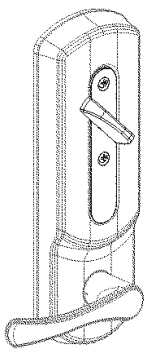


QUANTUM (QUA)



ESCUTCHEON DESIGNS

PLYMOUTH (PLY)



- MA SERIES
- T SERIES
- B SERIES
- W SERIES
- D100 SERIES
- D200 SERIES
- H2 SERIES**
- CYLINDERS/KEYS
- PORTABLE
- INDEX

FINISH AVAILABILITY	Bright Brass (605)	Satin Brass (606)	Oil Rubbed Bronze (613)	Satin Nickel (619)	Matte Black (622)	Bright Chrome (625)	Satin Chrome (626)	Bright Stainless Steel (629)	Satin Stainless Steel (630)	Aged Bronze (643E)
	INTERCONNECT LOCK									
H2 Series	605	-	-	619	622	625	626		-	643E
CYLINDER FINISHES										
COMPLETE LOCK FINISH	605	606	613	619	622¹	625	626	629	630	643E
Coordinating conventional cylinder										
Plug component	606	606	606	626	622	626	626	626	626	522
Housing faceplate component	605	606	522	619	622	625	626	629	630	316
Coordinating FSIC/SFIC cylinder										
Plug (lower) component	605	606	522	626	622	625	626	-	-	522
Core face (upper) component	605	606	522	626	622	625	626	-	-	522
Housing faceplate component	605	606	321	619	622	625	626	-	-	316

522 is a simulated 613 finish; 316 is a simulated 643E finish.

You can **configure and price a full range of products** using the tables and rules shown in this section.

The pricing of locks in this section includes the P6 cylinder in an open keyway (where applicable), default spring latch, default deadbolt, strike, and a 1-3/4" thick door. Additional modifications are available using the rules and price adjustments on the subsequent pages.

How to order:

- All applicable product attributes must be provided in the order shown below
- Each value must be separated by a period
- If requesting a product "Less (LLL)" any attribute, the entire detailed ACN must be provided
- Fractions will be written with the "/" symbol separating the numerator and the denominator (example 1/2)
- For dimensions that contain a whole number and a fraction, a hyphen "-" will be added after the whole number and before the fraction (example 2-1/2)
- For two dimensions represented together, such as length and width, the values would be separated by an "x" with no spaces
- Finishes should be listed using their BHMA finish as shown in this book

Required for all lock orders															Keying		
Brand	Series + Function	Cylinder type (keyed functions only)	Outside style			Inside style			Handling	Latch	Strike	Strike lip length	Door thickness	Indicator	Keying code	Keyway	Pack keys independently
			Outside lever design	Outside rose/escutcheon	Outside finish	Inside lever design	Inside rose/escutcheon	Inside finish							12A	12B	12C
1	2	3	4A	4B	4C	5A	5B	5C	6	7	8	9	10	11	12A	12B	12C

Specify only if different than outside style (for 5A, 5B, 5C)
 Specify only if different than outside style (for 5A, 5B, 5C)
 Only required when deviating from the product's default. Specify only the deviated attribute(s). (for 7, 8, 9, 10)
 Only required when deviating from the product's default. Specify only the deviated attribute(s). (for 12A, 12B, 12C)
 Required if selecting one of the handed lever styles (for 6)

If ordering a product "Less (LLL)" any attribute, values for each attribute must be provided.

EXAMPLE:

H2101 . P6 . FLA . PLY . 626 . RH . **10-123**
 2 3 4A 4B 4C 6 8
 Selected strike is different than the default strike

- MA SERIES
- T SERIES
- B SERIES
- W SERIES
- D100 SERIES
- D200 SERIES
- H2 SERIES**
- CYLINDERS/KEYS
- PORTABLE
- INDEX

COMPLETE LOCKS			LEVER STYLES		
<p>☞ Denotes a product that requires handing to be specified.</p> <p>Split finishes and designs will be priced at the highest list price of the design and/or finish.</p> <p>Keyed function pricing based on P6 cylinder with open Falcon G keyway. See next page for additional cylinder and keyway options.</p>			AVA	AVA	
			BRK	BRK	AVA
			BRW	BRW	BRW
			DAN	DAN	DAN
			FLA ☞	FLA ☞	FLA ☞
			LAT	LAT	LAT
			LON	LON	QUA
			QUA	QUA	
			FINISHES		
SERIES + FUNCTION CYL DESCRIPTION			626, 643E	619, 622, 625	605
DEADBOLT SINGLE CYLINDER					
H2101	P6	Entrance lock	\$415.00	\$427.00	\$427.00
NO CYLINDER (INTERIOR LOCKING ONLY)					
H2171		Public restroom with occupancy indicator	\$549.00	\$561.00	\$561.00

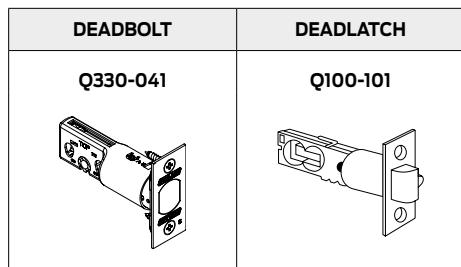
COMPLETE LOCKS CYLINDER ADJUSTMENTS

Keyed locks listed on previous page are priced including the P6 cylinder with open Falcon G keyway. Provided below are pricing adjustments based on other available cylinder types.

For complete details on cylinders, tailpieces, keying and keys, including cylinders sold separate, see the [Cylinders](#) and [Keys](#) sections.

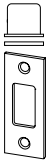
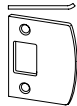
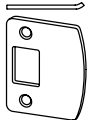
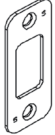
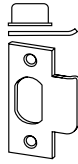
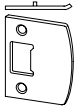
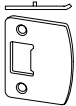
CYLINDER ADJUSTMENTS					
Description	Specify	Single cylinder function Price adjustment		Double cylinder function Price adjustment	
		Open	Restricted	Open	Restricted
Conventional 6-pin cylinder	P6	\$0.00	\$16.00	N/A	N/A
Conventional 6-pin cylinder, keyed 5	P	\$0.00	\$16.00	N/A	N/A
Conventional 7-pin cylinder	P7	N/A	N/A	N/A	N/A
Less conventional 6-pin cylinder	L	-\$32.70		N/A	
Conventional 6-pin competitor keyway cylinder	P6	\$8.50		N/A	
SFIC 6-pin BEST® capping	BB6	\$62.00	\$78.00	N/A	N/A
SFIC 7-pin BEST® capping	BB7	\$62.00	\$78.00	N/A	N/A
SFIC 6-pin Falcon® slide capping	G6	\$62.00	\$78.00	N/A	N/A
SFIC 7-pin Falcon® slide capping	G7	\$62.00	\$78.00	N/A	N/A
Refundable Construction SFIC	H6	\$62.00	N/A	N/A	N/A
Disposable Construction SFIC	BDC	\$0.00	N/A	N/A	N/A
Less SFIC	B	\$0.00		N/A	

COMPLETE LOCKS DEADBOLTS/DEADLATCHES



DEADBOLTS / DEADLATCHES					
Combo part #	Deadbolt	Deadlatch	Faceplate description	Backset	Price adj.
Q100-100	Q330-041	Q100-101	Dual Option, 1" x 2-1/4", standard, 1" housing diameter (square corner standard, round corner included in the package)	Adjustable 2-3/8" or 2-3/4"	\$0.00

COMPLETE LOCKS STRIKES

DEADBOLT STRIKES				DEADLATCH STRIKES		
10-094 	10-095 	10-092 	10-116 	10-001 	10-026 	10-027 

DEADBOLT STRIKES				
Default	Description	Default lip length	Specify	Price adj.
▪	Square corner, 1-1/8" x 2-3/4"	-	10-094	\$0.00
	1/4" Square corner, full lip, no box, 1-5/8" x 2-1/4"	1-1/8"	10-095	\$0.00
	1/4" Radius round corner, full lip, no box, 1-5/8" x 2-1/4"	1-1/8"	10-092	\$0.00
	Round corner strike, no lip, 1-1/8" x 2-3/4"	-	10-116	\$0.00

DEADLATCH STRIKES				
Default	Description	Default lip length	Specify	Price adj.
	Square corner, T-strike, box, 1-1/8" x 2-3/4"	1-1/8"	10-001	\$0.00
▪	Square corner, full lip, no box, 1-5/8" x 2-1/4"	1-1/8"	10-026	\$0.00
	1/4" Radius round corner, full lip, no box, 1-5/8" x 2-1/4"	1-1/8"	10-027	\$0.00

STRIKE COMBINATIONS				
Default	Deadbolt strike	Deadlatch strike	Specify combo part number	Price adj.
▪	10-094	10-026	10-121	\$0.00
	10-094	10-001	10-109	\$0.00
	10-116	10-027	10-122	\$0.00
	10-092	10-027	10-123	\$0.00
	10-095	10-026	10-124	\$0.00

COMPLETE LOCKS LESS COMPONENTS

Deductions are applied to complete lock prices. When requesting a product "Less (LLL)" any attribute, the entire detailed ACN must be provided.

LOCKS LESS COMPONENTS		
Description	Specify	Price adj.
Less both levers	LLL	-\$8.20 (price per each lever)
Less deadbolt strike	LLL	\$0.00
Less deadlatch strike	LLL	\$0.00

PARTS

LOCKS

EXIT DEVICES

DOOR CLOSERS

ELECTRONICS

MERCHANDISING AIDS

FORMS

DEADBOLTS				Available finishes									
				605	606	609	613	619	622	625	626	630	643E
				▪	N/A	N/A	N/A	▪	▪	N/A	▪	N/A	▪
Description	Backset	Specify		Price each									
		Part number	Finish										
1" Square corner, 1" x 2-1/4"	2-3/8" or 2-3/4"	Q330-041	.[Finish]	\$58.20									
2-1/4" Standard round corner	2-3/8" or 2-3/4"	Q330-177	.[Finish]	\$23.50									
2-1/4" Standard square corner	2-3/8" or 2-3/4"	Q330-175	.[Finish]	\$23.50									

DEADLATCHES				Available finishes									
				605	606	609	613	619	622	625	626	630	643E
				▪	N/A	N/A	N/A	▪	▪	N/A	▪	N/A	▪
Description	Backset	Specify		Price each									
		Part number	Finish										
Square corner, 1" x 2-1/4", Round corner, 1" x 2-1/4", included without screws	Adjustable 2-3/8" or 2-3/4"	Q100-101	.[Finish]	\$51.60									
2-1/4" - 1" Square corner, 1" x 2-1/4" Round corner, 1" x 2-1/4", included with screws	Adjustable 2-3/8" or 2-3/4"	Q100-102	.[Finish]	\$51.60									

DEADBOLT/DEADLATCH COMBINATIONS				Available finishes									
				605	606	609	613	619	622	625	626	630	643E
				▪	N/A	N/A	N/A	▪	▪	N/A	▪	N/A	▪
Description	Backset	Deadbolt	Deadlatch	Specify		Price each							
				Part number	Finish								
Dual option, 1" x 2-1/4" with screws	2-3/8" or 2-3/4"	Q330-041	Q100-101	Q100-100	.[Finish]	\$110.00							

DEADBOLT STRIKES				Available finishes									
				605	606	609	613	619	622	625	626	630	643E
				▪	N/A	N/A	N/A	▪	▪	N/A	▪	N/A	▪
Description	Lip length	Specify		Price each									
		Part number	Finish										
Square corner, 1-1/8" x 2-3/4"	-	10-094	.[Finish]	\$17.80									
Radius round corner, full lip, no box, 1-5/8" x 2-1/4"	1-1/8" - 1/4"	10-092	.[Finish]	\$11.40									
Square corner, full lip, no box, 1-5/8" x 2-1/4"	1-1/8"	10-095	.[Finish]	\$11.40									
Round corner strike, no lip, 1-1/8" x 2-3/4"	-	10-116	-	\$19.80									
Strike reinforce, use with 10-094 and 10-116	-	37-016	-	\$23.60									

PARTS

DEADLATCH STRIKES		Available finishes									
		605	606	609	613	619	622	625	626	630	643E
		▪	N/A	N/A	N/A	▪	▪	N/A	▪	N/A	▪
Description	Lip length	Specify		Price each							
		Part number	Finish								
Square corner, T-strike, box, 1-1/8" x 2-3/4"	-	10-001	.[Finish]	\$9.50							
Square corner, full lip, no box, 1-5/8" x 2-1/4"	1-1/8"	10-026	.[Finish]	\$11.20							
1/4" Radius round corner, full lip, no box, 1-5/8" x 2-1/4"	1-1/8"	10-027	.[Finish]	\$11.20							

DEADBOLT/DEADLATCH STRIKE COMBINATIONS		Available finishes									
		605	606	609	613	619	622	625	626	630	643E
		▪	N/A	N/A	N/A	▪	▪	N/A	▪	N/A	▪
Deadbolt strike	Deadlatch strike	Specify		Price each							
		Part number	Finish								
10-094	10-001	10-109	.[Finish]	\$27.40							
10-094	10-026	10-121	.[Finish]	\$28.30							
10-116	10-027	10-122	.[Finish]	\$30.90							
10-092	10-027	10-123	.[Finish]	\$22.40							
10-095	10-026	10-124	.[Finish]	\$22.40							

SCREWS/SCREW PACKS		Available finishes									
		605	606	609	613	619	622	625	626	630	643E
		▪	N/A	N/A	N/A	▪	▪	N/A	▪	N/A	▪
Description	Contents	Specify		Price each							
		Part number	Finish								
Latch and strike, wood screw	(4) C603-897	B202-578	.[Finish]	\$12.40							
Chassis and trim	(2) B600-100 (2) B520-621	(2) F506-278	S206-504	.[Finish]	\$9.80						
Chassis and trim, thick door	(2) B600-101 (2) B520-621	(2) F506-278	S206-505	-	\$9.80						
Indicator function	(2) B520-663 Screw, indicator mounting (2) B520-621 Screw, thumbturn mounting	(2) F506-278 Screw, mounting (1) Q001-103 Driver bar	S206-506	-	\$15.40						
Screw, reinforced strike (order in multiples of 100)	-	B502-873	-	\$0.80							

Contents

Cylinders, keys, and keying..... 117
SFIC Rim and mortise core.....118
Interchangeable core119
Mortise120
Conventional cylinders.....121
Deadbolts 123
Deadbolt/interconnect.....124
Competitor conventional cylinders128
Cabinet locks.....132
Cylinder parts.....133
 Conventional mortise cylinder cams133
 Conventional cylinder tailpieces and driver bars133
 Conventional cylinder tailpiece retainers, etc 134
 Cylinder collars 134
 Other parts.....135
 Pin kits, pins, tools and service equipment.....135
 IC Mortise cylinder cams 136
 IC Throw members (tailpieces)137
 IC Tools.....138
 IC Pin kits 138
 IC Pin, springs, etc..... 138
Keys 139
 Key blanks 139
 Cut keys.....140
 IC Core key blanks..... 141
 IC Core cut keys 141
 BEST® Style SFIC core key blanks..... 141
 BEST® Style SFIC core cut keys 141
Construction program 142
 Construction core program.....142
Cylinder and key stamping..... 143
 Key & core stamping.....143
 Special & custom die stamps.....143
 Bitting lists (keying transcripts).....143
Keying charges.....144
Overtur™ Key system management software..... 145
 Overview 145
 Initial subscriptions 146
 Renewal subscriptions..... 146

BAA/ARRA

Contact your local RSO or
 Sales Rep. for ordering details

Finish codes and descriptions

BHMA code		Description
605	(US 3)	Bright Brass
606	(US 4)	Satin Brass
613	(US 10B)	Oil Rubbed Bronze
619	(US 15)	Satin Nickel
622	(US 19)	Matte Black
626	(US 26D)	Satin Chrome
629	(US 32)	Bright Stainless Steel
630	(US 32D)	Satin Stainless Steel
643E	(US 11)	Aged Bronze

* See individual products for finish availability.

Standard features

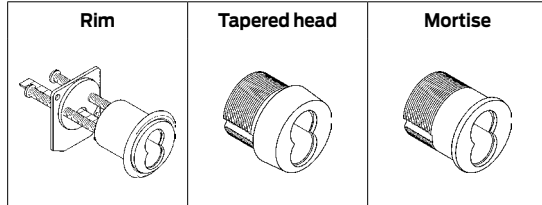


Standard cylinder	Solid brass housings and plugs. Standard keyway is Falcon G keyway. Keyed different furnished unless otherwise specified (additional charges may apply; see page 146 for keying charges) with two nickel silver keys. Mortise cylinder standard lengths are 1-1/8" for conventional cylinders and 1-3/8" for small format interchangeable core housings.
SFIC	Furnished in A keyway unless otherwise specified. Combined cores are provided with two keys.
Restricted keyways	Falcon has a varied selection of restricted keyways for conventional and SFIC cylinders based on geographic restrictions for usage. Minimum cylinder purchase required. See your Security and Safety Consultant for more information or availability.

SOLD SEPARATE

SFIC RIM AND MORTISE CORE

- All prices are less core. Not available with C997.
- To order housing with core include desired pins (ex. C987-6 for mortise cylinder with 6 pin core), Price of core will be added to prices listed below.



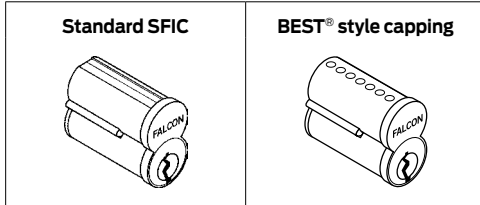
SMALL FORMAT INTERCHANGEABLE RIM & MORTISE CORE HOUSINGS ONLY						
Description	Length	Cat. number	Pins	626, 643E	605, 606, 613, 619, 622 ³	625
Mortise	1-3/8"	C987-xx	6 or 7	\$52.00	\$55.00	N/A
Mortise	1-1/2"	C988-xx	6 or 7	\$52.00	\$55.00	N/A
Mortise	1-3/4"	C990-xx	6 or 7	\$68.00	\$71.00	N/A
Mortise	1-7/8"	C991-xx	6 or 7	\$72.00	\$75.00	N/A
Mortise	2"	C992-xx	6 or 7	\$72.00	\$75.00	N/A
Mortise, tapered head ²	fits Adams Rite	C977-xx	6 or 7	\$52.00	\$55.00	N/A
Mortise, unassembled, less cam	1-3/8"	C997-xx	6 or 7	\$35.00	\$38.00	\$38.00
Mortise, hotel function RH	1-5/8"	C262-xx	6 or 7	\$94.00	\$97.00	N/A
Mortise, hotel function LH	1-5/8"	C265-xx	6 or 7	\$94.00	\$97.00	N/A
Rim	N/A	C953-xx	6 or 7	\$57.00	\$60.00	N/A

- All mortise cylinders will be furnished with cam 5622-IC, except for MA381 function which will be supplied with 5620-IC and 5621-IC. See page 133 for additional available cams.
- C977 is only furnished with 012667-001 Adams Rite Cam.
- 622 finish only available as Housing. For complete assembly, order housing and core separately.
- When ordering cylinders with construction cores, include the suffix -7 CCA or -6 CCA added to the part number. i.e. C987-6 CCA 626 for a 6-pin small format construction core included with a C987 cylinder in 626 finish.
- For mortise cylinders, A08794-XXX tapered ring is supplied by default. If different is desired, please specify.
- To order mortise cylinder with straight cam inverted for dogging, specify A12667-003-DOG.



SOLD SEPARATE INTERCHANGEABLE CORE

- Standard cores use a single spring cover to seal pin chambers.
- With BEST® style capping, each pin chamber is sealed with its own individual cap.
- Specify core number, keyway, and finish when ordering.



REGULAR CORE (SUFFIX KEYWAY TO NUMBER)																
Available finishes					605	606	609	612	613 ¹	619	622 ²	625	626	629	630	643E
					▪	▪	N/A	N/A	▪	N/A	▪	▪	▪	N/A	N/A	N/A
Description	Uncombined (keys not provided)				Combinated											
	6-pin	7-pin	Open	Restricted	6-pin	7-pin	Open	Restricted								
Standard SFIC	C646	C647	\$45.00	\$61.00	C606	C607	\$62.00	\$78.00								
BEST® style capping	CB846	CB847	\$45.00	\$61.00	CB806	CB807	\$62.00	\$78.00								
No logo	C648	C649	\$45.00	\$61.00	C608	C609	\$62.00	\$78.00								
No logo, BEST capping	CB848	CB849	\$45.00	\$61.00	CB808	CB809	\$62.00	\$78.00								

1. See page 117 for restricted keyway policies.
2. For temporary construction cores and policy, see page 117.
3. For 605, 613 and 625 add \$3.00 per core. Minimum 250 pieces.
4. Keying must be specified on combinated cores. (unspecified orders will default to uncombined). 0-Bitted keying option will no longer be available in SFIC.

Pricing	Uncombined cores have no pins, springs or keys. Combinated core prices include master keying.
Finishes	606 and 626 standard.
Special order	605, 613, and 625.
Packaging	Uncombined cores are packed 20 per box.
Keyways	The "A" keyway is standard for IC products and will be supplied unless otherwise specified. A, B, C, D, DD, E, F, G, H, J, K, L, M, N, Q, R, TB and TD are equivalent to BEST® and Arrow® IC keyways of the same letter designations. All other keyways are restricted. Add \$16.00 list for all restricted keyways. When ordering locks or cores master keyed into existing BEST, Arrow, or other IC systems, a copy of the bitting list for the existing system is required with the order. Competitors' bitting lists are safeguarded the same as Falcon bitting lists. See page 143.
Logo	Cores and keys are supplied with the Falcon logo standard.
Optional	Combinated cores supplied without logo are furnished with plain (non-embossed) keys.



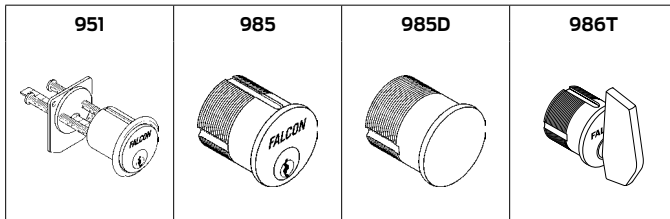
SOLD SEPARATE

MORTISE

HOW TO ORDER: Conventional Cylinders (Mortise/Rim)

Catalog # - # of Pins	Finish	Cyl. Length	Keyway	Keying
986-6	626	114	G	MK
985T	606	118		
951-6	613		G	KD

Available cylinder lengths: 1", 1-1/8", 1-1/4", 1-3/8", 1-1/2", 1-3/4", 2"



MA & M SERIES CONVENTIONAL RIM & MORTISE CYLINDERS

Description	Length	Part number	Pins ³	Open		Restricted	
				626, 643E	605, 606, 613, 619, 622, 625, 630	626, 643E	605, 606, 613, 619, 622, 625, 630
Mortise (985 is N/A in 625 finish.)	1-1/8"	985	5 or 6	\$89.00	\$95.00	\$105.00	\$111.00
	1-1/4"	986	5 or 6	\$89.00	\$95.00	\$105.00	\$111.00
Mortise (N/A in 625 finish. 992 is N/A in 619/622/625/643E finish.)	1-3/8"	987	5, 6, or 7	\$89.00	\$95.00	\$105.00	\$111.00
	1-1/2"	988	5, 6, or 7	\$122.00	\$128.00	\$138.00	\$144.00
	1-3/4"	990	5, 6, or 7	\$146.00	\$152.00	\$162.00	\$168.00
	2"	992	5, 6, or 7	\$152.00	\$158.00	\$168.00	\$174.00
Mortise, hotel function ¹ (N/A in 625 finish. 251 and 252 are N/A in 619/622/625/643E finish.)	1-1/8"	250	6	\$114.00	\$120.00	\$130.00	\$136.00
	1-1/4"	251	6	\$114.00	\$120.00	\$130.00	\$136.00
	1-3/8"	252	6	\$114.00	\$120.00	\$130.00	\$136.00
	1-3/8"	253	7	\$114.00	\$120.00	\$130.00	\$136.00
Rim cylinder (N/A in 622/625/643E finish.)	-	951	5, 6, or 7	\$89.00	\$95.00	\$105.00	\$111.00
Mortise thumbturn ² (N/A in 622/625/643E finish.)	1-1/8"	985T	-	\$136.00	\$142.00	N/A	N/A
	1-1/4"	986T	-	\$136.00	\$142.00	N/A	N/A
Mortise, classroom thumbturn (RH, CCW) (N/A in 619/622/625/643E finish.)	1-1/8"	973	-	\$136.00	\$142.00	N/A	N/A
Mortise, classroom thumbturn (LH, CW) (N/A in 619/622/625/643E finish.)	1-1/8"	974	-	\$136.00	\$142.00	N/A	N/A
Dummy (N/A in 630 finish.)	1"	984D	-	\$52.00	\$58.00	N/A	N/A
	1-1/8"	985D	-	\$52.00	\$58.00	N/A	N/A

- Hotel mortise cylinder are only offered as Master keyed or 0-bitted and must be specified.
- IMPORTANT: When using 985T or 986T Falcon mortise thumbturn cylinder, if the turn is left in the 180° position, it could interfere with cylinder retraction on the outside.
- Conventional 7-pin cylinder (P7) list add \$16.80.
- MA cam (5622-STD) provided unless otherwise specified. See page 133 for additional available cams.
- Mortise and rim cylinders are not available in any competitor keyway. MA451 (Hotel Function) is not available in Schlage C keyway for conventional cylinders.
- See page 6 for standard keyways. All others are restricted. Falcon conventional cylinder restricted keyways use a unique pin kit (P/N 1417) and cutter wheel for keys.
- To order mortise cylinder with straight cam inverted for dogging, specify A09897-024.
- Conventional mortise cylinder (985 and 986) with Schlage C keyway are available with the following cams only: 5622-STD and B502-191. Specify XQ11-949 when ordering with cylinder dogging.



SOLD SEPARATE

CONVENTIONAL CYLINDERS

HOW TO ORDER: Conventional Cylinders (KIL/KIK/DB)

Catalog # - # of Pins	Finish	Keyway	Keying
A23161-05	626	G	KA
A23160-14	606	C	MK
Q330-152	626	C	KA
Q033-069	606	C	KD

T SERIES COMPLETE CONVENTIONAL CYLINDERS	Specify	Price	
		Open	Restricted
Cylinder mechanism	Part number		
5-pin cylinder - T Series (except 381 IS, 571)	A23151-05	\$78.00	N/A
5-pin cylinder - T Series 381 IS	A23151-06	\$78.00	N/A
5-pin cylinder - T Series 571	A23151-07	\$78.00	N/A
6-pin cylinder - T Series (except 381 IS, 571)	A23161-05	\$78.00	\$94.00
6-pin cylinder - T Series 381 IS	A23161-06	\$78.00	\$94.00
6-pin cylinder - T Series 571	A23161-07	\$78.00	\$94.00
7-pin cylinder - T Series (except 381 IS, 571)	A23171-05	\$96.00	\$112.00
7-pin cylinder - T Series 381 IS	A23171-06	\$96.00	\$112.00
7-pin cylinder - T Series 571	A23171-07	\$96.00	\$112.00

X SERIES COMPLETE CONVENTIONAL CYLINDERS	Specify	Price	
		Open	Restricted
Cylinder mechanism	Part number		
5-pin cylinder - X411, 501, 511, 521, 581 E & T	A23152	\$78.00	N/A
5-pin cylinder - X411, 501, 511, 521, 581 H	A23152-02	\$78.00	N/A
5-pin cylinder - X561 - E & T designs	A23151	\$78.00	N/A
5-pin cylinder - X561 - H designs, 571 - E & T	A23151-02	\$78.00	N/A
5-pin cylinder - X571 - H designs	A23151-03	\$78.00	N/A
6-pin cylinder - X411, 501, 511, 521, 581 E & T	A23162	\$78.00	\$94.00
6-pin cylinder - X411, 501, 511, 521, 581 H	A23162-02	\$78.00	\$94.00
6-pin cylinder - X561 - E & T designs	A23161	\$78.00	\$94.00
6-pin cylinder - X561 - H designs, 571 - E & T	A23161-02	\$78.00	\$94.00
6-pin cylinder - X571 - H designs	A23161-03	\$78.00	\$94.00
7-pin cylinder - X411, 501, 511, 521, 581 H	A23172-02	\$96.00	\$112.00
7-pin cylinder - X561 - H designs	A23171-01	\$96.00	\$112.00
7-pin cylinder - X571 - H designs	A23171-02	\$96.00	\$112.00

SOLD SEPARATE

CONVENTIONAL CYLINDERS

HOW TO ORDER: Conventional Cylinders (KIL/KIK/DB)

Catalog # - # of Pins	Finish	Keyway	Keying
A23161-05	626	G	KA
A23160-14	606	C	MK
Q330-152	626	C	KA
Q033-069	606	C	KD

B SERIES COMPLETE CONVENTIONAL CYLINDERS	Specify	Price	
Cylinder mechanism	Part number	Open	Restricted
5-pin cylinder (all except B611)	A23155-02	\$78.00	N/A
5-pin cylinder B611	A23151-06	\$78.00	N/A
6-pin cylinder (all except B611)	A23165-02	\$78.00	\$94.00
6-pin cylinder B611	A23161-06	\$78.00	\$94.00

W SERIES COMPLETE CONVENTIONAL CYLINDERS	Specify	Price	
Cylinder mechanism	Part number	Open	Restricted
6-pin Falcon keyway cylinder	Q330-154	\$78.00	\$94.00
6-pin Schlage C keyway cylinder	Q330-152	\$78.00	N/A

MA SERIES
T SERIES
B SERIES
W SERIES
D100 SERIES
D200 SERIES
H2 SERIES
CYLINDERS/KEYS
PORTABLE
INDEX

SOLD SEPARATE

DEADBOLTS

HOW TO ORDER: Conventional Cylinders (KIL/KIK/DB)

Catalog # - # of Pins	Finish	Keyway	Keying
A23161-05	626	G	KA
A23160-14	606	C	MK
Q330-152	626	C	KA
Q033-069	606	C	KD

D100-SERIES COMPLETE CONVENTIONAL CYLINDERS	Specify	Price	
	Part number	Open	Restricted
Cylinder mechanism			
5-pin cylinder - D111, D141 for 1-3/8" to 1-3/4" thick doors	Q500-064	\$78.00	N/A
5-pin cylinder - D111, D141 for 1-7/8"- 2-1/4" thick doors	Q500-065	\$78.00	N/A
5-pin cylinder - D121	Q500-066	\$78.00	N/A
5-pin cylinder - D131	Q500-070	\$78.00	N/A
6-pin cylinder - D111, D141	Q500-021	\$78.00	\$94.00
D111, D141 for 1-7/8"- 2-1/4" thick doors	Q500-022	\$78.00	\$94.00
6-pin cylinder - D121	Q500-058	\$78.00	\$94.00
6-pin cylinder - D131	Q500-054	\$78.00	\$94.00
D131 for 1-7/8"- 2-1/4" thick doors	Q500-055	\$78.00	\$94.00
7-pin cylinder - D111, D141 for 1-3/8" to 1-7/8" thick doors	Q500-046	\$96.00	\$112.00
7-pin cylinder - D111, D141 for 1-7/8"- 2-1/4" thick doors	Q500-047	\$96.00	\$112.00
7-pin cylinder - D121	Q500-059	\$96.00	\$112.00

D200-SERIES COMPLETE CONVENTIONAL CYLINDERS	Specify	Price	
	Part number	Open	Restricted
Cylinder mechanism			
5-pin cylinder - D211, D241	Q500-067	\$78.00	N/A
5-pin cylinder - D221	Q500-069	\$78.00	N/A
5-pin cylinder - D231	Q500-072	\$78.00	N/A
6-pin cylinder - D211, D241	Q500-010	\$78.00	\$94.00
6-pin cylinder - D221	Q500-056	\$78.00	\$94.00
6-pin cylinder - D231	Q500-012	\$78.00	\$94.00
7-pin cylinder - D211, D241	Q500-014	\$96.00	\$112.00
7-pin cylinder - D221	Q500-057	\$96.00	\$112.00

SOLD SEPARATE

DEADBOLT/INTERCONNECT

HOW TO ORDER: Conventional Cylinders (KIL/KIK/DB)

Catalog # - # of Pins	Finish	Keyway	Keying
A23161-05	626	G	KA
A23160-14	606	C	MK
Q330-152	626	C	KA
Q033-069	606	C	KD

H2 SERIES COMPLETE CONVENTIONAL CYLINDERS	Specify	Price	
	Part number	Open	Restricted
Cylinder mechanism			
5-pin cylinder - H (all other functions and designs)	A30028	\$78.00	N/A
5-pin cylinder - H511 (knobs)	A30040	\$78.00	N/A
5-pin cylinder - H2101	Q100-105	\$78.00	N/A
5-pin cylinder - H designs	A23151-03	\$78.00	N/A
6-pin cylinder - H101	A30028-01	\$78.00	\$94.00
6-pin cylinder - H511 (knobs)	A30040-01	\$78.00	\$94.00
6-pin cylinder - H2101	Q100-104	\$78.00	N/A



SOLD SEPARATE

CONVENTIONAL CYLINDERS

Key-in-knob/lever type cylinders including padlock and deadlock insert cylinders

FALCON CONVENTIONAL CYLINDERS, 5-PIN	Specify	Price	
	Part number	Open	Restricted
Cylinder mechanism			
5-pin Cylinder 955	A23151-01	\$78.00	N/A
5-pin Cylinder B Series except 611 function	A23155-02	\$78.00	N/A
5-pin Cylinder B Series 611 function	A23151-06	\$78.00	N/A
5-pin Cylinder - D111, D141 for 1-3/8" to 1-3/4" thick doors	Q500-064	\$78.00	N/A
5-pin Cylinder - D111, D141 for 1-7/8" to 2-1/4" thick doors	Q500-065	\$78.00	N/A
5-pin Cylinder - D121	Q500-066	\$78.00	N/A
5-pin Cylinder - D131	Q500-070	\$78.00	N/A
5-pin Cylinder - D211, D241	Q500-067	\$78.00	N/A
5-pin Cylinder - D221	Q500-069	\$78.00	N/A
5-pin Cylinder - D231	Q500-072	\$78.00	N/A
5-pin Cylinder H all other functions & designs	A30028	\$78.00	N/A
5-pin cylinder H511 knobs	A30040	\$78.00	N/A
5-pin Cylinder - H2101	Q100-105	\$78.00	N/A
5-pin Cylinder RU/T Series (except 381 IS, 571)	A23151-05	\$78.00	N/A
5-pin Cylinder RU/T Series 381 IS	A23151-06	\$78.00	N/A
5-pin Cylinder RU/T Series 571	A23151-07	\$78.00	N/A
5-pin Cylinder X411, 501, 511, 521, 581 E & T	A23152	\$78.00	N/A
5-pin Cylinder X411, 501, 511, 521, 581 H	A23152-02	\$78.00	N/A
5-pin Cylinder X561 – E and T designs	A23151	\$78.00	N/A
5-pin Cylinder X561 – H designs, 571 – E & T	A23151-02	\$78.00	N/A
5-pin Cylinder X571 – H designs	A23151-03	\$78.00	N/A
5-pin Cylinder Y Series	A23155	\$78.00	N/A

Finishes 606 and 626 only.
Specify keyway. Cylinders are furnished G keyway, keyed differently unless otherwise specified.
See page 6 for standard keyways. All others restricted.

FALCON CONVENTIONAL CYLINDERS, 6-PIN	Specify	Price	
	Part number	Open	Restricted
Cylinder mechanism			
6-pin Cylinder 955	A23161-01	\$78.00	\$94.00
6-pin Cylinder B Series except 611 function	A23165-02	\$78.00	\$94.00
6-pin Cylinder B Series 611 function	A23161-06	\$78.00	\$94.00
6-pin Cylinder - D111, D141 for 1-3/8" to 1-7/8" thick doors	Q500-021	\$78.00	\$94.00
6-pin Cylinder - D111, D141 for 1-7/8" to 2-1/4" thick doors	Q500-022	\$78.00	\$94.00
6-pin Cylinder - D121	Q500-058	\$78.00	\$94.00
6-pin Cylinder - D131 for 1-3/8" to 1-3/4" thick doors	Q500-054	\$78.00	\$94.00
6-pin Cylinder - D131 for 1-7/8" to 2-1/4" thick doors	Q500-055	\$78.00	\$94.00
6-pin Cylinder - D211, D241	Q500-010	\$78.00	\$94.00
6-pin Cylinder - D221	Q500-056	\$78.00	\$94.00
6-pin Cylinder - D231	Q500-012	\$78.00	\$94.00
6-pin Cylinder H101	A30028-01	\$78.00	\$94.00

Finishes 606 and 626 only.
Specify keyway. Cylinders are furnished G keyway, keyed differently unless otherwise specified.
See page 6 for standard keyways. All others restricted.
Falcon conventional cylinder restricted keyways use a unique pin kit (P/N 1417) and cutter wheel for keys.

SOLD SEPARATE

CONVENTIONAL CYLINDERS

FALCON CONVENTIONAL CYLINDERS, 6-PIN	Specify	Price	
	Part number	Open	Restricted
Cylinder mechanism			
6-pin Cylinder H511 knobs	A30040-01	\$78.00	\$94.00
6-pin Cylinder - H2101	Q100-104	\$78.00	N/A
6-pin Cylinder RU /T Series 381 IS	A23161-05	\$78.00	\$94.00
6-pin Cylinder RU/T Series (except 381 IS, 571)	A23161-06	\$78.00	\$94.00
6-pin Cylinder RU/T Series 571	A23161-07	\$78.00	\$94.00
6-pin Cylinder X411, 501, 511, 521, 581 E & T	A23162	\$78.00	\$94.00
6-pin Cylinder X411, 501, 511, 521, 581 H	A23162-02	\$78.00	\$94.00
6-pin Cylinder X561 – E and T designs	A23161	\$78.00	\$94.00
6-pin Cylinder X561 – H designs, 571 – E & T	A23161-02	\$78.00	\$94.00
6-pin Cylinder X571 – H designs	A23161-03	\$78.00	\$94.00
6-pin Cylinder Y Series	A23165	\$78.00	\$94.00
6-pin Cylinder H451, 461 hotel/motel	A30036-01	\$96.00	\$112.00
6-pin Cylinder W lock	Q330-154	\$78.00	\$94.00
6-pin Cylinder W lock - except W561 (knob)	Q330-238	\$78.00	\$94.00
6-pin Cylinder W561 (knob)	Q330-246	\$78.00	\$94.00

Finishes 606 and 626 only.

Specify keyway. Cylinders are furnished G keyway, keyed differently unless otherwise specified.

See page 6 for standard keyways. All others restricted.

Falcon conventional cylinder restricted keyways use a unique pin kit (P/N 1417) and cutter wheel for keys.

FALCON CONVENTIONAL CYLINDERS, 7-PIN	Specify	Price	
	Part number	Open	Restricted
Cylinder mechanism			
7-pin Cylinder - D111, D141 for 1-3/8" to 1-7/8" thick doors	Q500-046	\$96.00	\$112.00
7-pin Cylinder - D111, D141 for 1-7/8" to 2-1/4" thick doors	Q500-047	\$96.00	\$112.00
7-pin Cylinder - D121	Q500-059	\$96.00	\$112.00
7-pin Cylinder - D211, D241	Q500-014	\$96.00	\$112.00
7-pin Cylinder - D221	Q500-057	\$96.00	\$112.00
7-pin cylinder RU/T Series (except 381 IS, 571)	A23171-05	\$96.00	\$112.00
7-pin cylinder RU/T Series 381 IS	A23171-06	\$96.00	\$112.00
7-pin cylinder RU/T Series 571	A23171-07	\$96.00	\$112.00
7-pin cylinder X411, 501, 511, 521, 581 H	A23172-02	\$96.00	\$112.00
7-pin cylinder X561 – H designs	A23171-01	\$96.00	\$112.00
7-pin cylinder X571 – H designs	A23171-02	\$96.00	\$112.00

Finishes 606 and 626 only.

Specify keyway. Cylinders are furnished G keyway, keyed differently unless otherwise specified.

See page 6 for standard keyways. All others restricted.

Falcon conventional cylinder restricted keyways use a unique pin kit (P/N 1417) and cutter wheel for keys.

SOLD SEPARATE

CONVENTIONAL CYLINDERS

SCHLAGE CONVENTIONAL CYLINDERS, 5-PIN		Specify	Price	
Cylinder mechanism	Function	Part number	Open	Restricted
5-pin Schlage C	D111, 141 for 1-7/8" – 2-1/4"	Q500-065-5C	\$78.00	N/A
5-pin Schlage C	D131 for 1-7/8" – 2-1/4"	Q500-071-5C	\$78.00	N/A
5-pin Schlage C	T Series (all except 571)	A23160-14	\$78.00	N/A
5-pin Schlage C	X561 E & T	A23160-15	\$78.00	N/A
5-pin Schlage C	Padlocks	A23160-16	\$78.00	N/A
5-pin Schlage C	X561 H, 571 E & T	A23160-17	\$78.00	N/A
5-pin Schlage C	X571 H	A23160-18	\$78.00	N/A
5-pin Schlage C	X411 E & T, X501, 511, 521, 581 E & T	A23160-19	\$78.00	N/A
5-pin Schlage C	X411 H, X501, 511, 521, 581 H	A23160-20	\$78.00	N/A
5-pin Schlage C	H511 (lower)	A23160-21	\$78.00	N/A
5-pin Schlage C	Y Series	A23160-22	\$78.00	N/A
5-pin Schlage C	H101, 511 (upper)	A23160-23	\$78.00	N/A
5-pin Schlage C	B611	A23160-24	\$78.00	N/A
5-pin Schlage C	T571	A23160-25	\$78.00	N/A
5-pin Schlage C	B Series (all except 611)	A23160-26	\$78.00	N/A
5-pin Schlage C	W561 (knobs)	Q330-245-5	\$78.00	N/A
5-pin Schlage C	W Series (levers)	Q330-152	\$78.00	N/A
5-pin Schlage C	W Series (all knobs except W561)	Q330-237	\$78.00	N/A

Finishes 606 and 626 only.

Specify keyway. Cylinders are furnished 0-bitted unless otherwise specified.

Master keying is available on Schlage C Keyway only.

KA options: KA4, KAQTY, KAGRP, and KEYSPECIFIC (keys must be ordered separately).

SCHLAGE CONVENTIONAL CYLINDERS, 6-PIN			Specify	Price	
Cylinder mechanism	Function	Keying offered	Part number	Open	Restricted
6-pin Schlage C	955	KA, KD, MK, 0-bit	A23160-2	\$78.00	N/A
6-pin Schlage E		0-bit	A23159-2	\$78.00	N/A
6-pin Schlage C	B Series (all except 611)	KA, KD, MK, 0-bit	A23160-13	\$78.00	N/A
6-pin Schlage E		0-bit	A23159-13	\$78.00	N/A
6-pin Schlage C	B611, T381 IS	KA, KD, MK, 0-bit	A23160-11	\$78.00	N/A
6-pin Schlage E		0-bit	A23159-11	\$78.00	N/A
6-pin Schlage C	D121, 221	KA, KD, MK, 0-bit	Q033-071	\$78.00	N/A
6-pin Schlage E		0-bit	Q033-066	\$78.00	N/A
6-pin Schlage C	D131, 231	KA, KD, MK, 0-bit	Q033-070	\$78.00	N/A
6-pin Schlage E		0-bit	Q033-067	\$78.00	N/A
6-pin Schlage C	D111, D211, D241	KA, KD, MK, 0-bit	Q033-069	\$78.00	N/A
6-pin Schlage E		0-bit	Q033-066	\$78.00	N/A
6-pin Schlage C	H deadbolt	KA, KD, MK, 0-bit	A23160-10	\$78.00	N/A
6-pin Schlage E		0-bit	A23159-10	\$78.00	N/A
6-pin Schlage C	H2101	KA, KD, MK, 0-bit	Q100-108	\$78.00	N/A
6-pin Schlage C	H511 (knobs)	KA, KD, MK, 0-bit	A23160-7	\$78.00	N/A
6-pin Schlage E		0-bit	A23159-7	\$78.00	N/A

Finishes 606 and 626 only.

Specify keyway, cylinders are furnished 0-bitted unless otherwise specified.

Master keying is available on Schlage C Keyway only.

KA options: KA4, KAQTY, KAGRP, and KEYSPECIFIC (keys must be ordered separately).

SOLD SEPARATE

CONVENTIONAL CYLINDERS

SCHLAGE CONVENTIONAL CYLINDERS, 6-PIN			Specify	Price	
Cylinder mechanism	Function	Keying offered	Part number	Open	Restricted
6-pin Schlage C	T571	KA, KD, MK, 0-bit	A23160-12	\$78.00	N/A
6-pin Schlage E		0-bit	A23159-12	\$78.00	N/A
6-pin Schlage C	T (all except 571 & 381 IS)	KA, KD, MK, 0-bit	A23160-000	\$78.00	N/A
6-pin Schlage E		0-bit	A23159-000	\$78.00	N/A
6-pin Schlage C	X411, 501, 511, 521, 581 E & T	KA, KD, MK, 0-bit	A23160-5	\$78.00	N/A
6-pin Schlage E		0-bit	A23159-5	\$78.00	N/A
6-pin Schlage C	X411, 501, 511, 521, 581 H	KA, KD, MK, 0-bit	A23160-6	\$78.00	N/A
6-pin Schlage E		0-bit	A23159-6	\$78.00	N/A
6-pin Schlage C	X561 E & T	KA, KD, MK, 0-bit	A23160-1	\$78.00	N/A
6-pin Schlage E		0-bit	A23159-1	\$78.00	N/A
6-pin Schlage C	X571 E & T, X561 H	KA, KD, MK, 0-bit	A23160-3	\$78.00	N/A
6-pin Schlage E		0-bit	A23159-3	\$78.00	N/A
6-pin Schlage C	X571 H	KA, KD, MK, 0-bit	A23160-4	\$78.00	N/A
6-pin Schlage E		0-bit	A23159-4	\$78.00	N/A
6-pin Schlage C	Y Series	KA, KD, MK, 0-bit	A23160-8	\$78.00	N/A
6-pin Schlage E		0-bit	A23159-8	\$78.00	N/A
6-pin Schlage C	W Series (levers)	KA, KD, MK, 0-bit	Q330-152	\$78.00	N/A
6-pin Schlage C	W Series (all knobs except W561)	KA, KD, MK, 0-bit	Q330-237	\$78.00	N/A
6-pin Schlage C	W561 (knobs)	KA, KD, MK, 0-bit	Q330-245	\$78.00	N/A

Finishes 606 and 626 only.

Specify keyway, cylinders are furnished 0-bitted unless otherwise specified.

Master keying is available on Schlage C Keyway only.

KA options: KA4, KAQTY, KAGRP, and KEYSPECIFIC (keys must be ordered separately).

SOLD SEPARATE

COMPETITOR CONVENTIONAL CYLINDERS

CORBIN-RUSSWIN CONVENTIONAL CYLINDERS, 6-PIN			Specify	Price	
Cylinder mechanism	Function	Keying offered	Part number	Open	Restricted
Corbin 60 keyway	955	KD, 0-bit	A23167-2	\$78.00	N/A
Corbin/Russ L4 keyway		0-bit	A23174-2	\$78.00	N/A
Russwin D1 keyway		KD, 0-bit	A23168-2	\$78.00	N/A
Corbin 60 keyway	B Series	KD, 0-bit	A23167-13	\$78.00	N/A
Corbin/Russ L4 keyway		KD, 0-bit	A23174-13	\$78.00	N/A
Russwin D1 keyway		KD, 0-bit	A23168-13	\$78.00	N/A
Corbin 60 keyway	B611, T381 IS series	KD, 0-bit	A23167-11	\$78.00	N/A
Corbin/Russ L4 keyway		KD, 0-bit	A23174-11	\$78.00	N/A
Russwin D1 keyway		KD, 0-bit	A23168-11	\$78.00	N/A
Russwin D1 keyway	D121, 221	KD, 0-bit	Q033-074	\$78.00	N/A
Corbin/Russ L4 keyway		0-bit	Q033-079	\$78.00	N/A
Russwin D1 keyway	D131, 231	KD, 0-bit	Q033-073	\$78.00	N/A
Corbin/Russ L4 keyway		0-bit	Q033-078	\$78.00	N/A
Russwin D1 keyway	D141, D241	KD, 0-bit	Q033-072	\$78.00	N/A
Corbin 60 keyway		0-bit	Q033-077	\$78.00	N/A

Finishes 606 and 626 only.

Specify keyway. KA and KD only allowed as noted per specific cylinder.

SOLD SEPARATE

COMPETITOR CONVENTIONAL CYLINDERS

CORBIN-RUSSWIN CONVENTIONAL CYLINDERS, 6-PIN			Specify	Price	
Cylinder mechanism	Function	Keying offered	Part number	Open	Restricted
Corbin/Russ L4 keyway	H deadbolt	KD, 0-bit	A23174-7	\$78.00	N/A
Corbin 60 keyway		KD, 0-bit	A23167-7	\$78.00	N/A
Russwin D1 keyway		KD, 0-bit	A23168-7	\$78.00	N/A
Corbin 60 keyway	H511 (knobs)	KD, 0-bit	A23167-10	\$78.00	N/A
Corbin/Russ L4 keyway		KD, 0-bit	A23174-10	\$78.00	N/A
Russwin D1 keyway		KD, 0-bit	A23168-10	\$78.00	N/A
Corbin 60 keyway	T (all except 571 & 381 IS)	KD, 0-bit	A23167	\$78.00	N/A
Corbin/Russ L4 keyway		KD, 0-bit	A23174	\$78.00	N/A
Russwin D1 keyway		KD, 0-bit	A23168	\$78.00	N/A
Corbin 60 keyway	T571	KD, 0-bit	A23167-12	\$78.00	N/A
Corbin/Russ L4 keyway		0-bit	A23174-12	\$78.00	N/A
Russwin D1 keyway		KD, 0-bit	A23168-12	\$78.00	N/A
Corbin 60 keyway	X411, 501, 511, 521, 581 H	KD, 0-bit	A23167-6	\$78.00	N/A
Corbin/Russ L4 keyway		0-bit	A23174-6	\$78.00	N/A
Russwin D1 keyway		KD, 0-bit	A23168-6	\$78.00	N/A
Corbin 60 keyway	X411, 501, 511, 521, 581 E & T	KD, 0-bit	A23167-5	\$78.00	N/A
Corbin/Russ L4 keyway		0-bit	A23174-5	\$78.00	N/A
Russwin D1 keyway		KD, 0-bit	A23168-5	\$78.00	N/A
Corbin 60 keyway	X561 E & T	KD, 0-bit	A23167-1	\$78.00	N/A
Corbin/Russ L4 keyway		0-bit	A23174-1	\$78.00	N/A
Russwin D1 keyway		KD, 0-bit	A23168-1	\$78.00	N/A
Corbin 60 keyway	X571 E & T, X561 H	KD, 0-bit	A23167-3	\$78.00	N/A
Corbin/Russ L4 keyway		0-bit	A23174-3	\$78.00	N/A
Russwin D1 keyway		KD, 0-bit	A23168-3	\$78.00	N/A
Corbin 60 keyway	X571 H	KD, 0-bit	A23167-4	\$78.00	N/A
Corbin/Russ L4 keyway		0-bit	A23174-4	\$78.00	N/A
Russwin D1 keyway		KD, 0-bit	A23168-4	\$78.00	N/A
Corbin 60 keyway	Y Series	KD, 0-bit	A23167-8	\$78.00	N/A
Corbin/Russ L4 keyway		0-bit	A23174-8	\$78.00	N/A
Russwin D1 keyway		KD, 0-bit	A23168-8	\$78.00	N/A
Corbin 60 keyway	W Series (levers)	KD, 0-bit	Q330-166	\$78.00	N/A
Corbin/Russ L4 keyway		KD, 0-bit	Q330-158	\$78.00	N/A
Russwin D1 keyway		KD, 0-bit	Q330-210	\$78.00	N/A
Corbin 60 keyway	W Series (all knobs except W561)	KD, 0-bit	Q330-241	\$78.00	N/A
Corbin/Russ L4 keyway		KD, 0-bit	Q330-240	\$78.00	N/A
Russwin D1 keyway		KD, 0-bit	Q330-242	\$78.00	N/A
Corbin 60 keyway	W561 (knobs only)	KD, 0-bit	Q330-249	\$78.00	N/A
Corbin/Russ L4 keyway		KD, 0-bit	Q330-248	\$78.00	N/A
Russwin D1 keyway		KD, 0-bit	Q330-250	\$78.00	N/A

Finishes 606 and 626 only.
Specify keyway. KA and KD only allowed as noted per specific cylinder.

SOLD SEPARATE

COMPETITOR CONVENTIONAL CYLINDERS

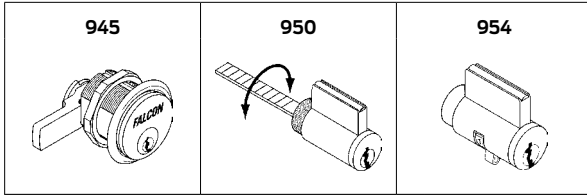
- Finishes 606 and 626 only.
- Specify keyway; cylinders are furnished 0-bitted unless otherwise specified.
- Master keying is not available.

SARGENT CONVENTIONAL CYLINDERS, 6-PIN			Specify	Price	
Cylinder mechanism	Function	Keying offered	Part number	Open	Restricted
Sargent LA keyway	955	KD, 0-bit	A23166-2	\$78.00	N/A
Sargent LA keyway	B Series (all except 611)	KD, 0-bit	A23166-13	\$78.00	N/A
Sargent LA keyway	B611, T381 IS	KD, 0-bit	A23166-11	\$78.00	N/A
Sargent LA keyway	H deadbolt	KD, 0-bit	A23166-7	\$78.00	N/A
Sargent LA keyway	H511 (knobs)	KD, 0-bit	A23166-10	\$78.00	N/A
Sargent LA keyway	T (all except 571 & 381 IS)	KD, 0-bit	A23166	\$78.00	N/A
Sargent LA keyway	T571	KD, 0-bit	A23166-12	\$78.00	N/A
Sargent LA keyway	X411, 501, 511, 521, 581 E & T	KD, 0-bit	A23166-5	\$78.00	N/A
Sargent LA keyway	X411, 501, 511, 521, 581 H	KD, 0-bit	A23166-6	\$78.00	N/A
Sargent LA keyway	X561 E & T	KD, 0-bit	A23166-1	\$78.00	N/A
Sargent LA keyway	X571 E & T, X561 H	KD, 0-bit	A23166-3	\$78.00	N/A
Sargent LA keyway	X571 H	KD, 0-bit	A23166-4	\$78.00	N/A
Sargent LA keyway	Y Series	KD, 0-bit	A23166-8	\$78.00	N/A
Sargent LA keyway	W Series (levers)	KD, 0-bit	Q330-160	\$78.00	N/A
Sargent LA keyway	W Series (all knobs except W561)	KD, 0-bit	Q330-243	\$78.00	N/A
Sargent LA keyway	W561 (knob only)	KD, 0-bit	Q330-251	\$78.00	N/A

YALE CONVENTIONAL CYLINDERS, 6-PIN			Specify	Price	
Cylinder mechanism	Function	Keying offered	Part number	Open	Restricted
Yale 8 (Para) keyway	955	KD, 0-bit	A23169-2	\$78.00	N/A
Yale 8 (Para) keyway	B Series (all except 611)	KD, 0-bit	A23169-13	\$78.00	N/A
Yale 8 (Para) keyway	B611, T381 IS	KD, 0-bit	A23169-11	\$78.00	N/A
Yale 8 (Para) keyway	D121, D221	KD, 0-bit	Q033-076	\$78.00	N/A
Yale 8 (Para) keyway	D141, 241, 111, 211	KD, 0-bit	Q033-075	\$78.00	N/A
Yale 8 (Para) keyway	H deadbolt	KD, 0-bit	A23169-7	\$78.00	N/A
Yale 8 (Para) keyway	H511 (knobs)	KD, 0-bit	A23169-10	\$78.00	N/A
Yale 8 (Para) keyway	T (all except 571 & 381 IS)	KD, 0-bit	A23169	\$78.00	N/A
Yale 8 (Para) keyway	T571	KD, 0-bit	A23169-12	\$78.00	N/A
Yale 8 (Para) keyway	X411, 501, 511, 521, 581 E & T	KD, 0-bit	A23169-5	\$78.00	N/A
Yale 8 (Para) keyway	X411, 501, 511, 521, 581 H	KD, 0-bit	A23169-6	\$78.00	N/A
Yale 8 (Para) keyway	X561 E & T	KD, 0-bit	A23169-1	\$78.00	N/A
Yale 8 (Para) keyway	X571 E & T, X561 H	KD, 0-bit	A23169-3	\$78.00	N/A
Yale 8 (Para) keyway	X571 H	KD, 0-bit	A23169-4	\$78.00	N/A
Yale 8 (Para) keyway	Y Series	KD, 0-bit	A23169-8	\$78.00	N/A
Yale 8 (Para) keyway	W Series (levers)	KD, 0-bit	Q330-156	\$78.00	N/A
Yale 8 (Para) keyway	W Series (all knobs except W561)	KD, 0-bit	Q330-239	\$78.00	N/A
Yale 8 (Para) keyway	W561 (knob only)	KD, 0-bit	Q330-247	\$78.00	N/A

SOLD SEPARATE

MISCELLANEOUS CYLINDERS

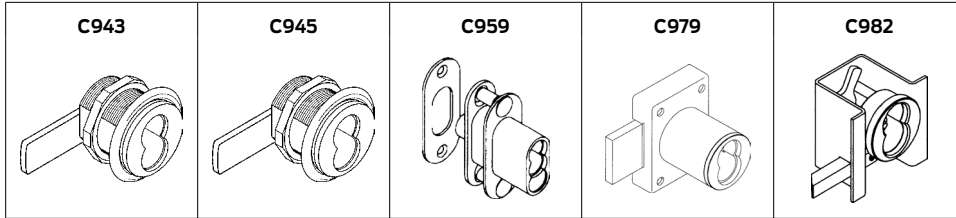


MISCELLANEOUS CYLINDERS								
Description	Specify		Open			Restricted		
	Part number	Finish	606, 626	605, 613	629, 630	606, 626	605, 613	629, 630
6-pin Cam lock	945	.[Finish]	\$162.00	\$162.00	\$162.00	\$178.00	\$178.00	\$178.00
5-pin Sliding door cylinder	950	.[Finish]	\$78.00	-	-	-	-	-
6-pin Sliding door cylinder	950	.[Finish]	\$78.00	-	-	\$94.00	-	-
7-pin Sliding door cylinder	950	.[Finish]	\$95.00	-	-	\$111.00	-	-
5-pin Mailbox cylinder ¹	954	.[Finish]	\$86.00	-	-	-	-	-
6-pin Mailbox cylinder ¹	954	.[Finish]	\$86.00	-	-	\$102.00	-	-
7-pin Mailbox cylinder ¹	954	.[Finish]	\$104.00	-	-	\$120.00	-	-

1. Postal regulations prohibit master keying of mail box cylinders.

SOLD SEPARATE

CABINET LOCKS



CABINET LOCKS & MISCELLANEOUS				
Description	Cat. number	Finishes		
		606, 626	605, 626	605, 613, 629, 630
Cabinet lock	C942	\$125.00	-	\$128.00
Cam lock	C943	\$177.00	-	\$180.00
Cam lock - heavy cam	C945	\$125.00	-	\$128.00
Push lock for sliding doors	C959	\$173.00	-	-
Rim cabinet lock	C979	-	\$107.00	-
Mail box lock ¹	C982	\$95.00	-	\$98.00

1. U.S. postal regulations prohibit master keying of mail box locks.

MA SERIES
T SERIES
B SERIES
W SERIES
D100 SERIES
D200 SERIES
H2 SERIES
CYLINDERS/KEYS
PORTABLE
INDEX



Non-IC Products

PARTS

LOCKS

EXIT DEVICES

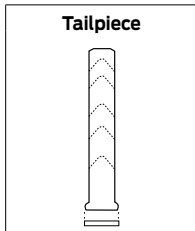
DOOR CLOSERS

ELECTRONICS

MERCHANDISING AIDS

FORMS

CONVENTIONAL MORTISE CYLINDER CAMS	Specify	List
Application	Part number	Price
Cam kit for conventional cylinders	1396	\$267.00
Falcon MA CAM for conventional mortise cylinders (except MA381)	5622-STD	\$4.50
Falcon MA CAM for conventional mortise cylinder (MA381 inside function)	5620-STD	\$4.50
Falcon MA CAM for conventional mortise cylinder (MA381 outside function)	5621-STD	\$4.50
Application	Part number	10-Pack Price
Falcon cyl. in Sargent and Yale (26)	A08867-000-00	\$103.00
Falcon cyl. in Schlage L Series (13)	A09888-000-00	\$103.00
Falcon, Ilco, Lori and Schlage cyl. in M deadbolt functions (1)	A09894-001-00	\$69.60
Arrow, Sargent, Yale cyl. in M deadbolt functions (2)	A09894-002-00	\$103.00
Corbin Russwin cyl. in M deadbolt functions (3)	A09894-003-00	\$103.00
Falcon cyl. in Falcon concealed VR Delta trim - 2010 and earlier (21)	A09894-021-00	\$103.00
Arrow, Sargent, Yale cyl. in Falcon Delta trim (22)	A09894-022-00	\$103.00
Corbin Russwin cyl. in Falcon Delta trim (23)	A09894-023-00	\$103.00
Falcon M Series non-deadbolt functions (4)	A09897-000-00	\$69.60
Falcon dogging cyl. in Falcon device (24)	A09897-024-00	\$94.30
Adams Rite 4070 (16)	A09898-000-00	\$94.30
Adams Rite MS (6)	A09899-000-00	\$69.60
M381 outside (14)	A20065-000-00	\$69.60
Corbin Russwin ML2200	A20069-000-00	\$103.00



CONVENTIONAL CYLINDER TAILPIECES & DRIVER BARS	Specify	List
Application	Part number	Price
D Series Double cylinder (1-3/8" to 1-3/4" doors)	B600-045	\$4.20
D Series Double cylinder (over 1-3/4" to 2-1/4" doors)	B600-046	\$4.20
D Series Single cylinder (1-3/8" to 1-3/4" doors)	B520-651	\$4.20
D Series Single cylinder (over 1-3/4" to 2-1/4" doors)	B520-652	\$4.20
W Series 501, 511, 561, 581, 711 Functions	Q330-164	\$6.20
Y Series	030480-004-00	\$1.50
H101	A08350-000-00	\$1.50
Application	Part number	10-Pack Price
X Series 561 (6-pin) Elite & Troy	A22164-000-00	\$40.60
X Series 561 (6-pin) Hana, 955	A22164-001-00	\$49.90
X Series 571 (6-pin) Elite & Troy, 571 (7-pin) Hana	A22164-002-00	\$40.60
X571 - H designs	A22164-003-00	\$40.60
X Series 411, 501, 511, 521 (6-pin) Elite & Troy	A22169-000-00	\$10.40
X Series 411, 501, 511, 521 (6 & 7-pin) Hana	A22169-002-00	\$10.40
Rim conventional	A28351-000-00	\$48.80
H451, H461	A30034-001-00	\$15.30



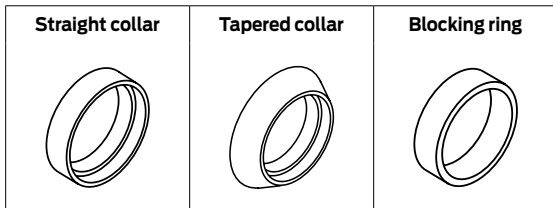
Non-IC Products

PARTS

Tailpiece

CONVENTIONAL CYLINDER TAILPIECES & DRIVER BARS		Specify	List
H511		A30038-000-00	\$10.40
B Series		A30480-004-00	\$15.40
RU, T Series most 6-pin		A30730-001-00	\$34.20
RU, T Series most 7-pin and T571 6-pin		A30730-002-00	\$34.20
RU381, T381 inside 6-pin, B611		A30730-003-00	\$34.20
RU381, T381 inside 7-pin		A30730-004-00	\$34.20
RU571, T571 7-pin		A30730-006-00	\$34.20

CONVENTIONAL CYLINDER TAILPIECE RETAINERS, ETC.		Specify	List
Application	Part number	10-Pack Price	
Tailpiece retainer for rim cylinder	A08355-000-00	\$43.20	
Tailpiece retaining washer for H101	A08395-000-00	\$9.10	
Tailpiece retainer, 22164 and 22169	A12053-000-00	\$13.40	
Tailpiece spacer	A24264-000-00	\$5.30	
Tailpiece retainer, 30034 and 30038	A30037-000-00	\$13.40	
D Series retainer washer	B600-071	1 pack / \$1.10	



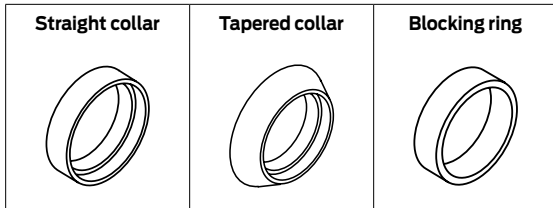
CYLINDER COLLARS (Also used for IC cylinders)					
Description	Size	Specify		Price	
		Part number	Finish	626	605, 606, 613, 622, 625, 643E
Straight Protective used on escutcheon trim	9/32"	A08790-000	.[Finish]	\$20.20	\$22.60
	13/32"	A08790-001	.[Finish]	\$20.20	\$22.60
	17/32"	A08790-002	.[Finish]	\$20.20	\$22.60
	21/32"	A08790-003	.[Finish]	\$20.20	\$22.60
	55/64"	A08790-004	.[Finish]	\$20.20	\$22.60
Tapered Protective used on sectional trim	9/32"	A08794-000	.[Finish]	\$20.20	\$22.60
	13/32"	A08794-001	.[Finish]	\$20.20	\$22.60
	17/32"	A08794-002	.[Finish]	\$20.20	\$22.60
	21/32"	A08794-003	.[Finish]	\$20.20	\$22.60

See next page for wave washer. Protective rings listed above include wave washer.



Non-IC Products

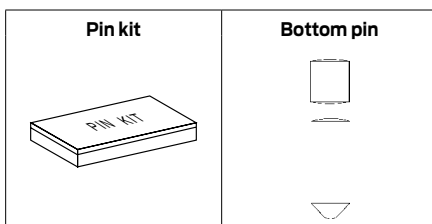
PARTS



CYLINDER COLLARS (Also used for IC cylinders)					
Description	Size	Specify		Price	
		Part number	Finish	626	605, 606, 613, 622, 625, 643E
Blocking ring	1/8"	008876-000	.[Finish]	\$7.80	\$10.10
	3/16"	008876-005	.[Finish]	\$7.80	\$10.10
	1/4"	008876-001	.[Finish]	\$7.80	\$10.10
	3/8"	008876-002	.[Finish]	\$7.80	\$10.10
	1/2"	008876-003	.[Finish]	\$7.80	\$10.10
	5/8"	008876-004	.[Finish]	\$7.80	\$10.10
Rim cylinder	-	008862-000	.[Finish]	\$7.80	\$10.10

See next page for wave washer. Protective rings listed above include wave washer.

OTHER PARTS		Specify	List
Application	Pack qty.	Part number	Pkg. price
Wave washer	-	008789-001-60	\$2.50
Cylinder cap	-	012162-000-10	\$3.60
Hex nut for cam lock and mortise cylinders	-	031100-000-30	\$14.80
Cam screw	100	A02750-000-00	\$34.30
Mortise hotel function instruction plate packet	-	A03039-000-00	\$13.30
Cap retaining pin	10	A12165-000-00	\$10.80
Cap retaining pin	100	A12165-100-00	\$84.20
Spring for retaining pin	100	A12166-000-00	\$15.20



PIN KITS, PINS, TOOLS AND SERVICE EQUIPMENT		Specify	List
Application	Pack qty.	Part number	Pkg. price
Cylinder cap tool - steel	-	1416	\$69.60
Pin kit for restricted keyways (includes follower and cyl. Cap tool)	-	1417	\$404.00
Pin kit, standard (includes follower and cyl. Cap tool)	-	1418	\$538.00
Plug follower	-	1421	\$28.10
Depth key set, 5-pin	-	1453	\$72.00
Depth key set, 6-pin	-	1453-1	\$72.00
Depth key set, 7-pin	-	1453-2	\$9.10
Key gauge for standard keys (.018" systems)	-	030113-000-60	\$11.70



PARTS

Pin kit	Bottom pin
----------------	-------------------

PIN KITS, PINS, TOOLS AND SERVICE EQUIPMENT		Specify	List
Application	Pack qty.	Part number	Pkg. price
Torx screw bit #10	-	030166-T10-30	\$37.20
Torx screw bit #15	-	030166-T15-30	\$37.20
Torx screw bit #20	-	030166-T20-30	\$42.60
Key gauge for restricted keyways (.025" Systems)	-	042613-000-60	\$42.60
Extractor tool	-	35-057	\$32.60
Block-O-Key extractor tool	-	KB536	\$3.60
Universal top pin	100	A08552-000-00	\$13.20
Bottom pins, 0 thru 9: replace; "x" with size (.018" systems)	100	A08553-00X-00	\$13.20
Tumbler springs	100	A08554-000-00	\$16.20
Construction master pins	100	A08556-000-00	\$37.70
Master pins, 2 thru 9: replace; "x" with size (.018" systems)	100	A08580-00X-00	\$13.20
Bottom pins, 0 thru 6: replace; "x" with size (.025" systems)	100	A48553-00X-00	\$13.20
Master pins, 1 thru 6: replace; "x" with size (.025" systems)	100	A48580-00X-00	\$13.20
Emergency release key - Standard size for occupancy indicator	-	61-509	\$16.40
Emergency release key - Large size for occupancy indicator	-	61-510	\$31.20


IC MORTISE CYLINDER CAMS		Specify	List
Description		Part number	Price
Cam kit		1397	\$332.00
Falcon MA CAM for SFIC mortise cylinders (except MA381)		5622-IC	\$22.20
Falcon MA CAM for SFIC mortise cylinders (MA381 inside function)		5620-IC	\$22.20
Falcon MA CAM for SFIC mortise cylinders (MA381 outside function)		5621-IC	\$22.20
Description		Part number	10-Pack Price
Sargent / Yale (7)		A12667-000-00	\$84.50 pkg of 10
Adams Rite MS (8)		A12667-001-00	\$84.50 pkg of 10
Adams Rite 4070		A12667-002-00	\$84.50 pkg of 10
Straight (5), M series non-deadbolt functions		A12667-003-00	\$84.50 pkg of 10
Corbin Russwin master ring (25)		A12667-006-00	\$84.50 pkg of 10
M series deadbolt functions (10)		A12667-007-00	\$84.50 pkg of 10
Schlage L Series (12)		A12667-008-00	\$84.50 pkg of 10
Corbin Russwin, Arrow (11)		A12667-011-00	\$84.50 pkg of 10
Corbin Russwin DL4000		A12667-013-00	\$84.50 pkg of 10
Falcon concealed vertical rod Delta trim - 2010 and earlier (20)		A12667-020-00	\$84.50 pkg of 10
Sargent 7737		A12667-03A-00	\$84.50 pkg of 10
M381 outside (15)		A20278-000-00	\$84.50 pkg of 10

CYLINDER COLLARS
See page 134 for cylinder collars.

MA SERIES
T SERIES
B SERIES
W SERIES
D100 SERIES
D200 SERIES
H2 SERIES
CYLINDERS/KEYS
PORTABLE
INDEX



PARTS



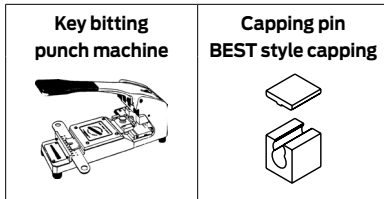
IC THROW MEMBERS (TAILPIECES) & SPACERS FOR CYLINDRICAL LOCKSETS		
Description	Specify Part number	List Price
X Series (except X571, new style)	022175-000-30	\$4.30
X571 new style 6-pin	022175-001-30	\$4.30
X571 new style 7-pin	022175-002-30	\$4.30
RU, T Series most 6-pin	030739-000-30	\$4.30
RU, T Series most 7-pin	030739-001-30	\$4.30
RU381, T381 inside 6-pin	030739-002-30	\$4.30
RU381, T381 inside 7-pin	030739-003-30	\$4.30
B and Y Series	Q001-055	\$4.30
W Series (levers)	Q330-168	\$6.30
W Series (knobs)	Q330-169	\$6.30
Rim conventional (pack of 10)	A12689-000-00	\$15.30 pkg of 10
Retainer, IC rim cylinder (pack of 10)	A12698-000-00	\$24.00 pkg of 10

OTHER IC PARTS		
Description	Specify Part number	List Price
Throw pins, 10-pack	A12663-001-00	\$18.90 / pkg
Throw pins, 10-pack	A12663-002-00	\$18.90 / pkg
Throw pins, 10-pack	A12663-003-00	\$18.90 / pkg
Throw pins, 10-pack	A12663-004-00	\$18.90 / pkg
Throw pins, 10-pack	A12663-008-00	\$18.90 / pkg
Throw pins, 10-pack	A12663-009-00	\$18.90 / pkg
Drivewasher, 10-pack	A12664-010-00	\$18.90 / pkg
Mortise cylinder security screw	002807-000-30	\$1.00

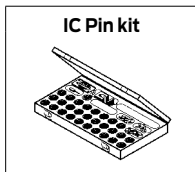
	D111/D211 D141/D241	D121/D221	D131/D231	D251/D271	D261/D261M
Door Range: 1 3/8" to 1 7/8" >1 7/8" to 2 1/4" SFIC: <2"	B520-651 1.6"	B520-667 1.265"	B600-045 0.67"	B520-653 2.875"	B600-041 2.4"
	B520-652 2.0"	NA	B600-046 0.95"	NA	NA
	B202-957 1.4"	B220-032 1.03"	B202-580 0.45"	NA	NA



PARTS



IC TOOLS	Specify	List
Description	Part number	Price each
Key biting punch machine, standard A2 System	1208	\$5,027.00
Capping pin, BEST style capping	1392	\$52.10
Capping block, BEST style capping	1393	\$242.00
Core and key stamping fixture	1398	\$281.00
IC mortise cylinder assembly / disassembly tool set with punch	1400	\$364.00
IC mortise cylinder assembly / disassembly tool	1401	\$331.00
IC cam staking center punch	1402	\$30.30
Ejector tool	1405	\$34.20
Mortise cylinder installation wrench	1407	\$56.40
Pinning block set, Falcon spring cover cores	1411	\$192.00
Pinning block only, Falcon spring cover cores	1414	\$126.00
Tamping plate	1415	\$69.00
Key gauge (A2 System)	012612-000-60	\$23.30
Key gauge (A4 System)	030425-000-60	\$23.30
A4 System depth bar for key biting punch	031034-000-30	\$343.00



IC PIN KITS	Specify	List
Description	Part number	Price each
Pin kit, A2 System complete in wooden case; Falcon spring cover cores (Std.)	1404	\$1,131.00
Pin kit, A2 System complete in wooden case; BEST® style capping	1391	\$1,131.00
Pin kit, A4 System complete in wooden case; Falcon spring cover cores	1403	\$1,131.00
Pin kit, A4 System complete in wooden case; BEST style capping	1390	\$1,131.00

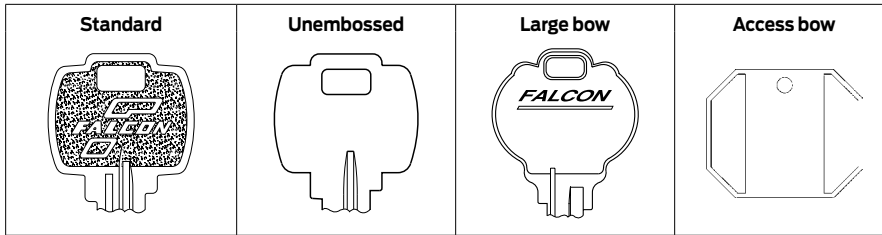
IC PIN, SPRINGS, ETC.	Specify	List
Description	Part number	Price each
A2 top pins, #2 through #19; replace "xx" with size, 100/pkg	A12635-0xx-00	\$17.40 pkg
A2 bottom pins, #0 through #9; replace "xx" with size, 100/pkg	A12636-0xx-00	\$17.40 pkg
A4 top pins, #1 through #11; replace "xx" with size, 100/pkg	A30375-0xx-00	\$17.40 pkg
A4 bottom pins, #0 through #5; replace "xx" with size, 100/pkg	A30376-0xx-00	\$17.40 pkg
Tumbler spring, 100/pkg.	A12637-000-00	\$14.20 pkg
Tumbler spring, 500/pkg.	A12637-500-00	\$37.30 pkg
Caps for BEST style cores, 500/pkg.	A12638-000-00	\$43.30 pkg
Spring cover, 6-pin, 100/pkg.	A12639-001-00	\$43.30 pkg
Spring cover, 7-pin 100/pkg.	A12639-002-00	\$43.30 pkg

MA SERIES
 T SERIES
 B SERIES
 W SERIES
 D100 SERIES
 D200 SERIES
 H2 SERIES
 CYLINDERS/KEYS
 PORTABLE
 INDEX



SOLD SEPARATE

KEYS



KEY BLANKS (Specify keyway and order in multiples of 50 except where specified.)		Specify	Price	
Description	Qty./Wt.	Part number	Open	Restricted
Standard 5-pin	50/1	KB573	\$3.50	N/A
Standard 6-pin		KB577	\$3.50	\$5.00
Standard 7-pin	35/1	KB581	\$4.00	\$5.50
Unembossed 5-pin	50/1	KB751	\$3.60	N/A
Unembossed 6-pin		KB761	\$3.60	\$5.10
Unembossed 7-pin	35/1	KB771	\$4.10	\$5.60
Large bow - 5-pin	25/1	KB544	\$7.60	N/A
Large bow - 6-pin	25/1	KB590	\$7.60	N/A
Emergency - 6-pin	50/1	KB579	\$12.70	\$14.20
Emergency, large bow - 6-pin	25/1	KB592	\$16.80	N/A
Plastic handicap access bow only ¹	1	001911-001-70	\$16.90	N/A
Block-O-Key construction key - 4-pin	1	KB525	\$7.10	N/A
6-pin Schlage C Blank	1	Q330-215	\$4.50	N/A

1. 2" access bow meets Title 24 of The California Code for the Handicapped. Used with existing KB905, KB906, and KB907 keys. Not shown actual size.



SOLD SEPARATE

KEYS

CUT KEYS	Specify	Price	
		Open	Restricted
Description	Part number		
Standard 5-pin	KB574	\$10.40	N/A
Standard 6-pin	KB578	\$10.40	\$11.90
Standard 7-pin	KB582	\$10.40	\$11.90
Unembossed 5-pin	KB794	\$10.40	N/A
Unembossed 6-pin	KB797	\$10.40	\$11.90
Unembossed 7-pin	KB799	\$10.40	\$11.90
Large bow - 5-pin (When furnished with lock - 2 keys) additional per lock	KB545	\$16.90	N/A
Large bow - 5-pin	KB545	\$16.90	N/A
Large bow - 6-pin (When furnished with lock - 2 keys) additional per lock	KB591	\$14.50	N/A
Large bow - 6-pin	KB591	\$14.50	N/A
Emergency - 6-pin	KB580	\$17.20	\$18.70
Emergency - 7-pin	KB584	\$20.60	N/A
Emergency, large bow - 6-pin	KB593	\$21.30	N/A
With 2" handicap access bow, 5-pin (includes 001911-001-70)	KB905	\$23.80	N/A
With 2" handicap access bow, 6-pin (includes 001911-001-70)	KB906	\$23.80	N/A
With 2" handicap access bow, 7-pin (includes 001911-001-70)	KB907	\$23.80	N/A
Block-O-Key construction key - 4-pin	KB531	\$11.00	N/A
Construction key - 5-pin	KB565	\$11.00	N/A
Construction key - 6-pin	KB566	\$11.00	\$12.50
Construction key - 7-pin	KB567	\$11.90	\$13.40
Schlage C - 6-pin	330055	\$10.20	N/A
Schlage C -5-pin	330278	\$10.20	N/A
Schlage Split Key 6-pin	Q330-276	\$13.50	N/A

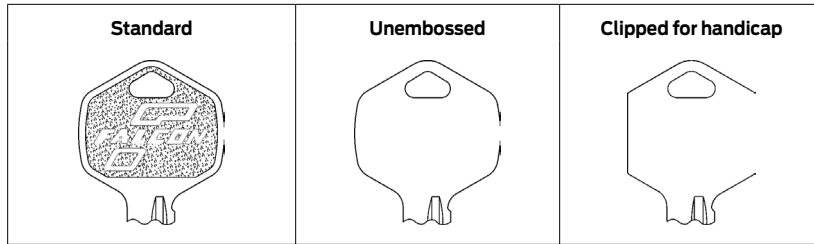
Specify key section to key (blank) numbers.

Prices listed for key blanks and cut keys are for E, G and H sections only. Letter of authorization required for restricted sections; not available to stock; shipped directly to the end user.

MA SERIES
T SERIES
B SERIES
W SERIES
D100 SERIES
D200 SERIES
H2 SERIES
CYLINDERS/KEYS
PORTABLE
INDEX

SOLD SEPARATE

KEYS



IC CORE KEY BLANKS				
Description	Standard	Unembossed both sides	Price	
			Open	Restricted
Standard	KB628	KB718	\$3.70	\$5.20
Stamped CONTROL	KB608	KB744	\$6.90	\$8.40
MA Series EMERGENCY	KB737	KB748	\$10.40	\$11.90
Blade for 2" access bow	KB633	-	\$17.10	\$18.60
Plastic access bow	001911-001-70	-	\$16.90	N/A

IC CORE CUT KEYS						
Description	Standard		Unembossed both sides		Price	
	6-pin	7-pin	6-pin	7-pin	Open	Restricted
Standard	KB632-1	KB632-2	KB673-1	KB673-2	\$10.40	\$11.90
CONTROL	KB609-1	KB609-2	KB778-1	KB778-2	\$13.40	\$14.90
MA Series EMERGENCY	KB738-1	KB738-2	KB779-1	KB779-2	\$15.50	\$17.00
2" Access bow	KB916	KB916-1	-	-	\$17.10	\$18.60

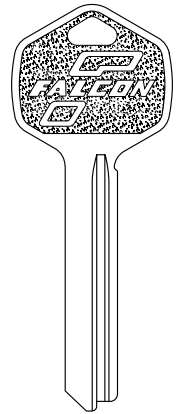
1. Specify keyway.
2. Order standard blanks in multiples of 50.
3. Prices for key blanks and/or cut keys are for single key sections only. Key blanks 50 min. Cut keys no minimum quantity.
4. For double milled key (e.g. DE, EF, FG) add \$4.10 each to prices shown, minimum order quantity of 50 keys.
5. Triple and quadruple milled keys add \$4.60 each to price shown, minimum order quantity of 50 keys.
6. Letter of authorization required for restricted sections; not available to stock; shipped directly to the end user.

BEST® STYLE SFIC CORE KEY BLANKS				
Description	Standard	Unembossed both sides	Price	
			Open	Restricted
Standard	KB800	KB801	\$4.00	\$5.50

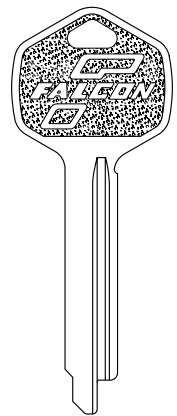
Note: KB800 and KB801 are not available in multi-milled keyways.

BEST® STYLE SFIC CORE CUT KEYS				
Description	Standard	Unembossed both sides	Price	
			Open	Restricted
Standard 6-pin	KB807-1	KB809-1	\$11.00	\$12.50
Stamped control 6-pin	KB811-1	KB813-1	\$14.40	\$15.90
Standard 7-pin	KB807-2	KB809-2	\$16.70	\$18.20
Standard control 7-pin	KB811-2	KB813-2	\$25.60	\$27.10


Standard key tip



Mortise EMK tip



BEST® key



CONSTRUCTION

CONSTRUCTION PROGRAM

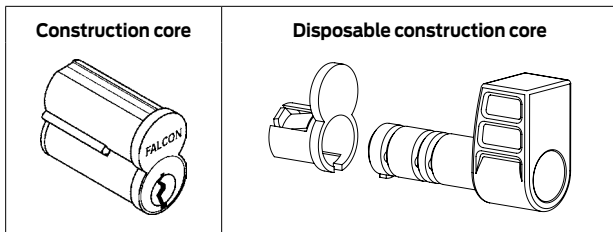
CONSTRUCTION CORE PROGRAM

Keyed construction cores may be ordered with interchangeable core locks and cylinders. These cores may also be ordered separately. All keyed construction cores are assessed a non-refundable handling charge of \$14.20 (p/n 50-231). Standard payment terms apply.

Features:

- 6-pin A keyway.
- 7-pin A keyway.
- Construction cores are a flat black finish on the face. Other colors may be provided. Contact Customer Service for available colors.
- Construction cores are furnished with no keys (NCK). Cut keys must be ordered separately.
- A control key is required to install and remove construction cores. Control keys must be ordered separately.
- Construction cores may be returned for credit in working condition. Credit is issued upon receipt of cores at our factory.

A Return Material Authorization (RMA) must be issued, in order for cores to be returned.



CONSTRUCTION CORE PROGRAM

Description	Specify		Price
	Part number	Suffix	
Construction core 6-pin; Specify "H" suffix when ordering with Locks. Specify "CCA" when ordering with Mortise and Rim Cylinders.	C606CCA	See Note	\$62.00
Construction core 7-pin; Specify "H" suffix when ordering with Locks. Specify "CCA" when ordering with Mortise and Rim Cylinders.	C607CCA	See Note	\$62.00
Cut key for construction core 6-pin (order separately)	KB632-1CCA	-	\$10.40
Cut key for construction core 7-pin (order separately)	KB632-2CCA	-	\$10.40
Cut control key 6-pin (order separately)	KB609-1CCA	-	\$13.40
Cut control key 7-pin (order separately)	KB609-2CCA	-	\$13.40
Disposable construction core; Specify "BDC" suffix when ordering	1408	BDC	\$7.90
Non-refundable handling charge per core	50-231F	-	\$13.60

1. Keyed and temporary construction cores will be installed in locks and cylinders automatically unless otherwise specified on orders.
2. Construction cores for a given project are keyed alike to one of a limited number of combinations nationwide. Different Falcon projects in the same area using the same or different contractors may use the same key. Where a higher degree of security is desired, order a set of cores in 606 or 626 finish keyed alike to a random combination. Specify "KSI." Such cores are not returnable to Falcon but may be reused for other projects.
3. Temporary construction cores are an inexpensive alternative to interior keyed construction cores. This temporary is intended for use on interior door applications or where security on-site is not a concern.

TEMPORARY CONSTRUCTION CORE PROGRAM (DISPOSABLE)

Temporary construction cores may be ordered with interchangeable core locks and cylinders. These cores may also be ordered separately. Standard payment terms apply.

Features:

- Conveniently fits both 6-pin and 7-pin SFIC applications.
- No keys need to be issued.
- Disposable construction cores are not returnable.
- The disposable core is inserted in the lever or knob and is operated by a thumbturn, which retracts the latch bolt.

STAMPING

CYLINDER AND KEY STAMPING

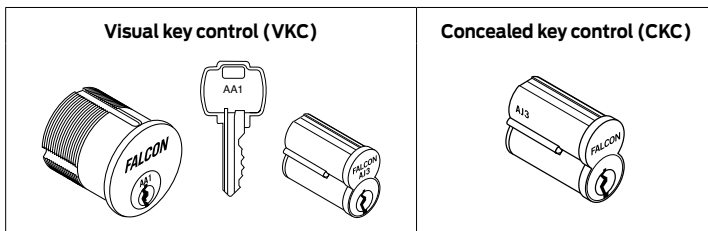
With these options, keys and/or cylinders are stamped with the key symbol (code). This tells how the cylinder is keyed, eliminating trial and error. Lock mix-ups during installation or key mix-ups afterward are less likely to happen - and easier to straighten out if they do. For example, the symbol AA1 shown in the illustration identifies the lock to be operated by grand master key A, master key AA and change key AA1. Upon written authorization from the building owner to an authorized Falcon distributor, a bitting list can be furnished for each job to translate the symbols into key bittings. If a key is lost, a replacement key can be ordered by number from the Falcon distributor.

Visual key control (VKC) - For greater convenience

The key symbol is stamped on the plug face or other visible portion of the front of the cylinder. This makes identification fast and convenient. The disadvantage is that stolen or lost keys can be easily matched to the locks they operate. Also, restamping cylinders when they are rekeyed results in damage to the finish.

Concealed key control (CKC) - For greater security

For greater security, specify CKC (available for IC core only). The key symbol is stamped in a concealed location, such as the rear of the cylinder or the side of an interchangeable core. It is not visible to the general occupants of the building but can be accessed by authorized personnel upon removal of the cylinder or core.



KEY & CORE STAMPING			
Description	Specify part number	Price	
		Standard	I-Core
VKC - Cylinders - Standard and I-Core, Standard and non-standard code	50-002	\$10.00	-
VKC - Visual Key Control, standard symbols (AA1, AA2, etc. on keys)	50-217	\$4.20	\$4.20
Non-standard code letters or numbers than industry standard key symbols on key (5 max.)	50-003	\$10.80	\$10.80
CKC - Cylinders - I-Core only, Standard and non-standard code	50-216	-	\$10.00

SPECIAL & CUSTOM DIE STAMPS		
Description	Specify part number	Price
Keys stamped with custom or special dies x - i.e., STATE OF FLORIDA, DO NOT DUPLICATE, etc.	50-219	\$7.50

BITTING LISTS (KEYING TRANSCRIPTS)		
Description	Specify part number	Price
Bitting list for factory masterkeyed products (requires written authorization from end-user on letterhead)	50-123	\$348.00
Establish new masterkey system for field masterkeying, up to 50 bittings	50-120	\$51.70
Each additional bitting for field masterkeying	50-121	\$6.40
New change key bitting for cylinders keyed in the field	50-122	\$5.20

CHARGES

KEYING CHARGES

MASTER KEYING		
Description	Specify part number	Price
Conventional cylinder Master Keyed (MK), Grand Master Keyed (GMK), Emergency Master Keyed (EMK), and Single Keyed (SKD) groups	50-210	\$29.40
Interchangeable core Master Keyed (MK), Grand Master Keyed (GMK), Emergency Master Keyed (EMK), and Single Keyed (SKD) groups	-	No charge

CONSTRUCTION KEYING - CONVENTIONAL CYLINDER		
Description	Specify part number	Price
Cylinder Lost Ball/Wafer Construction Keyed (CK)	50-211	\$17.40
Cylinder Block-O-Key Construction Keyed (BOK)	50-212	\$17.40
Pack change keys independently for construction keying	60-000	No charge

OTHER KEYING CHARGES		
Description	Specify part number	Price
Cylinder keyed different (KD) or keyed alike to a Falcon selected combination (KA) in sets of 2 or more	-	No charge
Cylinder 0-bitted or 1-bitted, as applicable	-	No charge
Conventional cylinder keyed to a specific combination (keys must be ordered separately)	50-001	\$14.70
Standard cylinder extra key charge	50-215	\$6.20
Extra Cut Key with cylinder/lock	50-232	\$7.70
Pack change keys independently for non-construction keying	60-001	\$0.90 per key

- Any cylinder operated by keys other than its own change key, or Single Keyed (SKD) groups within a master key system are subject to master keying charges. The Falcon Master key department determines and makes the final decision in the selection and use of key. 100% system expansion is allowed for new master key systems, unless otherwise specified.
- Construction keyed cylinder charges are in addition to master keying charges. PKI (Pack Keys Independently) packaging is included at no additional charge.
- Construction keying is not available with SFIC cylinders. Construction cores may be ordered for interchangeable core locks and for mortise and rim cylinders, for use during construction. See Construction Core Program on page 142.
- Block-O-Key construction keying requires 6-pin cylinders and is only available in select keyways.
- Construction keys must be ordered separately. See page 142.
- Conventional cylinders are available 0-bitted.
- Conventional restricted key section cylinders are furnished 1-bitted unless otherwise specified.
- Falcon locks and cylinders are furnished with Falcon G key section, keyed differently (KD) unless otherwise specified.
- Falcon SFIC cylinders are furnished with A keyway, uncombined, without keys when not specified.

OVERTUR™ OVERVIEW

Overtur Key System Management is a fully supported, Allegion proprietary software. By leveraging data available in the Overtur digital environment such as interactive floor plans, door schedules, and opening/hardware information, it helps end users and facility managers move from cumbersome methods of designing, assigning, and managing their key system to an easy-to-use, cloud-based system accessible from anywhere.

Complimentary Key System Design features allow users to build and visualize a key system hierarchy and schematic, survey existing conditions, assign and view key symbols, and conduct key meetings while taking notes in the platform. Once your design is complete, the system outputs a printed graphical schematic and a detailed key schedule with configured part numbers. Access to the software includes unlimited users, automated updates, and support.

Unlock the power of Overtur software with the purchase of a subscription

You can do so much more using Allegion's Overtur software to manage your key system.

Level 1: Manage Bitting and Pinning

Instantly view available bittings, request the next available change keys, and receive results within minutes. Access on-demand bitting lists, pinning charts, and easily manage key symbol descriptions alongside associated openings, all in one intuitive visual interface and see it all within your building's floor plan.

Level 2: Key Control

Gain full key control capability including tracking for key issuance and returns with on-demand reporting, serialization and key rings. Includes customized training and set-up assistance.

How to Place an Order	Overtur™ Software Support
<ul style="list-style-type: none"> ▪ The distributor will place an order with Allegion detailing: <ul style="list-style-type: none"> – End User company name – End User main contact email address ▪ Orders should be sent to Allegion Digital Solutions, separately from your lock or key system order, referencing https://us.allegion.com/en/resources/working-with-allegion/doing-business-with-allegion.html ▪ Email orders to Allegion_Orders@allegion.com 	<p>Overtur Resource Center https://support.overtur.allegion.com</p> <ul style="list-style-type: none"> ▪ Software support ▪ Knowledge center ▪ Onboarding assistance

OVERTUR™
KEY SYSTEM MANAGEMENT SOFTWARE

Distributors submit PO to Allegion Digital Solutions on behalf of an End User. The subscription will be provided from Allegion directly to the End User. The distributor does not need to conduct any digital transaction with the subscription itself.

- The distributor will place an order with Allegion detailing:
 - End User company name
 - End User main contact email address
 - Optional: End User's contact name and address
 - Optional: Allegion Key Structure and Restricted Product account numbers
- Orders should be sent to Allegion Digital Solutions, separately from your lock or key system order, referencing <https://us.allegion.com/en/resources/working-with-allegion/doing-business-with-allegion.html>
- Email orders to Allegion_Orders@allegion.com

After invoicing occurs, Allegion's Overtur Customer Success team will reach out via email to initiate onboarding activities within two business days

INITIAL SUBSCRIPTIONS		
Level 1	Specify	Price
Level 1 initial subscription, 1-year: Key System Design + Manage Bitting/Pinning	OVT-KEY-1YNEW-T1	\$499.00
Level 1 initial subscription, 3-year: Key System Design + Manage Bitting/Pinning	OVT-KEY-3YNEW-T1	\$1,272.00
Level 1 initial subscription, 5-year: Key System Design + Manage Bitting/Pinning	OVT-KEY-5YNEW-T1	\$1,497.00
Level 2	Specify	Price
Level 2 initial subscription, 1-year: Level 1 + Key Control	OVT-KEY-1YNEW-T2	\$2,000.00
Level 2 initial subscription, 3-year: Level 1 + Key Control	OVT-KEY-3YNEW-T2	\$3,400.00
Level 2 initial subscription, 5-year: Level 1 + Key Control	OVT-KEY-5YNEW-T2	\$3,600.00

RENEWAL SUBSCRIPTIONS		
Level 1	Specify	Price
Level 1 renewal subscription, 1-year: Key System Design + Manage Bitting/Pinning	OVT-KEY-1YREN-T1	\$499.00
Level 1 renewal subscription, 3-year: Key System Design + Manage Bitting/Pinning	OVT-KEY-3YREN-T1	\$1,272.00
Level 1 renewal subscription, 5-year: Key System Design + Manage Bitting/Pinning	OVT-KEY-5YREN-T1	\$1,497.00
Level 2	Specify	Price
Level 2 renewal subscription, 1-year: Level 1 + Key Control	OVT-KEY-1YREN-T2	\$1,000.00
Level 2 renewal subscription, 3-year: Level 1 + Key Control	OVT-KEY-3YREN-T2	\$2,550.00
Level 2 renewal subscription, 5-year: Level 1 + Key Control	OVT-KEY-5YREN-T2	\$3,000.00

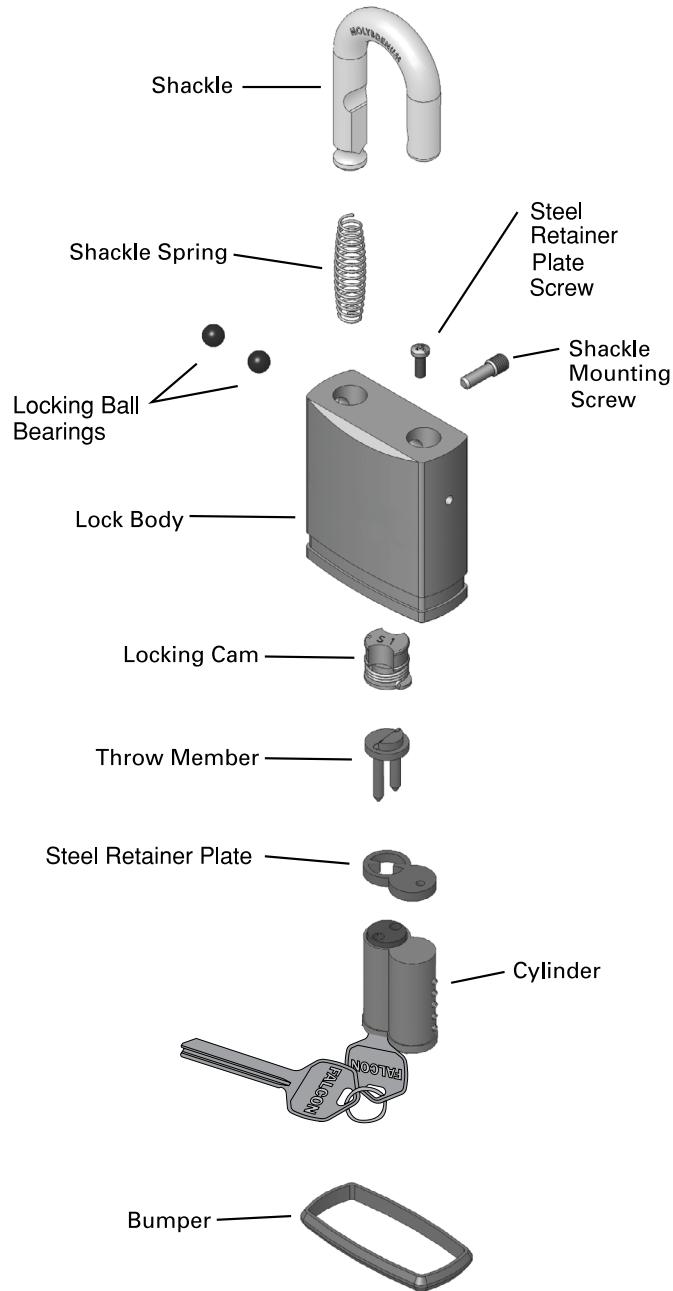
 MA SERIES
 T SERIES
 B SERIES
 W SERIES
 D100 SERIES
 D200 SERIES
 H2 SERIES
 CYLINDERS/KEYS
 PORTABLE
 INDEX

PORTABLE SECURITY

Padlocks and special security products

KS Series Padlock Parts

Exploded View - SFIC



Contents

Portable security | Overview 147

- Cable locks 149
- SFIC - Less cylinder 149
- Special security 150

Portable security | Parts 151

- Commercial series: Replacement shackles 151

Standard features for commercial series padlocks

Certification	Meets or exceeds ASTM standards for standard steel shackle, shackle cutting, and corrosion resistance.
Lock body	Chrome plated brass - resists corrosion
Shackle	Hardened steel alloy, double deadbolt locking mechanism
Cylinder ¹	Accepts Falcon 6-pin or 7-pin small format interchangeable core (SFIC), as well as SFIC products from other manufacturers
Cylinder finish	606 Satin Brass

¹ All padlocks supplied less cylinder. Cylinders must be ordered separately.

Important ordering information


Locks must be ordered in case quantities; this does not apply to factory ordered Falcon branded 955 Series locks.

Case quantity is listed with each product. All prices listed are unit prices.

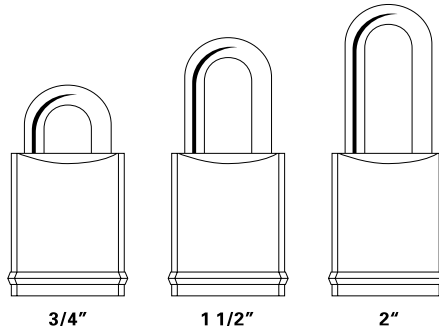
Note: All Falcon cylinders will ship separately.

CABLE LOCKS

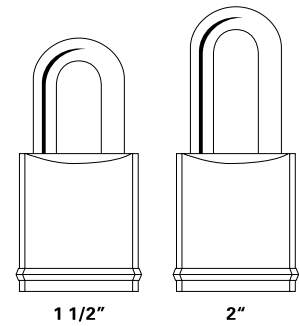
10 Series -
1/4" Shackle diameter



20 Series -
5/16" Shackle diameter



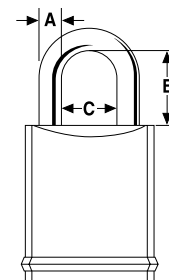
40 Series -
3/8" Shackle diameter



SFIC - LESS CYLINDER

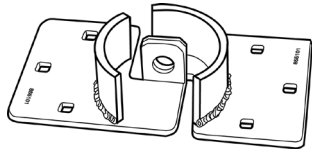
LESS CYLINDER - CHROME PLATED BRASS BODY														
UPC 720018-	Part number	Body size			Shackle dimension			Shackle dimension (metric)			Cylinder type	Case pack	Master pack	List price each
		Width	Height	Depth	A	B	C	A	B	C				
KS112 SERIES														
997658	KS11D1200	1-25/32"	2-3/16"	7/8"	1/4"	1-1/2"	3/4"	6.4mm	38mm	19mm	SFIC	6	24	\$44.60
997641	KS11F1200	1-25/32"	2-3/16"	7/8"	1/4"	2"	3/4"	6.4mm	51mm	19mm	SFIC	6	24	\$46.50
KS21 SERIES														
997498	KS21D1200	1-25/32"	2-3/16"	7/8"	5/16"	1-1/2"	3/4"	8mm	38mm	19mm	SFIC	6	24	\$47.30
997481	KS21F1200	1-25/32"	2-3/16"	7/8"	5/16"	2"	3/4"	8mm	51mm	19mm	SFIC	6	24	\$49.10
KS41 SERIES														
997375	KS41D1200	1-15/16"	2-3/16"	7/8"	3/8"	1-1/2"	3/4"	9.5mm	38mm	19mm	SFIC	6	24	\$46.90
997368	KS41F1200	1-15/16"	2-3/16"	7/8"	3/8"	2"	3/4"	9.5mm	51mm	19mm	SFIC	6	24	\$49.10

Note: Product is shipped without cylinder. For cylinder options: see [Cylinders](#).
Keying options: see [Keys and Keying](#). See Terms and Conditions for more information.
Case quantity is 6.

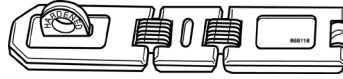


Shackle Dimensions

SPECIAL SECURITY



855101



855118

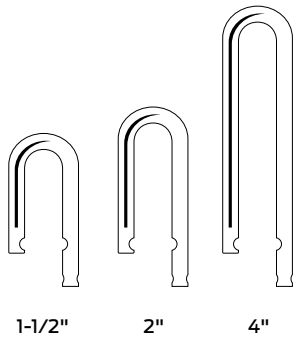
SPECIALTY SECURITY PRODUCTS					
HASPS - HIGH-SECURITY					
UPC	Part number	Description	Body dimension	Carton quantity	List price each
720018855101	855101	Vehicle or gate security hasp	8-1/2" x 4-1/2"	3	\$55.60
720018855118	855118	Flexible double-hinge steel security hasp	7-3/4" x 1-3/4"	6	\$17.80

- MA SERIES
- T SERIES
- B SERIES
- W SERIES
- D100 SERIES
- D200 SERIES
- H2 SERIES
- CYLINDERS/KEYS
- PORTABLE**
- INDEX

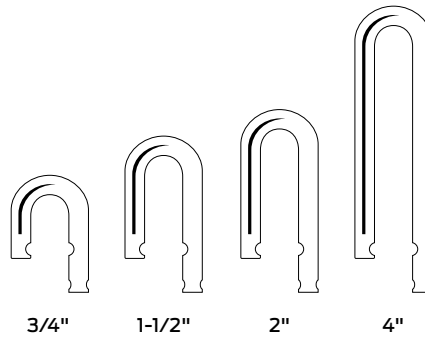
PARTS

Important ordering information: Locks must be ordered in case quantities; this does not apply to factory ordered Falcon branded 955 Series locks. Case quantity is listed with each product. All prices listed are unit prices.

20 Series shackles

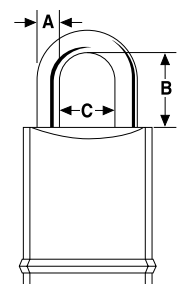


40 Series shackles



COMMERCIAL SERIES: REPLACEMENT SHACKLES										
UPC 720018-	Part number	Shackle dimension			Shackle dimension (metric)			Box quantity	Carton quantity	List price each
		A	B	C	A	B	C			
HARDENED STEEL SHACKLES - FOR USE WITH 20 SERIES PADLOCKS										
997115	KZ11G20	5/16"	4"	3/4"	8mm	102mm	19mm	6	36	\$16.70
BRASS SHACKLES - FOR USE WITH 10 SERIES PADLOCKS										
997009	KZ12G10	1/4"	4"	3/4"	6.4mm	102mm	19mm	6	36	\$13.30
BRASS SHACKLES - FOR USE WITH 20 SERIES PADLOCKS										
996996	KZ12G20	5/16"	4"	3/4"	8mm	102mm	19mm	6	36	\$16.60
BRASS SHACKLES - FOR USE WITH 40 SERIES PADLOCKS										
996989	KZ12G40	3/8"	4"	3/4"	9.5mm	102mm	19mm	6	18	\$20.50
STAINLESS STEEL SHACKLES - FOR USE WITH 20 SERIES PADLOCKS										
001294	KZ13D20	5/16"	1-1/2"	3/4"	8mm	38mm	19mm	6	36	\$11.40
001300	KZ13F20	5/16"	2"	3/4"	8mm	51mm	19mm	6	36	\$11.90
STAINLESS STEEL SHACKLES - FOR USE WITH 40 SERIES PADLOCKS										
001317	KZ13D40	3/8"	1-1/2"	3/4"	9.5mm	38mm	19mm	6	36	\$14.40
001324	KZ13F40	3/8"	2"	3/4"	9.5mm	51mm	19mm	6	36	\$14.90

Note: All Falcon cylinders will ship separately.



Shackle Dimensions

Locks Product Index

Part No.	Page	Part No.	Page	Part No.	Page	Part No.	Page
10-001	116	973	120	5620-IC	136	030733-000-55	45
10-026	116	974	120	5620-STD	133	030733-002	45
10-027	116	984D	120	5621-IC	136	030739-000-30	137
10-064	88, 102	985	120	5621-STD	133	030739-001-30	137
10-087	88, 102	985D	120	5622-IC	136	030739-002-30	137
10-092	88, 102, 115	985T	120	5622-STD	133	030739-003-30	137
10-094	88, 102, 115	986	120	008789-001-60	135	030740-000	42
10-095	88, 102, 115	986T	120	008862-000	135	030740-001	42
10-109	116	987	120	008876-000	135	030740-002	42
10-116	115	988	120	008876-001	135	030742-000	42
10-121	116	990	120	008876-002	135	030742-001	42
10-122	116	992	120	008876-003	135	030742-002	42
10-123	116	1208	138	008876-004	135	030744-000	42
10-124	116	001294	151	008876-005	135	030744-001	42
12-626	87, 101	001300	151	012162-000-10	135	030744-002	42
35-057	136	001317	151	012612-000-60	138	030755-005-30	46
36-071	87, 101	001324	151	021164-016	46, 59	030787-000-70	45
37-016	86, 100, 115	1387	45	022104-000-30	44	030831-004-30	46
38-031	87, 101	1388	45	022105-000-30	44	030926-001	42
43-005	41, 44	1390	138	022106-002-55	44	030926-002	42
50-001	144	1391	138	022108-000-60	44	030926-003	42
50-002	143	1392	138	022112-000-30	44	030927-001	42
50-003	143	1393	138	022175-000-30	137	030927-002	43
50-210	144	1396	133	022175-001-30	137	030927-003	43
50-211	144	1397	136	022175-002-30	137	030928-001	43
50-212	144	1398	138	022986-001-50	44	030928-002	43
50-215	144	1400	138	024416-012	46, 59	030928-003	43
50-216	143	1401	138	030057-002	27	030929-001	42
50-217	143	1402	138	030113-000-60	135	030929-002	42
50-219	143	1403	138	030166-T10-30	135	030929-003	42
50-231F	142	1404	138	030166-T15-30	136	030930-001	43
50-232	144	1405	138	030166-T20-30	136	030930-002	43
60-000	144	1407	138	030425-000-60	138	030930-003	43
60-001	144	1408	142	030480-004-00	133	030996-001	42
61-500	90, 104	1411	138	030654-000-625	44	030996-002	42
61-501	90, 104	1414	138	030654-000-626	44	030996-003	42
61-502	90, 104	1415	138	030703-000-30	44	031034-000-30	138
61-503	90, 104	1416	135	030704-002-30	45	031100-000-30	135
61-504	104	1417	135	030706-002	43	031511-000-30	45
61-505	104	1418	135	030709-000-60	45	031514-000-30	45
61-506	104	1421	135	030712-000-30	45	031515-004-30	46
61-507	90, 104	1453	135	030712-001-30	45	031516-000-70	45
61-509	101, 136	1453-1	135	030718-000-30	45	031531-006-30	46
61-510	101, 136	1453-2	135	030718-001-30	45	031533-006-30	46
250	120	001911-001-70	139, 141	030722-000-30	45	031700-002	57
251	120	002770-016-30	46	030724-000-30	45	031701-002	57
252	120	002807-000-30	137	030726-000-30	45	031702-000	57
253	120	005099-000	86	030726-007-30	45	031703-000	57
945	131	005099-000-30	27,	030728-000	45	031705-000-30	59
950	131	41, 44, 56, 59, 100		030729-000-70	45	031718-000	59
951	120	005161-000	44, 59	030732-000-30	45	031719-000	59
954	131	005164-000	44, 59	030732-001-30	45	031741-000-50	59

Part No.	Page	Part No.	Page	Part No.	Page	Part No.	Page
042613-000-60	136	A7881-12RX	28	A12663-004-00	137	A23160-2	127
330055	140	A7881-24	28	A12663-008-00	137	A23160-3	128
330278	140	A7881-24RX	28	A12663-009-00	137	A23160-4	128
855101	150	A08350-000-00	133	A12664-010-00	137	A23160-5	128
855118	150	A08355-000-00	134	A12667-000-00	136	A23160-6	128
996989	151	A08395-000-00	134	A12667-001-00	136	A23160-7	127
996996	151	A08552-000-00	136	A12667-002-00	136	A23160-8	128
997009	151	A08553-00X-00	136	A12667-003-00	136	A23160-10	127
997115	151	A08554-000-00	136	A12667-03A-00	136	A23160-11	127
997368	149	A08556-000-00	136	A12667-006-00	136	A23160-12	128
997375	149	A08580-00X-00	136	A12667-007-00	136	A23160-13	127
997481	149	A8737-1	26	A12667-008-00	136	A23160-14	127
997498	149	A8737-2	26	A12667-011-00	136	A23160-15	127
997641	149	A8737-3	26	A12667-013-00	136	A23160-16	127
997658	149	A8737-4	26	A12667-020-00	136	A23160-17	127
23981111	44	A8737-5	26	A12689-000-00	137	A23160-18	127
23981129	44	A08790-000	134	A12698-000-00	137	A23160-19	127
23981137	44	A08790-001	134	A20065-000-00	133	A23160-20	127
23981145	44	A08790-002	134	A20069-000-00	133	A23160-21	127
23981152	44	A08790-003	134	A20278-000-00	136	A23160-22	127
23981160	44	A08790-004	134	A22164-000-00	133	A23160-23	127
24074387	44	A08794-000	134	A22164-001-00	133	A23160-24	127
24483760	44	A08794-001	134	A22164-002-00	133	A23160-25	127
720018855101	150	A08794-002	134	A22164-003-00	133	A23160-26	127
720018855118	150	A08794-003	134	A22169-000-00	133	A23161	121, 126
A02750-000-00	135	A08867-000-00	133	A22169-002-00	133	A23161-01	125
A03039-000-00	135	A09888-000-00	133	A23151	121, 125	A23161-02	121, 126
A05185-000	44	A09894-001-00	133	A23151-01	125	A23161-03	121, 126
A05185-004	44	A09894-002-00	133	A23151-02	121, 125	A23161-05	121, 126
A7801	27	A09894-003-00	133	A23151-03	121, 124, 125	A23161-06	121, 122, 125, 126
A7802	27	A09894-021-00	133	A23151-05	121, 125	A23161-07	121, 126
A7804	27	A09894-022-00	133	A23151-06	121, 122, 125	A23162	121, 126
A7805	27	A09894-023-00	133	A23151-07	121, 125	A23162-02	121, 126
A7807	27	A09897-000-00	133	A23152	121, 125	A23165	126
A7808	28	A09897-024	120	A23152-02	121, 125	A23165-02	122, 125
A7809	27	A09897-024-00	133	A23155	125	A23166	130
A7813	27, 28	A09898-000-00	133	A23155-02	122, 125	A23166-1	130
A7814	27	A09899-000-00	133	A23159-000	128	A23166-2	130
A7815	28	A12053-000-00	134	A23159-1	128	A23166-3	130
A7816	28	A12165-000-00	135	A23159-2	127	A23166-4	130
A7819	27	A12165-100-00	135	A23159-3	128	A23166-5	130
A7820	28	A12166-000-00	135	A23159-4	128	A23166-6	130
A7821	28	A12635-0xx-00	138	A23159-5	128	A23166-7	130
A7822	27	A12636-0xx-00	138	A23159-6	128	A23166-8	130
A7829	28	A12637-000-00	138	A23159-7	127	A23166-10	130
A7830	27	A12637-500-00	138	A23159-8	128	A23166-11	130
A7831	27	A12638-000-00	138	A23159-10	127	A23166-12	130
A7851-12	28	A12639-001-00	138	A23159-11	127	A23166-13	130
A7851-12RX	28	A12639-002-00	138	A23159-12	128	A23167	129
A7851-24	28	A12663-001-00	137	A23159-13	127	A23167-1	129
A7851-24RX	28	A12663-002-00	137	A23160-000	128	A23167-2	128
A7881-12	28	A12663-003-00	137	A23160-1	128	A23167-3	129

MA SERIES
T SERIES
B SERIES
W SERIES
D100 SERIES
D200 SERIES
H2 SERIES
CYLINDERS/KEYS
PORTABLE
INDEX

Part No.	Page	Part No.	Page	Part No.	Page	Part No.	Page
A23167-4	129	A23174-12	129	A30915-000-00	45	A57630-00D	58
A23167-5	129	A23174-13	128	A30915-001-00	45	A57631-000	58
A23167-6	129	A24264-000-00	134	A31517-000-00	43	A57631-00D	58
A23167-7	129	A28351-000-00	133	A31517-001-00	43	A57635-000	58
A23167-8	129	A30028	124, 125	A31518-000-00	43	A57635-00D	58
A23167-10	129	A30028-01	124, 125	A31518-001-00	43	AE55012-OC	25
A23167-11	128	A30034-001-00	134	A31544-00	42	AE55012-OT	25
A23167-12	129	A30036-01	126	A31706-000-00	57	AE77012-IE	26
A23167-13	128	A30037-000-00	134	A31707-000-00	57	AE77012-IT	26
A23168	129	A30038-000-00	134	A31707-002-00	57	AE77012-OC	26
A23168-1	129	A30040	124, 125	A31708-000	57	AE77012-OK	26
A23168-2	128	A30040-01	124, 126	A31708-001	57	AE77012-OP	26
A23168-3	129	A30375-0xx-00	138	A31708-002	57	AE77012-OT	26
A23168-4	129	A30376-0xx-00	138	A31708-003	57	AE77029	25
A23168-5	129	A30480-004-00	134	A31709-000-00	57	AE77140	25
A23168-6	129	A30730-001-00	134	A31709-001-00	57	AE77280	25
A23168-7	129	A30730-002-00	134	A31714-000-00	57	AE77310	25
A23168-8	129	A30730-003-00	134	A31714-001-00	57	AE77321	25
A23168-10	129	A30730-004-00	134	A31715-000-00	57	AE77360	25
A23168-11	128	A30730-006-00	134	A31715-001-00	57	AE77526	25
A23168-12	129	A30746-000-00	45	A31716-000-00	57	AE77760	25
A23168-13	128	A30747-000-00	45	A31716-001-00	57	AE87012-OC	26
A23169	130	A30748-000-00	43	A31727-005-00	56	AE87012-OK	26
A23169-1	130	A30748-001-00	43	A31739-000	57	AE87012-OT	26
A23169-2	130	A30749-060-00	45	A31739-001	57	AE87212-IC	26
A23169-3	130	A30749-070-00	45	A31750-000	57	AS5813	27
A23169-4	130	A30753-00	42	A31750-001	57	AS75319	25
A23169-5	130	A30753-01	42	A31751-000	57	AS76029	25
A23169-6	130	A30756-000-00	43	A31751-001	57	AS76140	25
A23169-7	130	A30756-001-00	43	A31764-000	57	AS76280	25
A23169-8	130	A30758-000-00	43	A31767-000	59	AS76310	25
A23169-10	130	A30758-001-00	43	A48553-00X-00	136	AS76319	25
A23169-11	130	A30759-000-00	43	A48580-00X-00	136	AS76321	25
A23169-12	130	A30759-001-00	43	A57420-000	58	AS76360	25
A23169-13	130	A30760-000-00	43	A57420-00D	58	AS76526	25
A23171-01	121, 126	A30760-001-00	43	A57421-000	58	AS76760	25
A23171-02	121, 126	A30761-000-00	43	A57421-00D	58	AS76853	25
A23171-05	121, 126	A30765-000-00	43	A57425-000	58	B202-578	116
A23171-06	121, 126	A30767-000-00	43	A57425-00D	58	B302-041	87, 101
A23171-07	121, 126	A30767-001-00	43	A57430-000	58	B302-045	87, 101
A23172-02	121, 126	A30769-000-00	43	A57430-00D	58	B502-873	116
A23174	129	A30769-001-00	43	A57431-000	58	B520-298	89, 103
A23174-1	129	A30773-000-00	43	A57431-00D	58	B520-649	87, 101
A23174-2	128	A30773-001-00	43	A57435-000	58	B520-650	87, 101
A23174-3	129	A30775-000-00	45	A57435-00D	58	B520-651	133
A23174-4	129	A30780-000-00	45	A57620-000	58	B520-652	133
A23174-5	129	A30780-001-00	45	A57620-00D	58	B600-018	87, 101
A23174-6	129	A30906-001-00	45	A57621-000	58	B600-045	133
A23174-7	129	A30906-060-00	45	A57621-00D	58	B600-046	133
A23174-8	129	A30906-070-00	45	A57625-000	58	B600-047	89, 103
A23174-10	129	A30913-000-00	45	A57625-00D	58	B600-053	89, 103
A23174-11	128	A30913-001-00	45	A57630-000	58	B600-066	89, 103

Part No.	Page	Part No.	Page	Part No.	Page	Part No.	Page
B600-071	134	KB577	139	KB907	140	Q100-102	115
B600-078	89, 103	KB578	140	KB916	141	Q100-104	124, 126
B600-100	89, 103	KB579	139	KB916-1	141	Q100-105	124, 125
B600-101	89, 103	KB580	140	KS11D1200	149	Q100-108	127
C262-xx	118	KB581	139	KS11F1200	149	Q330-041	115
C265-xx	118	KB582	140	KS21D1200	149	Q330-148	74
C603-897	89, 103	KB584	140	KS21F1200	149	Q330-149	74
C606	119	KB590	139	KS41D1200	149	Q330-150	74
C606CCA	142	KB591	140	KS41F1200	149	Q330-151	74
C607	119	KB592	139	KZ11G20	151	Q330-152	122, 128
C607CCA	142	KB593	140	KZ12G10	151	Q330-154	122, 126
C608	119	KB608	141	KZ12G20	151	Q330-156	130
C609	119	KB609-1	141	KZ12G40	151	Q330-158	129
C646	119	KB609-1CCA	142	KZ13D20	151	Q330-160	130
C647	119	KB609-2	141	KZ13D40	151	Q330-164	75, 133
C648	119	KB609-2CCA	142	KZ13F20	151	Q330-166	129
C649	119	KB628	141	KZ13F40	151	Q330-168	75, 137
C953-xx	118	KB632-1	141	M204-198	45	Q330-169	75, 137
C977-xx	118	KB632-1CCA	142	OVT-KEY-1YNEW-T1	146	Q330-170	75
C987-xx	118	KB632-2	141	OVT-KEY-1YNEW-T2	146	Q330-175	102, 115
C988-xx	118	KB632-2CCA	142	OVT-KEY-1YREN-T1	146	Q330-176	88
C990-xx	118	KB633	141	OVT-KEY-1YREN-T2	146	Q330-177	102, 115
C991-xx	118	KB673-1	141	OVT-KEY-3YNEW-T1	146	Q330-178	88
C992-xx	118	KB673-2	141	OVT-KEY-3YNEW-T2	146	Q330-179	75
C997-xx	118	KB718	141	OVT-KEY-3YREN-T1	146	Q330-182	75
CB806	119	KB737	141	OVT-KEY-3YREN-T2	146	Q330-192	74
CB807	119	KB738-1	141	OVT-KEY-5YNEW-T1	146	Q330-193	74
CB808	119	KB738-2	141	OVT-KEY-5YNEW-T2	146	Q330-194	74
CB809	119	KB744	141	OVT-KEY-5YREN-T1	146	Q330-195	74
CB846	119	KB748	141	OVT-KEY-5YREN-T2	146	Q330-196	74
CB847	119	KB751	139	PE1396	27	Q330-197	74
CB848	119	KB761	139	Q001-046	59	Q330-198	74
CB849	119	KB771	139	Q001-048	44, 59	Q330-199	74
E77012-IB	26	KB778-1	141	Q001-049	44, 59	Q330-200	74
E77012-IC	26	KB778-2	141	Q001-055	137	Q330-201	74
E77012-1K	26	KB779-1	141	Q005-085	75	Q330-202	74
E77012-1P	26	KB779-2	141	Q033-026	75	Q330-203	74
E77300	28	KB794	140	Q033-066	127	Q330-204	74
E77301	28	KB797	140	Q033-067	127	Q330-205	74
E77306	28	KB799	140	Q033-069	127	Q330-206	74
E77307	28	KB800	141	Q033-070	127	Q330-207	74
J250-028	88, 89, 102, 103	KB801	141	Q033-071	127	Q330-208	74
KB525	139	KB807-1	141	Q033-072	128	Q330-209	74
KB531	140	KB807-2	141	Q033-073	128	Q330-210	129
KB536	136	KB809-1	141	Q033-074	128	Q330-215	139
KB544	139	KB809-2	141	Q033-075	130	Q330-237	128
KB545	140	KB811-1	141	Q033-076	130	Q330-238	126
KB565	140	KB811-2	141	Q033-077	128	Q330-239	130
KB566	140	KB813-1	141	Q033-078	128	Q330-240	129
KB567	140	KB813-2	141	Q033-079	128	Q330-241	129
KB573	139	KB905	140	Q100-100	115	Q330-242	129
KB574	140	KB906	140	Q100-101	115	Q330-243	130

- MA SERIES
- T SERIES
- B SERIES
- W SERIES
- D100 SERIES
- D200 SERIES
- H2 SERIES
- CYLINDERS/KEYS
- PORTABLE
- INDEX**

Part No.	Page	Part No.	Page	Part No.	Page	Part No.	Page
Q330-245.....	128	Q330-430 BRK	42	Q500-012.....	123, 125	Q500-071-5C	127
Q330-245-5	127	Q330-430 BRW.....	42	Q500-014.....	123, 126	Q500-072	123, 125
Q330-246.....	126	Q330-430 LAT	42	Q500-021.....	123, 125	Q630-306	122
Q330-247.....	130	Q330-430 LON	42	Q500-022	123, 125	Q630-310.....	122
Q330-248.....	129	Q330-431 BRK	42	Q500-046.....	123, 126	Q630-311.....	122
Q330-249.....	129	Q330-431 BRW	42	Q500-047	123, 126	R525-256.....	89, 103
Q330-250.....	129	Q330-431 LAT.....	42	Q500-054.....	123, 125	S206-504.....	116
Q330-251	130	Q330-431 LON	42	Q500-055	123, 125	S206-505.....	116
Q330-253.....	102	Q330-432 BRK.....	42	Q500-056.....	123, 125	S206-506	116
Q330-254.....	102	Q330-432 BRW	42	Q500-057	123, 126	S76012.....	25
Q330-256.....	88	Q330-432 LAT	42	Q500-058.....	123, 125	S76206	27
Q330-257.....	88	Q330-432 LON.....	42	Q500-059.....	123, 126	S76300	28
Q330-270.....	45	Q330-433 BRK.....	42	Q500-064.....	123, 125	S76301.....	28
Q330-271	45	Q330-433 BRW	43	Q500-065.....	123, 125	S76306	28
Q330-276.....	140	Q330-433 LAT	43	Q500-065-5C	127	S76307	28
Q330-282.....	75	Q330-433 LON.....	43	Q500-066.....	123, 125	S76802	27
Q330-391	122	Q330-447.....	75	Q500-067	123, 125	S76806.....	27
Q330-396	122	Q330-448	75	Q500-069.....	123, 125	S76816.....	27
Q330-397.....	122	Q500-010	123, 125	Q500-070	123, 125		

Contents

Available finishes 158
General exit device information159
Factors affecting exit devices 160
How to order..... 161

Exit devices

Pushpad architectural heavy duty

25 Series163
 Overview.....163
 Configure a product167
 Rim devices (25-R).....167
 Surface vertical rod devices (25-V)168
 Mortise lock devices (25-M)169
 Concealed vertical rod devices (25-C) 170
 Wood Door Concealed vertical rod devices (25-CWDC).....171
 Options172
 Trim.....174
 Strikes.....175
 Accessories.....176
 Kits177
 Parts.....178
 Exploded view184

24 Series 198
 Overview.....198
 Configure a product 201
 Rim devices (24-R)..... 201
 Surface vertical rod devices (24-V) 202
 Concealed vertical rod devices (24-C) 203
 Wood Door Concealed vertical rod devices (24-CWDC).....204
 Options205
 Trim.....206
 Strikes.....207
 Accessories.....207
 Kits208
 Parts.....210
 Exploded view 216

Light-to-medium duty

19 Series.....228
 Overview..... 228
 Configure a product 230
 Rim devices (19-R)..... 230
 Surface vertical rod devices (19-V)231
 Options232
 Trim.....233
 Strikes.....234
 Accessories.....234
 Kits235
 Parts.....236
 Exploded view 238

20 Series243
 Overview.....243
 Configure a product 244
 Rim devices (20-R)..... 244
 Surface vertical rod devices (20-V) 244
 Trim.....245

Pushpad commercial medium duty

1690/1790 Series246
 Overview..... 246
 Configure a product247
 Concealed vertical rod pushpad devices247
 Rim type pushpad devices.....248
 Options and kits 249
 Strikes.....250
 Accessories.....250
 Parts.....251
 Exploded view and device parts252

Crossbar narrow stile

1990/2090 Series.....255
 Overview.....255
 Configure a product 256
 Concealed vertical rod crossbar devices.... 256
 Rim crossbar devices.....257
 Options258
 Strikes.....258
 Accessories.....258
 Parts.....259
 Exploded view and device parts260

Exit accessories

Mullions and mullion parts..... 265
 Sex bolts.....268
 Delayed egress system268

AVAILABLE FINISHES

BHMA	US	DESCRIPTION
605/666	US3	Bright Brass
606/667	US4	Satin Brass
611/705	US9	Bright Bronze
612/668/725	US10	Satin Bronze
343/643E	US11	Aged Bronze
613/703	US10B	Satin Bronze, Oil Rubbed
619/670	US15	Satin Nickel
622	US19/P35	Flat Black Painted
625/672	US26	Polished Chrome
626/702	US26D	Satin Chrome
628	US28	Anodized Aluminum, Clear (Satin)
629	US32	Bright Stainless Steel
630	US32D	Satin Stainless Steel
689	P28/SP28	Silver Painted (Resembles Aluminum Finish)
600	USP	Prime Coat
695	P13/SP313	Dark Bronze Painted (Spray Duranodic)
710	DC13/313AN	Anodized Aluminum, Duranodic Dark Bronze
711	DC35	Anodized Aluminum, Flat Black

1. Material substrate varies by device component, US and BHMA code used represents overall finish appearance of assembled device.
2. Depending on the model of device chosen, 689 (SP28) and 695 (SP313) contain certain exposed parts that are molded from black plastic material or black powder coated finish.
3. When split finish is desired, the finish listed first is understood to be the outside finish.
4. See specific device pages for available finishes by device.

25 SERIES

24 SERIES

19 SERIES

20 SERIES

1690/1790 SERIES

1990/2090 SERIES

ACCESSORIES

GENERAL EXIT DEVICE INFORMATION

(Specific to the Falcon 19, 24, and 25 Series exit devices)

All products listed meet ANSI A156.3 Grade 1 standard. Devices will be furnished for hollow metal doors 3'0" x 7'0" x 1-3/4" full flush, with 5/8" high frame stops unless specified otherwise.

DOOR WIDTHS

EXIT DEVICES for door widths exceeding 4'0" are custom applications. Specify the exact door width and consult factory for price and availability. For device widths on narrow stile aluminum and glass doors, consult factory.

DOOR THICKNESS

EXIT DEVICES are furnished at prices listed for door thicknesses of 1-3/4" with standard centerlines. Other door thicknesses and/or offset installations may require additional charges for the device, trim, control and/or strike. Consult factory.

DOOR HEIGHTS/DEVICE CENTERLINE

SURFACE and CONCEALED VERTICAL ROD DEVICES for heights over 7'0" up to 8'0", extension rods are furnished at no additional charge. For heights over 8'0" up to 10'0" extension rods are furnished at prices shown on specific device parts pages. For doors higher than 10'0" or when centerline is other than standard, specify exact height. Consult factory for price.

86 OR 161 DOOR PREPARATIONS

When devices will apply over a 86 or 161 door preparation, consult factory.

DEVICE MOUNTING SCREWS

Machine screws are furnished with Fire Exit Devices. Sheet metal screws are furnished with Panic Devices. Machine screws can be substituted at no additional charge, specify AMS.

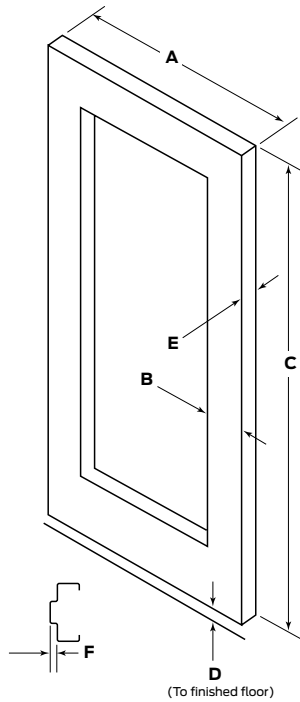
SUBSTITUTION OF OUTSIDE TRIM OR STRIKES

When other than standard is desired, deduct price of standard and add price of item used. Check catalog for compatibility. Lever trim is furnished standard Dane. Optional lever designs of Avalon, Quantum, and Sutro are available at no additional charge.

ELECTRIC ACCESSORIES

When specifying Electrical Products, consult catalog or factory to ensure all coordinating accessories have been considered. All electric devices must use respective power supply for warranty to apply.

FACTORS AFFECTING EXIT DEVICES



A Door width

Specify exact door width. This determines what size device is supplied. If door width not specified, 3' is furnished standard.

B Stile width

Determines which series can be used because of the dimension of the active or inactive case. In conjunction with the door width, the width of the device is also affected.

C Door height

Rod lengths and extension rod requirements for surface vertical or concealed vertical rod devices are determined by height.

D Undercut

Bottom rods and bottom latches or bolts for vertical rod applications are affected by the distance between the bottom of the door and the surface to which the strike will apply; 1/4" minimum, 3/4" maximum.

E Thickness

When trim is used with a device it is affected by thickness as is the length of fasteners and cylinders.

F Stop height

The type of strike and affect on backsets is determined by the stop (5/8" standard)

Glass bead

In the case of touch bar devices, Series 19, 24 and 25, glazing bead or trim can interfere with the device requiring shim kits with modified trim and/or device.

Fire labels

As a component of a fire door assembly, exit devices must meet special requirements.

Other

Factors such as transom panels, sill conditions and astragals can affect exit device selection.

Pairs

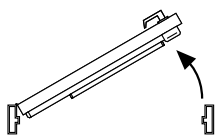
When devices will occur on paired door leaves, order them together.

Materials

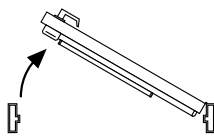
Unusual door or frame materials can affect device selection such as channel iron frames, blade stop frames, hollow core doors and mineral core doors.

HANDING DIAGRAMS


Single door



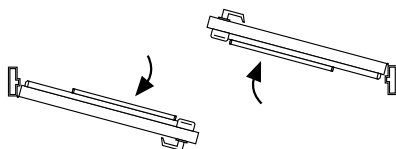
Single door



Same egress - Double door



Double egress - Double door



25 SERIES

24 SERIES

19 SERIES

20 SERIES

1690/1790 SERIES

1990/2090 SERIES

ACCESSORIES

How to order exit devices

MEL - F - 25 - V - L-DANE - 605 - 3' - LHR - LBR - SNB - WD

Prefixes

AX	Accessible device (25 and 19 Series only)
CD	Cylinder dogging
LD	Less dogging
RX	Touchbar Request-to-Exit
DM	Latch bolt monitor switch - when fully extended
LM	Latch bolt monitor switch - when fully retracted
KOR	Key bypass switch
MEL	Motorized electric latch retraction
FSA	Electric lock or unlock trim-Fail Safe (25 Series only)
FSE	Electric lock or unlock trim-Fail Secure (25 Series only)
EA	Exit alarm

Rating

F	Fire exit hardware
Blank	Panic exit hardware

Device series

19	Touch bar device, narrow stile
24	Touch bar device, narrow stile
25	Touch bar device

Device type

R	Rim	C	Concealed vertical rod
V	Surface vertical rod	C-WDC	Concealed vertical rod (Wood door)
M	Mortise		

Trim function (see Trim pages for all functions)

EO	Exit only	K	Knob
DT	Dummy trim	L	Lever (Dane standard)
NL	Night latch	TL	Thumb lever
C	Cylinder trim plate	NL-OP	Night latch pull by other
TP	Thumbpiece	KIL	Key-In-Lever

Finish

605	612	619 ¹	625	629	689	
606	643E ¹	622 ¹	626	630	695	710

Door width

Door thickness

3'	Standard default	1-3/4"	Standard
4'		2-1/4"	Optional
2'	(Less label)		

Handing

RHR	Right hand reverse
LHR	Left hand reverse

Less bottom rod

LBR	Less bottom rod
LBR-AFL	Less bottom rod with Auxiliary fire pin

Accessories

CYL	Cylinder	SNB	Sex bolts	AMS	All machine screws
SK	Shim kit	SLM	SLM blocking		

Other miscellaneous door information

HMD	Hollow metal door	SCDC	Steel channel door construction	-	Door label (20 min, 45 min, 90 min 1-1/2 hr)
HMF	Hollow metal frame	-	Specify other door or frame material	-	Stile width
WD	Wood door		information	-	Frame stop height
WDF	Wood frame	-	Door height	SGL	Single door
ALD	Aluminum door	-	Door thickness	PR	Pair of doors swinging same direction
ALF	Aluminum frame	-	Door undercut	DE	Double egress doors
CPD	Composite door			CON	Allegion Connect

¹ 619, 622, and 643E finishes are available on select 24 and 25 Series.
Not all options are available on all series, consult Customer Service.

For Special Order Product Quotes:

For United States, email VDL_Specials@allegion.com or fax 1-877-730-6248.
For Canada, email Canada.CustomerService@allegion.com or contact customer care at 800-900-4734.

How to order exit device trim

510 - L - R - 606 - LHR - DAN - FSE - CYL

Trim series

D24 Series	D25 Series	19 Series	XX Series
711	510	911	711
712	511	912	712
715	512	914	717
717	513	917	718
718	717	918	810
	718	920	811
		930	812
			815
			816
			820

Trim function (see Trim pages for all functions)

EO	Exit only	NL	Night latch
DT	Dummy trim	C	Cylinder trim less pull
TP	Thumbpiece	K	Knob
L	Lever (Dane standard)	KIL	Key-In-Lever
TL	Thumb lever		

Device type

R	Rim	V	Surface vertical rod
M	Mortise	C	Concealed vertical rod (includes WDC)

Finish

605	612	643E ¹	622 ¹	626	695	
606	613	619 ¹	625	689	629	630

Handing

RHR	Right hand reverse
LHR	Left hand reverse

Lever style

DANE	(DAN) (supplied standard if not specified)	BROADWAY	(BRW ¹) (available on 24 and 25 Series only)
SUTRO	(SUT)	DANISH	(DSH ¹) (available on 24 and 25 Series only)
QUANTUM	(QUA)	LATITUDE	(LAT ¹) (available on 24 and 25 Series only)
AVALON	(AVA) (available on 24, 25, and xx Series only)	LONGITUDE	(LON ¹) (available on 24 and 25 Series only)
BOARDWALK	(BRK ¹) (available on 24 and 25 Series only)		

Trim options

FSA	Electric lock or unlock-Fail Safe (FSA device required)
FSE	Electric lock or unlock-Fail Secure (FSE device required)
CON	Allegion Connect

Other information or accessories

CYL	Include cylinder with trim
KD	Cylinder keyed different

Door thickness

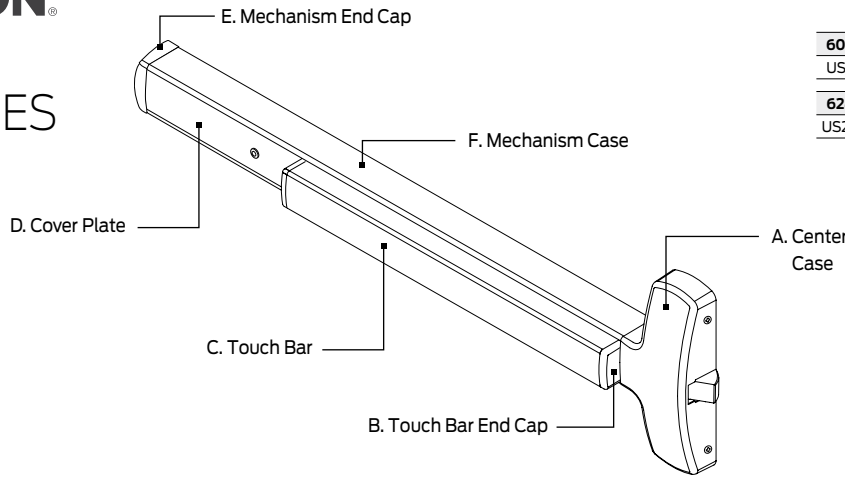
Specify door thickness other than 1-3/4".

¹ Finishes and levers available on select 24 and 25 Series.

(UNITED STATES ONLY) Discount policy on Von Duprin and Falcon common products and parts:

- Von Duprin discount applies on products and parts, such as power supplies, power transfers, and other parts or accessories common to both brands.
- Customers not open to Von Duprin product will receive a minimum buying program with a 50% multiplier.

25 SERIES



605	606	612	613	619	622	625	626
US3	US4	US10	US10B	US15	US19	US26	US26D
628	629	630	643e	689	695	710	711
US28	US32	US32D	-	SP28	SP313	313	DC35

STANDARD FINISHES				
COLOR	US NUMBER	BHMA NUMBER	A, B, E	C, D, F
Bright Brass	US3	605	Bright Brass	Bright Brass, Buffed Anodized, 605 (US3)
Satin Brass	US4	606	Satin Brass	Satin Brass, Anodized, 606 (US4)
Satin Bronze	US10	612	Plated/Anodized	Satin Bronze, Anodized, 725 (US10)
Satin Nickel	US15	619	Plated, Clear Powder Coat	Satin Stainless Steel, Anodized, 630 (US32D)
Powder-Coated Matte Black	US19	622	Powder Coat	Powder Coat, 622 (US19)
Polished Chrome	US26	625	Plated	Bright Stainless Steel, Buffed Anodized, 629 (US32)
Satin Chrome	US26D	626	Plated	Satin Stainless Steel, Anodized, 630 (US32D)
Anodized Aluminum	US28	628	Powder Coat	Satin Stainless Steel, Anodized, 630 (US32D)
Bright Stainless	US32	629	(A) Stainless Steel (B, E) Plated	Bright Stainless Steel, Anodized, 629 (US32)
Satin Stainless	US32D	630	(A) Stainless Steel (B, E) Plated	Satin Stainless Steel, Anodized, 630 (US32D)
Duranodic Dark Bronze	313	710	Powder Coat	Powder Coat, 710 (313)
Aged Bronze, 643E	--	--	Powder Coat	Anodized

25 SERIES SEX BOLT QUANTITIES				
APPLICATION	2729 SEX BOLT (SUPPLIED)	425 SEX BOLT (SUPPLIED)	2729 SEX BOLT (OPTIONAL)	425 SEX BOLT (OPTIONAL)
25-R EO (exit device only)				8
25-R Device with trim				4
F-25-R EO (exit device only)		8		
F-25-R Device with trim		4		
25-V EO (exit device only)			6	6
25-V Device with trim			6	2
25-V EO (exit device only), LBR			3	6
25-V EO Device with trim, LBR			3	2
F-25-V EO (exit device only)	6	6		
F-25-V Device with trim	6	2		
F-25-V EO (exit device only), LBR	3	6		
F-25-V EO Device with trim, LBR	3	2		
25-M, 25-C, 25-CWDC EO (exit device only)				6
25-M, 25-C, 25-CWDC Device with trim				2
F-25-M, F-25-C, F-25-CWDC EO (exit device only)		6		
F-25-M, F-25-C, F-25-CWDC Device with trim		2		

605	606	612	613	619	622	625	626
US3	US4	US10	US10B	US15	US19	US26	US26D
628	629	630	643e	689	695	710	711
US28	US32	US32D	-	SP28	SP313	313	DC35

25 SERIES

TYPE OF DEVICE

R: Rim device	V: Surface vertical rod	M: Mortise Lock	C: Concealed vertical rod
CWDC: Wood Door concealed vertical rod			

FUNCTION

DT: Dummy Trim	EO: Exit Only	K: Knob	KBE: Knob Blank Escutcheon
KDT: Knob Dummy	KNL: Knob Night Latch	L: Lever, Dane Standard	LBE: Lever-Blank Escutcheon
LDT: Lever, Dummy Trim	LNL: Lever-Night Latch	NL: Night Latch, Key Retracts	NLOP: Night Latch, Opt. Pull
TP: Thumbpiece	TPBE: Thumbpiece - Blank Escutcheon		

RATING

None: Panic Exit Device	F-: Fire Exit Device
-------------------------	----------------------

DEVICE FINISH

605: Bright Brass (US3)	606: Satin Brass (US4)	612: Satin Bronze (US10)	619: Satin Nickel (US15) ¹
622: Black (US19) ¹	625: Bright Chrome (US26)	626: Satin Chrome (US26D)	628: Anodized Aluminum (US28)
629: Bright Stainless (US32)	630: Satin Stainless (US32D)	643E: Aged Bronze ¹	710: Duranodic Dark Bronze (313)

¹ 643E, 619 and 622 are available on select 25 Series.

DEVICE LENGTH (FEET & INCHES) - See 24/25 Series Catalog for device specific minimum door widths

2': 2' Device for 2' Door (Less Label)	3': 3' Device for 2' 6-3/4" – 3' Door - Standard Default	4': 4' Device for 3' 3/4" – 4' Door
---	---	-------------------------------------

DEVICE HANDING

RHR (Right Hand Reverse)	LHR (Left Hand Reverse)
--------------------------	-------------------------

TRIM / CONTROL OPTIONS

L: Less Trim	510L: Lever Trim	512: Pull Trim	511L: Vandal-Resistant Lever Trim
513K: Knob Trim	717: Delta Trim		

CONTROL LEVER STYLES (DANE LEVER STANDARD)

Standard levers:	AVA: Avalon	BRW: Broadway	BRK: Boardwalk	DAN: Dane	DSH: Danish
	LAT: Latitude	LON: Longitude	QUA: Quantum	SUT: Sutro	
Knurled levers:	DAN: Dane				

MORTISE LOCK

LL: Less Lock	8500: Standard Mortise
---------------	------------------------

RODS FOR SURFACE / CONCEALED VERTICAL DEVICES ONLY

LBR: Less Bottom Rod	LBR-AFL: Less Bottom Rod w/Auxiliary Fire Pin
----------------------	---

25 SERIES

24 SERIES

19 SERIES

20 SERIES

1690/1790 SERIES

1990/2090 SERIES

ACCESSORIES

25 SERIES

605	606	612	613	619	622	625	626
US3	US4	US10	US10B	US15	US19	US26	US26D
628	629	630	643e	689	695	710	711
US28	US32	US32D	-	SP28	SP313	313	DC35

DOGGING OPTIONS

LD: Less Dogging CD: Cylinder Dogging

SWITCH OPTIONS

RX: Request to Exit Pushbar Monitor DM: Latchbolt and Pushbar Monitor DM-RX: Latchbolt and Dual Pushbar Monitor

KOR: Key Bypass Switch

LATCH RETRACTION OPTIONS

MEL: Motorized Electric Latch Retraction

DOUBLE CYLINDER

-2: Double Cylinder

EXIT ALARM

EA: Exit Alarm

ELECTRICAL LOCKING

FSA: Fail Safe FSE: Fail Secure

STORM RATING

HH: Wind and Impact - Hurricane Rated

ACCESSIBLE DEVICE

AX: Accessible device compliant with the California Building Code (Section 11B-309.4) requirement for 5 lb. maximum operational force.

STRIKE SERIES

LS: Less Strike	299: Standard Rim	299F: Standard Rim Fire	499F: Standard Rim Fire pairs w/mullion
264: Optional Rim	1606: Optional Rim	1609: Optional Rim (requires coordinator)	1439: Optional Rim Blade Stop
1279: Standard Mortise	1279: Standard Mortise Fire	F1280: Optional Mortise	1281: Optional Mortise

TOP STRIKE SERIES

LTS: Less Top Strike	3788: Standard SV	3788: Standard SV Fire	4188: Standard CV
4188: Standard CV Fire	4188: Standard CV - Wood Frame	4188: Standard CV Fire - Wood Frame	

BOTTOM STRIKE SERIES

LBS: Less Bottom Strike	2130: Standard SV or CV	2130: Standard SV Fire	4155: Optional CV
4155: Optional CV - Wood Frame			

605	606	612	613	619	622	625	626
US3	US4	US10	US10B	US15	US19	US26	US26D
628	629	630	643e	689	695	710	711
US28	US32	US32D	-	SP28	SP313	313	DC35

25 SERIES

STRIKE FINISH

605: Bright Brass (US3)	606: Satin Brass (US4)	612: Satin Bronze (US10)	619: Satin Nickel (US15) ¹
622: Black (US19) ¹	625: Bright Chrome (US26)	626: Satin Chrome (US26D)	628: Anodized Aluminum (US28)
629: Bright Stainless (US32)	630: Satin Stainless (US32D)	643E: Aged Bronze ¹	710: Duranodic Dark Bronze (313)

¹ 643E, 619 and 622 are available on select 25 Series.

CONNECTOR

CON: Allegion Connect

SLM BLOCKING

SLM: SLM Blocking

GBK/SHIM KIT/RISES

GBK: Include GBK

DOOR MATERIAL

ALD: Aluminum door	CPD: Composite door	HMD: Hollow metal door	WDF: Wood door frame
SCDC: Steel channel door construction			

FRAME MATERIAL

ALF: Aluminum frame	HMF: Hollow metal frame	WDF: Wood door frame
---------------------	-------------------------	----------------------

DOOR THICKNESS

DT1-3/4: 1-3/4" (Standard)	DT2: 2" thickness	DT2-1/4: 2-1/4" thickness (Optional)
----------------------------	-------------------	--------------------------------------

DOOR MODE/APPLICATION

DE: Double egress doors	PR: Pair of doors	SGL: Single door
-------------------------	-------------------	------------------

605	606	612	613	619	622	625	626
US3	US4	US10	US10B	US15	US19	US26	US26D
628	629	630	643e	689	695	710	711
US28	US32	US32D	-	SP28	SP313	313	DC35

25 SERIES

Rim devices

ACN							PRICE BASED ON FINISH								Default trim, included		
Fire	Device type	Function	Finish	Device size	Handing	Lever design	628	630	710 ²	622 626	625	629	612	606		605 619 643E	
EXIT HARDWARE							3' DEVICE PRICING SHOWN. 4' ADD \$26.00 LIST										
	25R	EO ¹	. [] . [] . [] . []				\$1,238	\$1,541	\$1,312	\$1,509	\$1,570	\$1,601	\$1,570	\$1,601	\$1,765	N/A	
	25R	NL-OP ¹	. [] . [] . [] . []				\$1,238	\$1,541	\$1,312	\$1,509	\$1,570	\$1,601	\$1,570	\$1,601	\$1,765	Supplied NL less trim	
	25R	L ¹	. [] . [] . [] . [] . []				\$1,705	\$2,082	\$1,779	\$2,050	\$2,124	\$2,155	\$2,037	\$2,068	\$2,319	510L 🖱️	
	25R	L-BE ¹	. [] . [] . [] . [] . []				\$1,705	\$2,082	\$1,779	\$2,050	\$2,124	\$2,155	\$2,037	\$2,068	\$2,319	510L-BE 🖱️	
	25R	L-NL ¹	. [] . [] . [] . [] . []				\$1,606	\$1,983	\$1,680	\$1,951	\$2,077	\$2,108	\$1,938	\$1,969	\$2,272	510L-NL 🖱️	
	25R	L-DT ¹	. [] . [] . [] . [] . []				\$1,606	\$1,983	\$1,680	\$1,951	\$2,077	\$2,108	\$1,938	\$1,969	\$2,272	510L-DT 🖱️	
	25R	L ¹	. [] . [] . [] . [] . []				\$1,789	\$2,166	\$1,863	\$2,134	\$2,202	\$2,233	\$2,121	\$2,152	\$2,397	511L 🖱️	
	25R	TP	. [] . [] . [] . []				\$1,654	\$2,000	\$1,728	\$1,968	\$2,112	\$2,143	\$1,986	\$2,017	\$2,307	512TP	
	25R	TP-BE	. [] . [] . [] . []				\$1,654	\$2,000	\$1,728	\$1,968	\$2,112	\$2,143	\$1,986	\$2,017	\$2,307	512TP-BE	
	25R	NL ¹	. [] . [] . [] . []				\$1,576	\$1,907	\$1,650	\$1,875	\$2,001	\$2,032	\$1,908	\$1,939	\$2,196	512-NL	
	25R	K	. [] . [] . [] . []				\$1,587	\$1,949	\$1,661	\$1,917	\$2,045	\$2,076	\$1,919	\$1,950	\$2,240	513K	
	25R	K-BE	. [] . [] . [] . []				\$1,587	\$1,949	\$1,661	\$1,917	\$2,045	\$2,076	\$1,919	\$1,950	\$2,240	513K-BE	
	25R	K-NL	. [] . [] . [] . []				\$1,587	\$1,949	\$1,661	\$1,917	\$2,045	\$2,076	\$1,919	\$1,950	\$2,240	513K-NL	
	25R	K-DT	. [] . [] . [] . []				\$1,587	\$1,949	\$1,661	\$1,917	\$2,045	\$2,076	\$1,919	\$1,950	\$2,240	513K-DT	
	25R	DT	. [] . [] . [] . [] . []				\$1,492	\$1,905	\$1,625	\$1,873	\$1,934	\$1,965	\$1,824	\$1,855	\$2,129	717DT 🖱️	
	25R	DT	. [] . [] . [] . []				\$1,518	\$1,824	\$1,592	\$1,792	\$1,999	\$2,030	\$1,850	\$1,881	\$2,194	512DT	
FIRE EXIT HARDWARE 🖱️							3' DEVICE PRICING SHOWN. 4' ADD \$26.00 LIST.										
F	25R	EO ¹	. [] . [] . [] . []				\$1,528	\$1,831	\$1,602	\$1,799	\$1,860	\$1,891	\$1,860	\$1,891	\$2,055	N/A	
F	25R	NL-OP ¹	. [] . [] . [] . []				\$1,528	\$1,831	\$1,602	\$1,799	\$1,860	\$1,891	\$1,860	\$1,891	\$2,055	Supplied NL less trim	
F	25R	L ¹	. [] . [] . [] . [] . []				\$1,995	\$2,372	\$2,069	\$2,340	\$2,414	\$2,445	\$2,327	\$2,358	\$2,609	510L 🖱️	
F	25R	L-BE ¹	. [] . [] . [] . [] . []				\$1,995	\$2,372	\$2,069	\$2,340	\$2,414	\$2,445	\$2,327	\$2,358	\$2,609	510L-BE 🖱️	
F	25R	L-NL ¹	. [] . [] . [] . [] . []				\$1,896	\$2,273	\$1,970	\$2,241	\$2,367	\$2,398	\$2,228	\$2,259	\$2,562	510L-NL 🖱️	
F	25R	L-DT ¹	. [] . [] . [] . [] . []				\$1,896	\$2,273	\$1,970	\$2,241	\$2,367	\$2,398	\$2,228	\$2,259	\$2,562	510L-DT 🖱️	
F	25R	L ¹	. [] . [] . [] . [] . []				\$2,079	\$2,456	\$2,153	\$2,424	\$2,492	\$2,523	\$2,411	\$2,442	\$2,687	511L 🖱️	
F	25R	TP	. [] . [] . [] . []				\$1,944	\$2,290	\$2,018	\$2,258	\$2,402	\$2,433	\$2,276	\$2,307	\$2,597	512TP	
F	25R	TP-BE	. [] . [] . [] . []				\$1,944	\$2,290	\$2,018	\$2,258	\$2,402	\$2,433	\$2,276	\$2,307	\$2,597	512TP-BE	
F	25R	NL ¹	. [] . [] . [] . []				\$1,866	\$2,197	\$1,940	\$2,165	\$2,291	\$2,322	\$2,198	\$2,229	\$2,486	512-NL	
F	25R	K	. [] . [] . [] . []				\$1,877	\$2,239	\$1,951	\$2,207	\$2,335	\$2,366	\$2,209	\$2,240	\$2,530	513K	
F	25R	K-BE	. [] . [] . [] . []				\$1,877	\$2,239	\$1,951	\$2,207	\$2,335	\$2,366	\$2,209	\$2,240	\$2,530	513K-BE	
F	25R	K-NL	. [] . [] . [] . []				\$1,877	\$2,239	\$1,951	\$2,207	\$2,335	\$2,366	\$2,209	\$2,240	\$2,530	513K-NL	
F	25R	K-DT	. [] . [] . [] . []				\$1,877	\$2,239	\$1,951	\$2,207	\$2,335	\$2,366	\$2,209	\$2,240	\$2,530	513K-DT	
F	25R	DT	. [] . [] . [] . [] . []				\$1,782	\$2,195	\$1,915	\$2,163	\$2,224	\$2,255	\$2,114	\$2,145	\$2,419	717DT 🖱️	
F	25R	DT	. [] . [] . [] . []				\$1,808	\$2,114	\$1,882	\$2,082	\$2,289	\$2,320	\$2,140	\$2,171	\$2,484	512DT	

🖱️ Handed and field reversible
¹ These devices and 510L, 510L-BE, 510L-NL, 510L-DT, 511L, 512NL trims are available in 619 (US15), 622 (US19), and 643E (US11) finishes.
² 25 Series ordered in 710 (313AN) will be supplied with trims in 695 (SP313).
³ 25-R/F-25-R device is non-handed. Trims are furnished RHR when handing is not specified.

DEFAULT ATTRIBUTES

Pricing includes default options shown below. Additional options and configurations available.


Cylinders	Sex bolts	Door thickness	Center line
Not included	Included on F-25-R only	1-3/4"	40-1/4"


Strike(s): Panic includes 299, Fire includes 299F

605	606	612	613	619	622	625	626
US3	US4	US10	US10B	US15	US19	US26	US26D
628	629	630	643e	689	695	710	711
US28	US32	US32D	-	SP28	SP313	313	DC35

25 SERIES

Surface vertical rod devices 

ACN							PRICE BASED ON FINISH										Default trim, included
Fire	Device type	Function	Finish	Device size	Handing	Lever design	628	630	710 ²	622 626	625	629	612	606	605 619 ³ 643E		
EXIT HARDWARE							3' DEVICE PRICING SHOWN. 4' ADD \$26.00 LIST. 2' (LESS LABEL)⁴ ADD \$157.00 LIST.										
	25V	EO ¹	. []	. []	. []		\$1,795	\$2,248	\$1,906	\$2,189	\$2,283	\$2,326	\$2,283	\$2,326	\$2,458	N/A	
	25V	NL-OP ¹	. []	. []	. []		\$1,795	\$2,248	\$1,906	\$2,189	\$2,283	\$2,326	\$2,283	\$2,326	\$2,458	Supplied NL less trim	
	25V	L ¹	. []	. []	. []		\$2,262	\$2,789	\$2,373	\$2,730	\$2,837	\$2,880	\$2,750	\$2,793	\$3,012	510L	
	25V	L-BE ¹	. []	. []	. []		\$2,262	\$2,789	\$2,373	\$2,730	\$2,837	\$2,880	\$2,750	\$2,793	\$3,012	510L-BE	
	25V	L-NL ¹	. []	. []	. []		\$2,163	\$2,690	\$2,274	\$2,631	\$2,790	\$2,833	\$2,651	\$2,694	\$2,965	510L-NL	
	25V	L-DT ¹	. []	. []	. []		\$2,163	\$2,690	\$2,274	\$2,631	\$2,790	\$2,833	\$2,651	\$2,694	\$2,965	510L-DT	
	25V	L ¹	. []	. []	. []		\$2,346	\$2,873	\$2,457	\$2,814	\$2,915	\$2,958	\$2,834	\$2,877	\$3,090	511L	
	25V	TP	. []	. []	. []		\$2,211	\$2,707	\$2,322	\$2,648	\$2,825	\$2,868	\$2,699	\$2,742	\$3,000	512TP	
	25V	TP-BE	. []	. []	. []		\$2,211	\$2,707	\$2,322	\$2,648	\$2,825	\$2,868	\$2,699	\$2,742	\$3,000	512TP-BE	
	25V	NL ¹	. []	. []	. []		\$2,133	\$2,614	\$2,244	\$2,555	\$2,714	\$2,757	\$2,621	\$2,664	\$2,889	512-NL	
	25V	K	. []	. []	. []		\$2,144	\$2,656	\$2,255	\$2,597	\$2,758	\$2,801	\$2,632	\$2,675	\$2,933	513K	
	25V	K-BE	. []	. []	. []		\$2,144	\$2,656	\$2,255	\$2,597	\$2,758	\$2,801	\$2,632	\$2,675	\$2,933	513K-BE	
	25V	K-NL	. []	. []	. []		\$2,144	\$2,656	\$2,255	\$2,597	\$2,758	\$2,801	\$2,632	\$2,675	\$2,933	513K-NL	
	25V	K-DT	. []	. []	. []		\$2,144	\$2,656	\$2,255	\$2,597	\$2,758	\$2,801	\$2,632	\$2,675	\$2,933	513K-DT	
	25V	DT	. []	. []	. []		\$2,049	\$2,612	\$2,219	\$2,553	\$2,647	\$2,690	\$2,537	\$2,580	\$2,822	717DT	
	25V	DT	. []	. []	. []		\$2,075	\$2,531	\$2,186	\$2,472	\$2,712	\$2,755	\$2,563	\$2,606	\$2,887	512DT	
FIRE EXIT HARDWARE 							3' DEVICE PRICING SHOWN. 4' ADD \$26.00 LIST. 2' (LESS LABEL)⁴ ADD \$157.00 LIST.										
	F	25V	EO ¹	. []	. []	. []	\$2,062	\$2,515	\$2,173	\$2,456	\$2,550	\$2,593	\$2,550	\$2,593	\$2,725	N/A	
	F	25V	NL-OP ¹	. []	. []	. []	\$2,062	\$2,515	\$2,173	\$2,456	\$2,550	\$2,593	\$2,550	\$2,593	\$2,725	Supplied NL less trim	
	F	25V	L ¹	. []	. []	. []	\$2,529	\$3,056	\$2,640	\$2,997	\$3,104	\$3,147	\$3,017	\$3,060	\$3,279	510L	
	F	25V	L-BE ¹	. []	. []	. []	\$2,529	\$3,056	\$2,640	\$2,997	\$3,104	\$3,147	\$3,017	\$3,060	\$3,279	510L-BE	
	F	25V	L-NL ¹	. []	. []	. []	\$2,430	\$2,957	\$2,541	\$2,898	\$3,057	\$3,100	\$2,918	\$2,961	\$3,232	510L-NL	
	F	25V	L-DT ¹	. []	. []	. []	\$2,430	\$2,957	\$2,541	\$2,898	\$3,057	\$3,100	\$2,918	\$2,961	\$3,232	510L-DT	
	F	25V	L ¹	. []	. []	. []	\$2,613	\$3,140	\$2,724	\$3,081	\$3,182	\$3,225	\$3,101	\$3,144	\$3,357	511L	
	F	25V	TP	. []	. []	. []	\$2,478	\$2,974	\$2,589	\$2,915	\$3,092	\$3,135	\$2,966	\$3,009	\$3,267	512TP	
	F	25V	TP-BE	. []	. []	. []	\$2,478	\$2,974	\$2,589	\$2,915	\$3,092	\$3,135	\$2,966	\$3,009	\$3,267	512TP-BE	
	F	25V	NL ¹	. []	. []	. []	\$2,400	\$2,881	\$2,511	\$2,822	\$2,981	\$3,024	\$2,888	\$2,931	\$3,156	512-NL	
	F	25V	K	. []	. []	. []	\$2,411	\$2,923	\$2,522	\$2,864	\$3,025	\$3,068	\$2,899	\$2,942	\$3,200	513K	
	F	25V	K-BE	. []	. []	. []	\$2,411	\$2,923	\$2,522	\$2,864	\$3,025	\$3,068	\$2,899	\$2,942	\$3,200	513K-BE	
	F	25V	K-NL	. []	. []	. []	\$2,411	\$2,923	\$2,522	\$2,864	\$3,025	\$3,068	\$2,899	\$2,942	\$3,200	513K-NL	
	F	25V	K-DT	. []	. []	. []	\$2,411	\$2,923	\$2,522	\$2,864	\$3,025	\$3,068	\$2,899	\$2,942	\$3,200	513K-DT	
	F	25V	DT	. []	. []	. []	\$2,316	\$2,879	\$2,486	\$2,820	\$2,914	\$2,957	\$2,804	\$2,847	\$3,089	717DT	
	F	25V	DT	. []	. []	. []	\$2,342	\$2,798	\$2,453	\$2,739	\$2,979	\$3,022	\$2,830	\$2,873	\$3,154	512DT	

 25-V/F-25-V device is handed and field reversible. Trims are furnished RHR when handing is not specified.

¹ These devices and 510L, 510L-BE, 510L-NL, 510L-DT, 511L, 512NL trims are available in 619 (US15), 622 (US19), and 643E (US11) finishes.

² 25 Series ordered in 710 (313AN) will be supplied with trims in 695 (SP313).

³ 25-V Device ordered in 619 (US15) will be supplied with 630 (US32D) Rod and latch cover.

⁴ 2' devices will have 10" touch pad.

DEFAULT ATTRIBUTES

Pricing includes default options shown below. Additional options and configurations available.

Cylinders	Sex bolts	Strike(s)	Door thickness	Center line
Not included	Included on F-25-V only	3788 and 2130	1-3/4"	40-1/4"

Extension rods: For door heights over 7'0" up to 8'0", 12" extension rods are furnished at no additional charge at the time of device order. Must specify door height on order line. For door heights over 8'0" up to 10'0", extension rods are furnished at prices shown in parts section with the device at the time of order. Must specify door height on order line.

605	606	612	613	619	622	625	626
US3	US4	US10	US10B	US15	US19	US26	US26D
628	629	630	643e	689	695	710	711
US28	US32	US32D	-	SP28	SP313	313	DC35

25 SERIES

Mortise lock devices

ACN							PRICE BASED ON FINISH									Default trim, included		
Fire	Device type	Function	Finish	Device size	Handing	Lever design	628	630	710 ²	622	625	629	612	606	605		619	643E
							628	630	710 ²	626	625	629	612	606	643E			
EXIT HARDWARE							3' DEVICE PRICING SHOWN. 4' ADD \$26.00 LIST.											
	25M	EO ¹	[]	[]	[]		\$1,633	\$2,037	\$1,734	\$1,996	\$2,079	\$2,118	\$2,079	\$2,121	\$2,241			N/A
	25M	NL-OP ¹	[]	[]	[]		\$1,633	\$2,037	\$1,734	\$1,996	\$2,079	\$2,118	\$2,079	\$2,121	\$2,241			Supplied NL less trim
	25M	L ¹	[]	[]	[]	[]	\$2,100	\$2,578	\$2,201	\$2,537	\$2,633	\$2,672	\$2,546	\$2,588	\$2,795			510L
	25M	L-BE ¹	[]	[]	[]	[]	\$2,100	\$2,578	\$2,201	\$2,537	\$2,633	\$2,672	\$2,546	\$2,588	\$2,795			510L-BE
	25M	L-NL ¹	[]	[]	[]	[]	\$2,001	\$2,479	\$2,102	\$2,438	\$2,586	\$2,625	\$2,447	\$2,489	\$2,748			510L-NL
	25M	L-DT ¹	[]	[]	[]	[]	\$2,001	\$2,479	\$2,102	\$2,438	\$2,586	\$2,625	\$2,447	\$2,489	\$2,748			510L-DT
	25M	L ¹	[]	[]	[]	[]	\$2,184	\$2,662	\$2,285	\$2,621	\$2,711	\$2,750	\$2,630	\$2,672	\$2,873			511L
	25M	TP	[]	[]	[]	[]	\$2,049	\$2,496	\$2,150	\$2,455	\$2,621	\$2,660	\$2,495	\$2,537	\$2,783			512TP
	25M	TP-BE	[]	[]	[]	[]	\$2,049	\$2,496	\$2,150	\$2,455	\$2,621	\$2,660	\$2,495	\$2,537	\$2,783			512TP-BE
	25M	NL ¹	[]	[]	[]	[]	\$1,971	\$2,403	\$2,072	\$2,362	\$2,510	\$2,549	\$2,417	\$2,459	\$2,672			512-NL
	25M	K	[]	[]	[]	[]	\$1,982	\$2,445	\$2,083	\$2,404	\$2,554	\$2,593	\$2,428	\$2,470	\$2,716			513K
	25M	K-BE	[]	[]	[]	[]	\$1,982	\$2,445	\$2,083	\$2,404	\$2,554	\$2,593	\$2,428	\$2,470	\$2,716			513K-BE
	25M	K-NL	[]	[]	[]	[]	\$1,982	\$2,445	\$2,083	\$2,404	\$2,554	\$2,593	\$2,428	\$2,470	\$2,716			513K-NL
	25M	K-DT	[]	[]	[]	[]	\$1,982	\$2,445	\$2,083	\$2,404	\$2,554	\$2,593	\$2,428	\$2,470	\$2,716			513K-DT
	25M	DT	[]	[]	[]	[]	\$1,887	\$2,401	\$2,047	\$2,360	\$2,443	\$2,482	\$2,333	\$2,375	\$2,605			717DT
	25M	DT	[]	[]	[]	[]	\$1,913	\$2,320	\$2,014	\$2,279	\$2,508	\$2,547	\$2,359	\$2,401	\$2,670			512DT
FIRE EXIT HARDWARE 🔥							3' DEVICE PRICING SHOWN. 4' ADD \$26.00 LIST.											
F	25M	EO ¹	[]	[]	[]	[]	\$1,900	\$2,304	\$2,001	\$2,263	\$2,346	\$2,385	\$2,346	\$2,388	\$2,508			N/A
F	25M	NL-OP ¹	[]	[]	[]	[]	\$1,900	\$2,304	\$2,001	\$2,263	\$2,346	\$2,385	\$2,346	\$2,388	\$2,508			Supplied NL less trim
F	25M	L ¹	[]	[]	[]	[]	\$2,367	\$2,845	\$2,468	\$2,804	\$2,900	\$2,939	\$2,813	\$2,855	\$3,062			510L
F	25M	L-BE ¹	[]	[]	[]	[]	\$2,367	\$2,845	\$2,468	\$2,804	\$2,900	\$2,939	\$2,813	\$2,855	\$3,062			510L-BE
F	25M	L-NL ¹	[]	[]	[]	[]	\$2,268	\$2,746	\$2,369	\$2,705	\$2,853	\$2,892	\$2,714	\$2,756	\$3,015			510L-NL
F	25M	L-DT ¹	[]	[]	[]	[]	\$2,268	\$2,746	\$2,369	\$2,705	\$2,853	\$2,892	\$2,714	\$2,756	\$3,015			510L-DT
F	25M	L ¹	[]	[]	[]	[]	\$2,451	\$2,929	\$2,552	\$2,888	\$2,978	\$3,017	\$2,897	\$2,939	\$3,140			511L
F	25M	TP	[]	[]	[]	[]	\$2,316	\$2,763	\$2,417	\$2,722	\$2,888	\$2,927	\$2,762	\$2,804	\$3,050			512TP
F	25M	TP-BE	[]	[]	[]	[]	\$2,316	\$2,763	\$2,417	\$2,722	\$2,888	\$2,927	\$2,762	\$2,804	\$3,050			512TP-BE
F	25M	NL ¹	[]	[]	[]	[]	\$2,238	\$2,670	\$2,339	\$2,629	\$2,777	\$2,816	\$2,684	\$2,726	\$2,939			512-NL
F	25M	K	[]	[]	[]	[]	\$2,249	\$2,712	\$2,350	\$2,671	\$2,821	\$2,860	\$2,695	\$2,737	\$2,983			513K
F	25M	K-BE	[]	[]	[]	[]	\$2,249	\$2,712	\$2,350	\$2,671	\$2,821	\$2,860	\$2,695	\$2,737	\$2,983			513K-BE
F	25M	K-NL	[]	[]	[]	[]	\$2,249	\$2,712	\$2,350	\$2,671	\$2,821	\$2,860	\$2,695	\$2,737	\$2,983			513K-NL
F	25M	K-DT	[]	[]	[]	[]	\$2,249	\$2,712	\$2,350	\$2,671	\$2,821	\$2,860	\$2,695	\$2,737	\$2,983			513K-DT
F	25M	DT	[]	[]	[]	[]	\$2,154	\$2,668	\$2,314	\$2,627	\$2,710	\$2,749	\$2,600	\$2,642	\$2,872			717DT
F	25M	DT	[]	[]	[]	[]	\$2,180	\$2,587	\$2,281	\$2,546	\$2,775	\$2,814	\$2,626	\$2,668	\$2,937			512DT

🔑 25-M/F-25-M device is handed and not field reversible. Specify handing RHR or LHR.

¹ These devices and 510L, 510L-BE, 510L-NL, 510L-DT, 511L, 512NL trims are available in 619 (US15), 622 (US19), and 643E (US11) finishes.

² 25 Series ordered in 710 (313AN) will be supplied with trims in 695 (SP313).

DEFAULT ATTRIBUTES

Pricing includes default options shown below. Additional options and configurations available.

Cylinders	Sex bolts	Strike(s)	Door thickness	Center line
Not included	Included on F-25-M only	1279	1-3/4"	40-1/4"

605	606	612	613	619	622	625	626
US3	US4	US10	US10B	US15	US19	US26	US26D
628	629	630	643e	689	695	710	711
US28	US32	US32D	-	SP28	SP313	313	DC35

25 SERIES

Concealed vertical rod devices

ACN							PRICE BASED ON FINISH								Default trim, included	
Fire	Device type	Function	Finish	Device size	Handing	Lever design										
							628	630	710 ²	622 626	625	629	612	606		605 619 643E
EXIT HARDWARE							3' DEVICE PRICING SHOWN. 4' ADD \$26.00 LIST. 2' (LESS LABEL)³ ADD \$157.00 LIST.									
25C	EO ¹	[]	[]	[]	[]	[]	\$1,839	\$2,338	\$1,951	\$2,248	\$2,338	\$2,381	\$2,338	\$2,381	\$2,518	N/A
25C	L ¹	[]	[]	[]	[]	[]	\$2,306	\$2,879	\$2,418	\$2,789	\$2,892	\$2,935	\$2,805	\$2,848	\$3,072	510L
25C	L-BE ¹	[]	[]	[]	[]	[]	\$2,306	\$2,879	\$2,418	\$2,789	\$2,892	\$2,935	\$2,805	\$2,848	\$3,072	510L-BE
25C	L-NL ¹	[]	[]	[]	[]	[]	\$2,207	\$2,780	\$2,319	\$2,690	\$2,845	\$2,888	\$2,706	\$2,749	\$3,025	510L-NL
25C	L-DT ¹	[]	[]	[]	[]	[]	\$2,207	\$2,780	\$2,319	\$2,690	\$2,845	\$2,888	\$2,706	\$2,749	\$3,025	510L-DT
25C	L ¹	[]	[]	[]	[]	[]	\$2,390	\$2,963	\$2,502	\$2,873	\$2,970	\$3,013	\$2,889	\$2,932	\$3,150	511L
25C	TP	[]	[]	[]	[]	[]	\$2,255	\$2,797	\$2,367	\$2,707	\$2,880	\$2,923	\$2,754	\$2,797	\$3,060	512TP
25C	TP-BE	[]	[]	[]	[]	[]	\$2,255	\$2,797	\$2,367	\$2,707	\$2,880	\$2,923	\$2,754	\$2,797	\$3,060	512TP-BE
25C	NL ¹	[]	[]	[]	[]	[]	\$2,177	\$2,704	\$2,289	\$2,614	\$2,769	\$2,812	\$2,676	\$2,719	\$2,949	512-NL
25C	K	[]	[]	[]	[]	[]	\$2,188	\$2,746	\$2,300	\$2,656	\$2,813	\$2,856	\$2,687	\$2,730	\$2,993	513K
25C	K-BE	[]	[]	[]	[]	[]	\$2,188	\$2,746	\$2,300	\$2,656	\$2,813	\$2,856	\$2,687	\$2,730	\$2,993	513K-BE
25C	K-NL	[]	[]	[]	[]	[]	\$2,188	\$2,746	\$2,300	\$2,656	\$2,813	\$2,856	\$2,687	\$2,730	\$2,993	513K-NL
25C	K-DT	[]	[]	[]	[]	[]	\$2,188	\$2,746	\$2,300	\$2,656	\$2,813	\$2,856	\$2,687	\$2,730	\$2,993	513K-DT
25C	DT	[]	[]	[]	[]	[]	\$2,093	\$2,702	\$2,264	\$2,612	\$2,702	\$2,745	\$2,592	\$2,635	\$2,882	717DT
25C	DT	[]	[]	[]	[]	[]	\$2,119	\$2,621	\$2,231	\$2,531	\$2,767	\$2,810	\$2,618	\$2,661	\$2,947	512DT
25C	C ¹	[]	[]	[]	[]	[]	\$2,037	\$2,617	\$2,206	\$2,527	\$2,617	\$2,660	\$2,536	\$2,579	\$2,797	718C
FIRE EXIT HARDWARE 							3' DEVICE PRICING SHOWN. 4' ADD \$26.00 LIST. 2' (LESS LABEL)³ ADD \$157.00 LIST.									
F	25C	EO ¹	[]	[]	[]	[]	\$2,106	\$2,605	\$2,218	\$2,515	\$2,605	\$2,648	\$2,605	\$2,648	\$2,785	N/A
F	25C	L ¹	[]	[]	[]	[]	\$2,573	\$3,146	\$2,685	\$3,056	\$3,159	\$3,202	\$3,072	\$3,115	\$3,339	510L
F	25C	L-BE ¹	[]	[]	[]	[]	\$2,573	\$3,146	\$2,685	\$3,056	\$3,159	\$3,202	\$3,072	\$3,115	\$3,339	510L-BE
F	25C	L-NL ¹	[]	[]	[]	[]	\$2,474	\$3,047	\$2,586	\$2,957	\$3,112	\$3,155	\$2,973	\$3,016	\$3,292	510L-NL
F	25C	L-DT ¹	[]	[]	[]	[]	\$2,474	\$3,047	\$2,586	\$2,957	\$3,112	\$3,155	\$2,973	\$3,016	\$3,292	510L-DT
F	25C	L ¹	[]	[]	[]	[]	\$2,657	\$3,230	\$2,769	\$3,140	\$3,237	\$3,280	\$3,156	\$3,199	\$3,417	511L
F	25C	TP	[]	[]	[]	[]	\$2,522	\$3,064	\$2,634	\$2,974	\$3,147	\$3,190	\$3,021	\$3,064	\$3,327	512TP
F	25C	TP-BE	[]	[]	[]	[]	\$2,522	\$3,064	\$2,634	\$2,974	\$3,147	\$3,190	\$3,021	\$3,064	\$3,327	512TP-BE
F	25C	NL ¹	[]	[]	[]	[]	\$2,444	\$2,971	\$2,556	\$2,881	\$3,036	\$3,079	\$2,943	\$2,986	\$3,216	512-NL
F	25C	K	[]	[]	[]	[]	\$2,455	\$3,013	\$2,567	\$2,923	\$3,080	\$3,123	\$2,954	\$2,997	\$3,260	513K
F	25C	K-BE	[]	[]	[]	[]	\$2,455	\$3,013	\$2,567	\$2,923	\$3,080	\$3,123	\$2,954	\$2,997	\$3,260	513K-BE
F	25C	K-NL	[]	[]	[]	[]	\$2,455	\$3,013	\$2,567	\$2,923	\$3,080	\$3,123	\$2,954	\$2,997	\$3,260	513K-NL
F	25C	K-DT	[]	[]	[]	[]	\$2,455	\$3,013	\$2,567	\$2,923	\$3,080	\$3,123	\$2,954	\$2,997	\$3,260	513K-DT
F	25C	DT	[]	[]	[]	[]	\$2,360	\$2,969	\$2,531	\$2,879	\$2,969	\$3,012	\$2,859	\$2,902	\$3,149	717DT
F	25C	DT	[]	[]	[]	[]	\$2,386	\$2,888	\$2,498	\$2,798	\$3,034	\$3,077	\$2,885	\$2,928	\$3,214	512DT
F	25C	C ¹	[]	[]	[]	[]	\$2,304	\$2,884	\$2,473	\$2,794	\$2,884	\$2,927	\$2,803	\$2,846	\$3,064	718C

25-C/F-25-C device is handed and field reversible. Trims are furnished RHR when handing is not specified.

¹ These devices and 510L, 510L-BE, 510L-NL, 510L-DT, 511L, 512NL trims are available in 619 (US15), 622 (US19), and 643E (US11) finishes.

² 25 Series ordered in 710 (313AN) will be supplied with trims in 695 (SP313).

³ 2' devices will have 10" touch pad.

DEFAULT ATTRIBUTES

Pricing includes default options shown below. Additional options and configurations available.

Cylinders	Sex bolts	Door thickness	Center line
Not included	Included on F-25-C only	1-3/4"	40-1/4"


Strike(s): Panic includes 4188, Fire includes 4188 and 2130


Extension rods: For door heights over 7'0" up to 8'0", 12" extension rods are furnished at no additional charge at the time of device order. Must specify door height on order line. For door heights over 8'0" up to 10'0", extension rods are furnished at prices shown in parts section with the device at the time of order. Must specify door height on order line.

605	606	612	613	619	622	625	626
US3	US4	US10	US10B	US15	US19	US26	US26D
628	629	630	643e	689	695	710	711
US28	US32	US32D	-	SP28	SP313	313	DC35

25 SERIES

Wood Door Concealed vertical rod devices

ACN							PRICE BASED ON FINISH										Default trim, included
Fire	Device type	Function	Finish	Device size	Handing	Lever design	628	630	710 ²	622 626	625	629	612	606	605 619 643E		
							3' DEVICE PRICING SHOWN. 4' ADD \$26.00 LIST. 2' (LESS LABEL) ³ ADD \$157.00 LIST.										
EXIT HARDWARE							3' DEVICE PRICING SHOWN. 4' ADD \$26.00 LIST. 2' (LESS LABEL)³ ADD \$157.00 LIST.										
	25CWDC	EO ¹	[]	[]	[]		\$2,082	\$2,596	\$2,213	\$2,544	\$2,645	\$2,695	\$2,645	\$2,695	\$2,851	N/A	
	25CWDC	L ¹	[]	[]	[]		\$2,549	\$3,137	\$2,680	\$3,085	\$3,199	\$3,249	\$3,112	\$3,162	\$3,405	510L	
	25CWDC	L-BE ¹	[]	[]	[]		\$2,549	\$3,137	\$2,680	\$3,085	\$3,199	\$3,249	\$3,112	\$3,162	\$3,405	510L-BE	
	25CWDC	L-NL ¹	[]	[]	[]		\$2,450	\$3,038	\$2,581	\$2,986	\$3,152	\$3,202	\$3,013	\$3,063	\$3,358	510L-NL	
	25CWDC	L-DT ¹	[]	[]	[]		\$2,450	\$3,038	\$2,581	\$2,986	\$3,152	\$3,202	\$3,013	\$3,063	\$3,358	510L-DT	
	25CWDC	L ¹	[]	[]	[]		\$2,633	\$3,221	\$2,764	\$3,169	\$3,277	\$3,327	\$3,196	\$3,246	\$3,483	511L	
	25CWDC	TP	[]	[]	[]		\$2,498	\$3,055	\$2,629	\$3,003	\$3,187	\$3,237	\$3,061	\$3,111	\$3,393	512TP	
	25CWDC	TP-BE	[]	[]	[]		\$2,498	\$3,055	\$2,629	\$3,003	\$3,187	\$3,237	\$3,061	\$3,111	\$3,393	512TP-BE	
	25CWDC	NL ¹	[]	[]	[]		\$2,420	\$2,962	\$2,551	\$2,910	\$3,076	\$3,126	\$2,983	\$3,033	\$3,282	512-NL	
	25CWDC	K	[]	[]	[]		\$2,431	\$3,004	\$2,562	\$2,952	\$3,120	\$3,170	\$2,994	\$3,044	\$3,326	513K	
	25CWDC	K-BE	[]	[]	[]		\$2,431	\$3,004	\$2,562	\$2,952	\$3,120	\$3,170	\$2,994	\$3,044	\$3,326	513K-BE	
	25CWDC	K-NL	[]	[]	[]		\$2,431	\$3,004	\$2,562	\$2,952	\$3,120	\$3,170	\$2,994	\$3,044	\$3,326	513K-NL	
	25CWDC	K-DT	[]	[]	[]		\$2,431	\$3,004	\$2,562	\$2,952	\$3,120	\$3,170	\$2,994	\$3,044	\$3,326	513K-DT	
	25CWDC	DT	[]	[]	[]		\$2,336	\$2,960	\$2,526	\$2,908	\$3,009	\$3,059	\$2,899	\$2,949	\$3,215	717DT	
	25CWDC	DT	[]	[]	[]		\$2,362	\$2,879	\$2,493	\$2,827	\$3,074	\$3,124	\$2,925	\$2,975	\$3,280	512DT	
	25CWDC	C ¹	[]	[]	[]		\$2,280	\$2,875	\$2,468	\$2,823	\$2,924	\$2,974	\$2,843	\$2,893	\$3,130	718C	
FIRE EXIT HARDWARE⁴ 							3' DEVICE PRICING SHOWN. 4' ADD \$26.00 LIST. 2' (LESS LABEL)³ ADD \$157.00 LIST.										
F	25CWDC	EO ¹	[]	[]	[]		\$2,349	\$2,863	\$2,480	\$2,811	\$2,912	\$2,962	\$2,912	\$2,962	\$3,118	N/A	
F	25CWDC	L ¹	[]	[]	[]		\$2,816	\$3,404	\$2,947	\$3,352	\$3,466	\$3,516	\$3,379	\$3,429	\$3,672	510L	
F	25CWDC	L-BE ¹	[]	[]	[]		\$2,816	\$3,404	\$2,947	\$3,352	\$3,466	\$3,516	\$3,379	\$3,429	\$3,672	510L-BE	
F	25CWDC	L-NL ¹	[]	[]	[]		\$2,717	\$3,305	\$2,848	\$3,253	\$3,419	\$3,469	\$3,280	\$3,330	\$3,625	510L-NL	
F	25CWDC	L-DT ¹	[]	[]	[]		\$2,717	\$3,305	\$2,848	\$3,253	\$3,419	\$3,469	\$3,280	\$3,330	\$3,625	510L-DT	
F	25CWDC	L ¹	[]	[]	[]		\$2,900	\$3,488	\$3,031	\$3,436	\$3,544	\$3,594	\$3,463	\$3,513	\$3,750	511L	
F	25CWDC	TP	[]	[]	[]		\$2,765	\$3,322	\$2,896	\$3,270	\$3,454	\$3,504	\$3,328	\$3,378	\$3,660	512TP	
F	25CWDC	TP-BE	[]	[]	[]		\$2,765	\$3,322	\$2,896	\$3,270	\$3,454	\$3,504	\$3,328	\$3,378	\$3,660	512TP-BE	
F	25CWDC	NL ¹	[]	[]	[]		\$2,687	\$3,229	\$2,818	\$3,177	\$3,343	\$3,393	\$3,250	\$3,300	\$3,549	512-NL	
F	25CWDC	K	[]	[]	[]		\$2,698	\$3,271	\$2,829	\$3,219	\$3,387	\$3,437	\$3,261	\$3,311	\$3,593	513K	
F	25CWDC	K-BE	[]	[]	[]		\$2,698	\$3,271	\$2,829	\$3,219	\$3,387	\$3,437	\$3,261	\$3,311	\$3,593	513K-BE	
F	25CWDC	K-NL	[]	[]	[]		\$2,698	\$3,271	\$2,829	\$3,219	\$3,387	\$3,437	\$3,261	\$3,311	\$3,593	513K-NL	
F	25CWDC	K-DT	[]	[]	[]		\$2,698	\$3,271	\$2,829	\$3,219	\$3,387	\$3,437	\$3,261	\$3,311	\$3,593	513K-DT	
F	25CWDC	DT	[]	[]	[]		\$2,603	\$3,227	\$2,793	\$3,175	\$3,276	\$3,326	\$3,166	\$3,216	\$3,482	717DT	
F	25CWDC	DT	[]	[]	[]		\$2,629	\$3,146	\$2,760	\$3,094	\$3,341	\$3,391	\$3,192	\$3,242	\$3,547	512DT	
F	25CWDC	C ¹	[]	[]	[]		\$2,547	\$3,142	\$2,735	\$3,090	\$3,191	\$3,241	\$3,110	\$3,160	\$3,397	718C	

 25-CWDC/F-25-CWDC device is handed and field reversible. Trims are furnished RHR when handing is not specified.

- ¹ These devices and 510L, 510L-BE, 510L-NL, 510L-DT, 511L, 512NL trims are available in 619 (US15), 622 (US19), and 643E (US11) finishes.
- ² 25 Series ordered in 710 (313AN) will be supplied with trims in 695 (SP313).
- ³ 2' devices will have 10" touch pad.
- ⁴ For fire-rated devices, consult wood door manufacturer for listing compatibility.

DEFAULT ATTRIBUTES

Pricing includes default options shown below. Additional options and configurations available.

Cylinders	Sex bolts	Strike(s)	Door thickness	Center line
Not included	Included on F-25-CWDC only	4188 and 2130	1-3/4"	40-1/4"

Extension rods: For door heights over 7'0" up to 8'0", 12" extension rods are furnished at no additional charge at the time of device order. Must specify door height on order line. For door heights over 8'0" up to 10'0", extension rods are furnished at prices shown in parts section with the device at the time of order. Must specify door height on order line.

605	606	612	613	619	622	625	626
US3	US4	US10	US10B	US15	US19	US26	US26D
628	629	630	643e	689	695	710	711
US28	US32	US32D	-	SP28	SP313	313	DC35

OPTIONS

SEX BOLTS Optional Sex Bolts are recommended for center case mounting when device is used with hollow core wood, composite or light gauge hollow metal doors. See chart below for quantities and list prices.	Quantity		Price adjustment
	2729	425	
25-R-EO (Exit Only device)	-	8	\$160.00
25-R Device x Trim	-	4	\$80.00
25-V-EO (Exit Only device)	6	6	\$222.00
25-V Device x Trim	6	2	\$142.00
25-V-EO (Exit Only device) LBR	3	6	\$171.00
25-V Device x Trim LBR	3	2	\$91.00
25-M-EO/25-C-EO/25-CWDC-EO (Exit Only device)	-	6	\$120.00
25-M/25-C/25-CWDC Device x Trim	-	2	\$40.00

LESS BOTTOM ROD (LBR/LBL Fire-Rated Devices must be ordered in pairs, and one Auxiliary Fire Pin (AFL) is furnished per pair.)	Specify (Suffix)	Price adjustment
<ul style="list-style-type: none"> Less bottom rod available with UL Fire Label at no additional charge on F-25-V and F-25-C devices For Panic devices, deduct -\$74.00 list 	LBR	\$0.00

TRIM CYLINDER LOCKDOWN	Specify (Suffix)	Price adjustment
Double Cylinder - Classroom Security <ul style="list-style-type: none"> Available with L function for 25-R -L less dogging and F-25-R-L devices only. Specify handing. Cylinders sold separately. Compatible cylinders include: <ul style="list-style-type: none"> Device side: Falcon rim cylinder 951; Schlage rim cylinder 20-021 and 20-022; thumbturn cylinder XB11-979 and XB13-379 Trim side: Falcon 985 – 1-1/8" mortise cylinder with cam #4; Schlage 20-001 – 1-1/4" or 1-1/8" mortise cylinder 	-2	\$251.00

CYLINDER DOGGING - Not for use with fire exit hardware	Specify (Prefix)	Price adjustment
Cylinder dogging available on all 25 Series panic devices	CD	\$90.00
Less dogging available on all 25 Series panic devices	LD	\$0.00

ELECTRIC LOCK OR UNLOCK OF TRIMS - Available on all 25 Series devices	Specify (Prefix)	Price adjustment
Electric Lock/Unlock Trim, Fail Safe (unlocks when power is interrupted)	FSA	\$432.00
Electric Lock/Unlock Trim, Fail Secure (locks when power is interrupted)	FSE	\$432.00

Available with TP, K, or L functions only. Can be used in combination with MEL, EA, or any device monitoring switch. Power supply PS902 is the recommended power supply for use with FSA/FSE trim. See the Power Supply section on page 285 for more information.

SWITCHES - Available on all 25 Series devices	Specify (Prefix)	Price adjustment
Touch bar Request to Exit switch <ul style="list-style-type: none"> RX dogging monitoring switch can be used in combination with a second DM or LM switch 	RX	\$295.00
Latch bolt monitor switch (provide signal when latch bolt is fully extended) <ul style="list-style-type: none"> DM device monitoring switch can be used in combination with a RX switch 	DM	\$311.00
Latch bolt monitor switch (provide signal when latch bolt is fully retracted) <ul style="list-style-type: none"> LM device monitoring switch can be used in combination with a RX switch 	LM	\$295.00
Key override Override device monitoring on a door by use of a keyed cylinder <ul style="list-style-type: none"> KOR must be used in combination with a device monitoring switch 	KOR	\$79.00

LATCH RETRACTION - Available on all 25 Series Panic and Fire devices except for 25-M and F-25-M	Specify (Prefix)	Price adjustment
Motorized electric latch retraction <ul style="list-style-type: none"> Cannot be used in combination with HD, CD, EA, or KOR options 	MEL	\$980.00

605	606	612	613	619	622	625	626
US3	US4	US10	US10B	US15	US19	US26	US26D
628	629	630	643e	689	695	710	711
US28	US32	US32D	-	SP28	SP313	313	DC35

OPTIONS

INSULCLAD OR APPLIED PANEL KITS - N/A for 25-C-C option.	Specify	Price adjustment
1/2" Panel - for 25C device	INS-2	\$221.00
1/4" Panel - for 25C device	INS-4	\$221.00

EXIT ALARM	Specify (Prefix)	Price adjustment
Exit alarm <ul style="list-style-type: none"> Available on 25R, 25V, 25C, 25C-WDC, and 25M panic and fire devices Price includes RX switch; can substitute with LM switch at no additional charge For vertical rod tampering monitoring on Surface Vertical Devices, specify device with DM (Latch Bolt Monitor Switch). Add \$311.00 list To order Less switch, deduct -\$295.00 list 9 volt battery included 	EA	\$734.00

HURRICANE DEVICE	Specify (Prefix)	Price adjustment
Meets all FBC Hurricane Listings. Consult factory for specific Applications. Hurricane option <ul style="list-style-type: none"> Available on 25-R¹, F-25-R, 25-V, F-25-V Prefix device "HH" 	HH	\$40.00
Standard devices 25-C, F-25-C, 25-M, F-25-M <ul style="list-style-type: none"> Meet all FBC Hurricane listing requirements Consult factory for specific applications Prefix "HH" is not required on these devices 	-	No charge

1. HH-25-R requires 299F Strike. Strike 299F will be provided/charged in place of Strike 299. Add \$21.00 List.
2. HH-25-V-EO and HH-F-25-V-EO, will be supplied with twelve sex bolts. Add \$222.00 List.
3. Other device functions will be supplied with eight sex bolts. Add \$142.00 List.

ACCESSIBLE DEVICE	Specify (Suffix)	Price adjustment
<ul style="list-style-type: none"> Accessible device compliant with the California Building Code (Section 11B-309.4) requirement for 5 lb. maximum operational force. Available on 3' and 4' AX25-R/F-25-R Rim, AX25-V/AXF-25V, AX25V-LBR/AXF-25V-LBR/LBR-AFL, AX25-C/AXF-25C, AX25-C-LBR/AX-F-25-C-LBR/LBR-AFL Trim functions available EO, DT, NL, L, L-BE, L-NL, L-DT, NL-OP, and C Other device & Trim options compatible with AX25 devices: MEL, RX, DM, LM, CON, EA, FSA/FSE, CD, LD 	AX	\$35.00

CONNECTORS	Specify (Suffix)	Price adjustment
Cross-category solution using common interconnect components for electrified options. <ul style="list-style-type: none"> Available with MEL, MEL-RX, RX, EA options. 	CON	\$0.00

Note: For wire harness options, refer to [Power Supply and Electronic Component Section](#).

Schlage Electronic Exit Trim

AD Series Electronic exit trim is available on Series 25 for rim. AD-300/400 network trim is available exclusively with 25 Series devices when mounted with LC-RX switch must be specified with exit device.

Four communication options:

- AD-200 993 Offline, access rights stored on lock
- AD-250 993 Offline, access rights on stored magnetic stripe credential
- AD-300 993 Networked hardware locks
- AD-400 993 Networked wireless locks

For complete pricing information, refer to Schlage Electronic Security Price Book.

605	606	612	613	619	622	625	626
US3	US4	US10	US10B	US15	US19	US26	US26D
628	629	630	643e	689	695	710	711
US28	US32	US32D	-	SP28	SP313	313	DC35

TRIM

- Cylinders are not included in the price.

LEVER TRIM						
510 Series trim are handed and field reversible. Trims are furnished RHR when handing is not specified.						
Description	Specify			606, 612, 689, 695	622 ² , 626, 630	605, 619 ² , 625, 629, 643E ²
	Model number	Device type	Finish			
Dane Lever, Key Locks or Unlocks ³	510L	[R, V, M, or C]	[Finish]	\$467.00	\$541.00	\$554.00
Dane Lever, Night Latch	510L-NL	[R, V, M, or C]	[Finish]	\$368.00	\$442.00	\$507.00
Dane Lever, Dummy Trim	510L-DT	[R, V, M, or C]	[Finish]	\$368.00	\$442.00	\$507.00
Dane Lever, Blank Escutcheon	510L-BE	[R, V, M, or C]	[Finish]	\$467.00	\$541.00	\$554.00

1. The Dane lever is furnished standard. Optional lever designs Broadway, Boardwalk, Danish, Latitude, Longitude, Sutro, Quantum and Avalon are available at no additional charge.
2. 619/622/643E finishes are available on the lever trim type listed above except Sutro.
3. Electric Lock or Unlock option is available on 510L function only. Suffix FSA for Fail Safe operation, or FSE for Fail Secure operation, add \$432.00 List.
4. KN for Knurling on Dane lever, add \$91.00 List. Contact factory for lead times.

VANDAL RESISTANT TRIM						
511 Series trim are handed and field reversible. Trims are furnished RHR when handing is not specified.						
Description	Specify			606, 612, 689, 695	622, 626, 630	605, 619, 625, 629, 643E
	Model number	Device type	Finish			
Dane Lever, Key Locks or Unlocks ⁷	511L	[R, V, M, or C]	[Finish]	\$551.00	\$625.00	\$632.00

5. The Dane Lever is furnished standard. Optional lever designs Broadway, Boardwalk, Danish, Latitude, Longitude, Sutro, Quantum, and Avalon are available at no additional charge.
6. 619/622/643E finishes are available on the lever trim type listed above except Sutro.
7. Electric Lock or Unlock option is available on 511L. Suffix FSA for Fail Safe operation, or FSE for Fail Secure operation, add \$432.00 List.

NIGHT LATCH & THUMBPIECE TRIM						
Description	Specify			606, 612, 689, 695	622 ⁸ , 626, 630	605, 619 ⁸ , 625, 629, 643E ⁸
	Model number	Device type	Finish			
Night Latch	512NL	[R, V, M, or C]	[Finish]	\$338.00	\$366.00	\$431.00
Thumbpiece, Key Locks or Unlocks ⁹	512TP	[R, V, M, or C]	[Finish]	\$416.00	\$459.00	\$542.00
Thumbpiece, Blank Escutcheon	512TP-BE	[R, V, M, or C]	[Finish]	\$416.00	\$459.00	\$542.00

8. 619/622/643E finishes are available only on 512NL with Falcon lever designs except Sutro.
9. Electric Lock or Unlock option is available on 512TP function only. Suffix FSA for Fail Safe operation, or FSE for Fail Secure operation, add \$432.00 List.

KNOB TRIM						
Description	Specify			606, 612, 689, 695	626, 630	605, 625, 629
	Model number	Device type	Finish			
Knob, Key Locks or Unlocks ⁹	513K	[R, V, M, or C]	[Finish]	\$349.00	\$408.00	\$475.00
Knob, Night Latch	513K-NL	[R, V, M, or C]	[Finish]	\$349.00	\$408.00	\$475.00
Knob, Dummy Trim	513K-DT	[R, V, M, or C]	[Finish]	\$349.00	\$408.00	\$475.00
Knob, Blank Escutcheon	513K-BE	[R, V, M, or C]	[Finish]	\$349.00	\$408.00	\$475.00

10. Electric Lock or Unlock option is available on 513K function only. Suffix FSA for Fail Safe operation, or FSE for Fail Secure operation, add \$432.00 List.

605	606	612	613	619	622	625	626
US3	US4	US10	US10B	US15	US19	US26	US26D
628	629	630	643e	689	695	710	711
US28	US32	US32D	-	SP28	SP313	313	DC35

TRIM

- Cylinders are not included in the price.

PULL TRIM						
Description	Specify			606, 612, 689, 695	626, 630	605, 625, 629
	Model number	Device type	Finish			
Dummy Trim	512DT	[R, V, M, or C]	[Finish]	\$280.00	\$283.00	\$429.00

DELTA TRIM						
717 and 718 series trim are handed and field reversible. Trims are furnished RHR when handing is not specified.						
Description	Specify			606, 612, 689	695	605, 619, 622, 625, 626, 643E
	Model number	Device type	Finish			
Dummy Trim	717DT	[R, V, M, or C]	[Finish]	\$254.00	\$313.00	\$364.00
Night Latch Less Pull ¹	718C	C	[Finish]	\$198.00	\$255.00	\$279.00

1. Available in 622 and 643E.

STRIKES

RIM STRIKES													
Description	Specify		Non-Finished	605	606	612	613	622	625	626	629	630	695
	Model number	Finish											
24/25-R Panic Devices - Opt.	264	[Finish]	-	-	-	-	-	\$151.00	-	\$175.00	-	-	-
24/25-R Panic Devices - Std.	299	[Finish]	-	\$141.00	\$108.00	-	-	\$92.00	\$141.00	\$108.00	-	-	\$108.00
24/25-R Fire Devices - Std.	299F	[Finish]	-	\$205.00	\$178.00	\$178.00	\$178.00	\$113.00	-	-	\$205.00	\$152.00	-
24/25-R Fire Devices - Opt.	499F	[Finish]	-	-	-	-	-	\$269.00	-	-	-	\$280.00	-
24/25-R Panic Devices - Opt.	1439	[Finish]	-	-	-	-	-	\$218.00	-	-	-	-	-
24/25-R Panic Devices - Opt.	1606	[Finish]	\$108.00	-	-	-	-	-	-	-	-	-	-
25-R Panic Devices - Opt. ¹	1609	[Finish]	-	\$182.00	\$170.00	\$170.00	\$170.00	\$151.00	\$182.00	\$170.00	-	-	-

1. Must be used with a Coordinator. Not a UL fire exit hardware listed application.

VERTICAL ROD TOP STRIKES		
Description	Specify	Non-Finished
19/24/25-V Panic and Fire devices ²	3788	\$74.00
24/25-C, CWDC Panic and Fire devices	4188	\$74.00

2. For Flush Transom applications, Specify part number 4215-019 Angle bracket, add \$76.00 List.

VERTICAL ROD BOTTOM STRIKES		
Description	Specify	Non-Finished
19-V/24/25-V, C Panic or Fire - Std.	2130	\$74.00
19-V/24/25-V, C Panic	4155	\$74.00

MORTISE LOCK STRIKES		
Description	Specify	Non-Finished
25-M Panic and Fire devices - Std.	1279	\$74.00
25-M Fire devices - Opt.	F1280	\$74.00

Refer to device catalogs for specific door application strike requirements.

605	606	612	613	619	622	625	626
US3	US4	US10	US10B	US15	US19	US26	US26D
628	629	630	643e	689	695	710	711
US28	US32	US32D	-	SP28	SP313	313	DC35

ACCESSORIES

COVER PLATES & FILLER PLATES		
Description	Specify	Non-Finished
Strike cover - ASA 4-7/8"	3722	\$19.00
Mortise front - 8" x 1-1/4"	3723	\$19.00
Lock front - 2-1/4" x 1-1/8"	3721	\$19.00

CYLINDERS						
Description	Specify		Open		Restricted	
	Part number	Finish	626	605, 606, 613, 612, 629, 630	626	605, 606, 613, 612, 629, 630
1-1/8" Mortise cylinder with straight cam (#24)	985	.[Finish]	\$89.00	\$95.00	\$105.00	\$111.00
1-1/4" Mortise cylinder with straight cam (#24)	986	.[Finish]	\$89.00	\$95.00	\$105.00	\$111.00
Rim cylinder	951	.[Finish]	\$89.00	\$95.00	\$105.00	\$111.00

Interchangeable core cylinder housing uses #5 cam.
 Custom keying not available. Falcon G is default keyway.
 Cylinder type determined by trim function.

CYLINDERS (Housing only)				
Description	Specify		626	605, 606, 613, 612, 629, 630
	Part number	Finish		
1-3/8" Interchangeable core mortise cylinder housing	C987	.[Finish]	\$52.00	\$55.00
Interchangeable core rim cylinder housing (N/A in 625 finish)	C953	.[Finish]	\$57.00	\$60.00

IC Cylinder Housings sold Less SFIC.

EXTENSION RODS			
Description	Specify		All finishes
	Part number	Finish	
24/25/19-V Extension rod 12" (ER12-V)	650006	.[Finish]	\$31.00
24/25/19-V Extension rod 24" (ER24-V)	650007	.[Finish]	\$52.00
24/25/19-V Extension rod 36" (ER36-V)	650008	.[Finish]	\$85.00
24/25-C, CWDC Extension rod 12" (ER12-C)	650017	.[Finish]	\$31.00
24/25-C, CWDC Extension rod 24" (ER24-C)	650018	.[Finish]	\$52.00
24/25-C, CWDC Extension rod 36" (ER36-C)	650019	.[Finish]	\$85.00

Surface vertical and concealed vertical rod devices for door heights over 7'0" up to 8'0", 12" extension rods are furnished at no additional charge at the time of device order. Must specify door height on order line.

For door heights over 8'0" up to 10'0", extension rods are furnished at prices shown above with the device at the time of order. Must specify door height on order line. Replacement extension rods can be ordered individually by the part numbers listed above.

DUMMY TOUCH BARS						
3' Device pricing shown. 4' add \$26.00 list.						
Description	Specify		689, 695	606, 612	630	605, 625, 626, 629, 619, 622, 643E
	Part number	Finish				
24/25 Series Dummy touch bar	250DT	.[Finish]	\$471.00	\$520.00	\$593.00	\$677.00

DUMMY TOUCH BAR OPTIONAL FEATURES		Specify (Prefix)	Price adjustment
Touchbar Request-to-Exit switch		RX	\$295.00
Key override device monitoring on a door by use of a keyed cylinder		KOR	\$79.00

KITS

343	605	606	612	619	622	625	626
US43E	US463	US464	US465	US466	US467	US468	US469
628	629	630	689	695	710	711	725
US528	US529	US530	SP28	SP38	SP313	DS35	DS36

CYLINDER DOGGING KITS				
Description	Specify			605, 606, 612, 622, 625, 626, 628, 630, 711
	Model number	Part number	Finish	
25 Series - 3' device	25CDK-3	650159	.[Finish]	\$90.00
25 Series - 4' device	25CDK-4	650160	.[Finish]	\$90.00

1. Cylinder sold separately.
2. When a device is ordered "with CD with Cylinder", a 1-1/4" mortise cylinder (986 Falcon G x straight cam KD) is supplied for CD.
3. CD kits can also pair with a 1-1/8" mortise cylinder (985 Falcon G x straight cam KD). Must be ordered separately.

DOUBLE CYLINDER -2 CONVERSION / CENTER CASE COVER KITS							
Description	Specify						343, 605, 606, 619, 622, 625, 626, 629, 630, 689, 695, 725
	Part number	Double cylinder	Device type	Fire	Finish	Handing	
25-R-2 Cover kit	47720568	-2	Rim	-	.[Finish]	RHR	\$286.00
25-R-2 Cover kit	47720553	-2	Rim	-	.[Finish]	LHR	\$286.00
25-R-2 Conversion kit	47720572	-2	Rim	-	.[Finish]	RHR	\$424.00
25-R-2 Conversion kit	47720580	-2	Rim	-	.[Finish]	LHR	\$424.00
25-R-2 Conversion kit	47720570	-2	Rim	.[F]	.[Finish]	RHR	\$478.00
25-R-2 Conversion kit	47720579	-2	Rim	.[F]	.[Finish]	LHR	\$478.00

SHIM KITS					
Description	Specify			Non-Finished	622
	Model number	Part number	Finish		
25 Rim or 25 Mortise shim kit - 1/4"	SK25-R/M	650107	.[Finish]	-	\$94.00
25 Surface vertical shim kit - 1/4" - up to 8' doors	SK25-V-8	650108	.[Finish]	-	\$94.00
25 Surface vertical shim kit - 1/4" - over 8' up to 10' doors	SK25-V-10	650266	.[Finish]	-	\$94.00
Retrofit shim kit - HH-25-R, HH-F25-R (Required)	579	650106	.[Finish]	\$40.00	-
25 Wood Door concealed shim kit - 1/4"	SK25-CV-WDC	47849032	.[Finish]	-	\$94.00

Note: All shim kits for use on door thicknesses up to 2". Consult factory for door thickness over 2".

RX SWITCH KIT			
Description	Specify		Non-Finished
	Model number	Part number	
24/25 Series RX Switch kit	24/25 RX KIT	650359	\$364.00

EXIT ALARM KITS				
Description	Specify			605, 606, 612, 622, 625, 626, 628, 630, 711
	Model number	Part number	Part number with Allegion Connect (-CON)	
25 Series Exit alarm kit 3'	25-EAK-3	650167	650706	\$734.00
25 Series Exit alarm kit 4'	25-EAK-4	650168	650707	\$734.00

MOTORIZED ELECTRIC LATCH RETRACTION KIT				
Description	Specify			605, 606, 612, 625, 626, 628, 630, 695
	Model number	Part number	Part number with Allegion Connect (-CON)	
25 Motorized electric latch retraction kit 3'	25-MELK-3	47266630	47270546	\$980.00
25 Motorized electric latch retraction kit 4'	25-MELK-4	47266631	47270547	\$980.00

Note: MEL kit cannot be used to convert an EL device nor can they be used on 25-M or F-25-M devices.

605	606	612	613	619	622	625	626
US3	US4	US10	US10B	US15	US19	US26	US26D
628	629	630	643e	689	695	710	711
US28	US32	US32D	-	SP28	SP313	313	DC35

KITS

SLM BLOCKING KIT				
Description	Specify			Price
	Model No.	Part No.	Finish	
F-25 Rim/Concealed vertical SLM blocking kit	F-25-R/C	600335	.[Finish]	\$27.00
F-25 Surface vertical SLM blocking kit	F-25-V	600336	.[Finish]	\$30.00

For use with devices on doors with special high density blocking material.
Blocking material must be UL or Warnock Hersey approved.

INSULCLAD KIT - Not for use with 25-C-C				
Description	Specify			Price
	Model No.	Part No.	Finish	
25C-C-Slide Kit 1/4" INS	25C	47962244	.[Finish]	\$221.00
25C-C Slide Kit 1/2" INS	25C	47962217	.[Finish]	\$221.00
25C CenterSlide Asm 1/4" INS	25C	47962158	.[Finish]	\$179.00
25C CenterSlide Asm 1/2" INS	25C	47962157	-	\$179.00
Insulclad ratchet release screw	25C	972476	-	\$11.00

PARTS

DUMMY TOUCH BAR PARTS							
Description	Specify		630, 689, 695	606, 612	625, 629	626	605
	Part number	Finish					
250 Front cover plate package	600291	.[Finish]	\$34.00	\$45.00	\$131.00	\$41.00	\$67.00

8500 MORTISE LOCK						
Description	Specify		605, 625, 626	606, 612	613	622
	Part number	Finish				
Night latch (universal for all 25 device mortise lock trim options)	8500NL	.[Finish]	\$571.00	\$455.00	\$571.00	\$571.00

- 629 and 630 finish device supplied with 625 and 626 mortise lock.
- Mortise device is handed. For replacement of Mortise lock only, handing is field reversible. Lock is furnished RHR when handing is not specified.
- See Trim section for FSA/FSE options compatible with 8500NL, ordered as Trim option.

8500 MORTISE LOCKS - PARTS		
Description	Specify	Non-Finished
Dead lock arm spring	3518	\$16.00
Auxiliary bolt actuator	3530	\$49.00
Auxiliary bolt spring	661473	\$16.00
Deadlocking arm	661472	\$49.00
Cylinder operating arm	3542	\$49.00

CENTER CASE											
Description	Specify		Non-Finished	605	606	612, 625, 629	622	626	628	630	710
	Part No.	Finish									
25-R Center case kit	650239	.[Finish]	\$248.00	-	-	-	-	-	-	-	-
F-25-R Center case kit	650240	.[Finish]	\$268.00	-	-	-	-	-	-	-	-
F-25-V Center case kit	650242	.[Finish]	\$210.00	-	-	-	-	-	-	-	-
F-25-C, F-25-C-WDC Center case kit	650244	.[Finish]	\$192.00	-	-	-	-	-	-	-	-

25 SERIES

24 SERIES

19 SERIES

20 SERIES

1690/1790 SERIES

1990/2090 SERIES

ACCESSORIES

PARTS

605	606	612	613	619	622	625	626
US3	US4	US10	US10B	US15	US19	US26	US26D
628	629	630	643e	689	695	710	711
US28	US32	US32D	-	SP28	SP313	313	DC35

CENTER CASE											
Description	Specify		Non-Finished	605	606	612, 625, 629	622	626	628	630	710
	Part No.	Finish									
F-25-M Center case kit RHR	650246	.[Finish]	\$210.00	-	-	-	-	-	-	-	-
F-25-M Center case kit LHR	650398	.[Finish]	\$210.00	-	-	-	-	-	-	-	-
F-25-R Center case cover kit	650255	.[Finish]	-	\$239.00	\$231.00	\$226.00	\$216.00	\$216.00	\$175.00	\$219.00	\$186.00
F-25-V Center case cover kit	650257	.[Finish]	-	\$239.00	\$231.00	\$226.00	\$216.00	\$216.00	\$175.00	\$219.00	\$186.00
F-25-C, F-25-M Center case cover kit	650259	.[Finish]	-	\$239.00	\$231.00	\$226.00	\$216.00	\$216.00	\$175.00	\$219.00	\$186.00
25 Series Center case cover mtg pkg	600307	.[Finish]	-	\$18.00	\$18.00	\$18.00	-	-	-	-	\$18.00
25-V/M/C Center case housing kit	650261	.[Finish]	\$29.00	-	-	-	-	-	-	-	-
25-V/M/C Center case housing screw pkg	600308	.[Finish]	\$17.00	-	-	-	-	-	-	-	-
25-V Center case finger kit	650262	.[Finish]	\$49.00	-	-	-	-	-	-	-	-
25-C Center case finger kit	650263	.[Finish]	\$39.00	-	-	-	-	-	-	-	-
25-V/C Center case finger screw package	600309	.[Finish]	\$17.00	-	-	-	-	-	-	-	-
25-M Center case slide bar assembly RHR	650378	.[Finish]	\$106.00	-	-	-	-	-	-	-	-
25-M Center case slide bar assembly LHR	650377	.[Finish]	\$106.00	-	-	-	-	-	-	-	-

COVER PLATE / CONVERSION KITS											
Description	Specify		Non-Finished	605	606	612, 625, 629	622	626	628	630	710
	Part No.	Finish									
F-25 Series channel cover 3'	650227	.[Finish]	-	\$56.00	\$56.00	\$56.00	\$56.00	\$56.00	\$56.00	\$56.00	\$56.00
F-25 Series channel cover 4'	650228	.[Finish]	-	\$59.00	\$59.00	\$59.00	\$59.00	\$59.00	\$59.00	\$59.00	\$59.00
25 Series CD Channel cover 3'	650119	.[Finish]	-	\$68.00	\$68.00	\$68.00	\$68.00	\$68.00	\$68.00	\$68.00	\$68.00
25 Series CD Channel cover 4'	650120	.[Finish]	-	\$78.00	\$78.00	\$78.00	\$78.00	\$78.00	\$78.00	\$78.00	\$78.00
25 Series KOR Channel cover 3'	650143	.[Finish]	-	\$92.00	\$92.00	\$92.00	\$92.00	\$92.00	\$92.00	\$92.00	\$92.00
25 Series KOR Channel cover 4'	650144	.[Finish]	-	\$96.00	\$96.00	\$96.00	\$96.00	\$96.00	\$96.00	\$96.00	\$96.00
25 Series Hex dogging kit 3'	650191	.[Finish]	-	\$92.00	\$92.00	\$92.00	\$92.00	\$92.00	\$92.00	\$92.00	\$92.00
25 Series Hex dogging kit 4'	650192	.[Finish]	-	\$97.00	\$97.00	\$97.00	\$97.00	\$97.00	\$97.00	\$97.00	\$97.00
25 Hex dogging assembly	47589559	.[Finish]	\$27.00	-	-	-	-	-	-	-	-
25 Hex dogging key 5/32" (pkg of 10)	090085-89	.[Finish]	\$106.00	-	-	-	-	-	-	-	-
25 Series 3' MEL Channel cover plate	47270298	.[Finish]	-	\$138.00	\$138.00	\$138.00	\$138.00	\$138.00	\$138.00	\$138.00	\$138.00
25 Series 4' MEL Channel cover plate	47270299	.[Finish]	-	\$143.00	\$143.00	\$143.00	\$143.00	\$143.00	\$143.00	\$103.00	\$143.00

SERVICE PARTS											
Description	Specify		605, 606	619, 622	625	626	629	630	689	696	725
	Part No.	Finish									
25-R-2 Parts box	47611102	.[Finish]	\$282.00	\$202.00	\$282.00	\$202.00	\$282.00	\$202.00	\$202.00	\$202.00	\$282.00

MECHANISM CASE											
Description	Specify		Non-Finished	605	606	612, 625, 629	622, 626	628	630	710	
	Part No.	Finish									
25 Series Channel 3' door	661412	.[Finish]	-	\$150.00	\$143.00	\$142.00	\$136.00	\$111.00	\$138.00	\$119.00	
25 Series Channel 4' door	661413	.[Finish]	-	\$193.00	\$186.00	\$184.00	\$173.00	\$143.00	\$183.00	\$148.00	
25 Series Channel screw (pkg of 10)	600305	.[Finish]	\$24.00	-	-	-	-	-	-	-	

605	606	612	613	619	622	625	626
US3	US4	US10	US10B	US15	US19	US26	US26D
628	629	630	643e	689	695	710	711
US28	US32	US32D	-	SP28	SP313	313	DC35

PARTS

END CAP / PUSH BAR										
Description	Specify		Non-Finished	605	606	612, 625, 629	622, 626	628	630	710
	Part No.	Finish								
25 Channel end cap kit 1-3/4" door	650294	.[Finish]	-	\$59.00	\$57.00	\$57.00	\$52.00	\$43.00	\$56.00	\$48.00
25 Channel end cap kit 2-1/4" door	650348	.[Finish]	-	\$59.00	\$57.00	\$57.00	\$52.00	\$43.00	\$56.00	\$48.00
25 Series Push bar end cap kit	600310	.[Finish]	-	\$63.00	\$59.00	\$58.00	\$57.00	\$48.00	\$58.00	\$49.00
25 Series Push bar guide pkg	600319	.[Finish]	\$18.00	-	-	-	-	-	-	-

MOUNTING PACKAGES										
Description	Specify		Non-Finished	605	606	612, 622, 625, 629	630	710		
	Part No.	Finish								
F-25-R/F-25-M Mtg pkg 1-3/4" door	650345	.[Finish]	\$31.00	-	-	-	-	-	-	-
F-25-R/F-25-M Mtg pkg 2-1/4" door	650293	.[Finish]	\$31.00	-	-	-	-	-	-	-
25-V Mtg pkg 1-3/4" - 2-1/4" door	650315	.[Finish]	\$59.00	-	-	-	-	-	-	-
F-25-V Mtg pkg 1-3/4" door	650316	.[Finish]	\$59.00	-	-	-	-	-	-	-
F-25-V Mtg pkg 2-1/4" door	650295	.[Finish]	\$59.00	-	-	-	-	-	-	-
25-C Mtg pkg 1-3/4" door	650318	.[Finish]	\$42.00	-	-	-	-	-	-	-
25-C Mtg pkg 2-1/4" door	650300	.[Finish]	\$42.00	-	-	-	-	-	-	-
F-25-C Mtg pkg 1-3/4" door	650317	.[Finish]	\$42.00	-	-	-	-	-	-	-
F-25-C Mtg pkg 2-1/4" door	650346	.[Finish]	\$42.00	-	-	-	-	-	-	-
F-25-C-WDC Mtg pkg 1-3/4" door	650299	.[Finish]	-	\$88.00	\$88.00	\$88.00	\$88.00	\$88.00	\$88.00	\$88.00
F-25-C-WDC Mtg pkg 2-1/4" door	650296	.[Finish]	-	\$88.00	\$88.00	\$88.00	\$88.00	\$88.00	\$88.00	\$88.00
MEL Motor mounting screws, pkg of 2	47266852	.[Finish]	\$28.00	-	-	-	-	-	-	-

ELECTRICAL										
Description	Specify		Non-Finished	605	606	612, 625, 629	630	710		
	Part No.	Finish								
Cotter Key 1/8" x 1" (pkg of 10)	060111	.[Finish]	\$21.00	-	-	-	-	-	-	-
24/25 Series RX switch kit	650359	.[Finish]	\$364.00	-	-	-	-	-	-	-
EL Potted circuit breaker	050534	.[Finish]	\$536.00	-	-	-	-	-	-	-
Exit alarm label - service	650265	.[Finish]	\$17.00	-	-	-	-	-	-	-
EAK CON Adapter harness	106182	.[Finish]	\$21.00	-	-	-	-	-	-	-
LM Switch replacement kit	650713	.[Finish]	\$295.00	-	-	-	-	-	-	-
LM CON Switch replacement kit	650712	.[Finish]	\$319.00	-	-	-	-	-	-	-
DM Switch replacement kit	650715	.[Finish]	\$311.00	-	-	-	-	-	-	-
DM CON Switch replacement kit	650714	.[Finish]	\$334.00	-	-	-	-	-	-	-
MEL Motor cable	114320	.[Finish]	\$20.00	-	-	-	-	-	-	-
MEL Motor cable w/6' cable	47269206	.[Finish]	\$88.00	-	-	-	-	-	-	-
MEL/EL CON Adapter harness	106198	.[Finish]	\$20.00	-	-	-	-	-	-	-
MEL Motor cable w/MEL CON Adapter harness	040069	.[Finish]	\$88.00	-	-	-	-	-	-	-

VERTICAL LATCHES											
Description	Specify		Non-Finished	605, 606, 612	622	625, 629	626	630, 695	689		
	Part No.	Finish									
25-V Top latch case	650389	.[Finish]	\$168.00	-	-	-	-	-	-	-	-
F-25-V Top latch case	650375	.[Finish]	\$172.00	-	-	-	-	-	-	-	-
25-V Latch case cover kit	650202	.[Finish]	-	\$127.00	\$127.00	\$127.00	\$127.00	\$97.00	\$97.00	\$97.00	\$97.00

25 SERIES

24 SERIES

19 SERIES

20 SERIES

1690/1790 SERIES

1990/2090 SERIES

ACCESSORIES

PARTS

605	606	612	613	619	622	625	626
US3	US4	US10	US10B	US15	US19	US26	US26D
628	629	630	643e	689	695	710	711
US28	US32	US32D	-	SP28	SP313	313	DC35

VERTICAL LATCHES									
Description	Specify		Non-Finished	605, 606, 612	622	625, 629	626	630, 695	689
	Part No.	Finish							
25-V Latch case cover mtg pkg	650336	.[Finish]	-	\$16.00	\$16.00	\$16.00	\$16.00	\$16.00	\$16.00
25-V Bottom bolt guide (latch cover sold separately)	650387	.[Finish]	\$17.00	-	-	-	-	-	-
F-25-V, F-25-C Auxiliary fire pin kit (LBR application only)	5494	.[Finish]	\$214.00	-	-	-	-	-	-
25-C, C-WDC Top latch case	603	.[Finish]	\$285.00	-	-	-	-	-	-
F-25-C Top latch case	F603	.[Finish]	\$398.00	-	-	-	-	-	-
F-25-C-WDC Top latch case	WF603	.[Finish]	\$398.00	-	-	-	-	-	-
F-25-C, CWDC Top latch release kit	650339	.[Finish]	-	\$48.00	\$57.00	\$48.00	\$57.00	\$57.00	\$57.00
25-C Bottom bolt guide	4567	.[Finish]	\$68.00	-	-	-	-	-	-
25-C-WDC Bottom bolt guide	4835	.[Finish]	\$62.00	-	-	-	-	-	-
F-25-C-WDC Latch bracket	4694	.[Finish]	\$17.00	-	-	-	-	-	-
F-25-C, CWDC Center slide assembly	650376	.[Finish]	\$399.00	-	-	-	-	-	-
24/25 WDC-C Plate	47817268	.[Finish]	\$49.00	-	-	-	-	-	-
24-C-WDC Reinforcement plate	4833	.[Finish]	-	\$61.00	\$61.00	\$61.00	-	\$61.00	\$44.00
24-C-WDC Reinforcement plate w/access hole	4834	.[Finish]	-	\$61.00	\$61.00	\$61.00	-	\$61.00	\$44.00

VERTICAL RODS									
Description	Specify		Non-Finished	605, 606, 612	622	625, 629	626	630, 695	689
	Part No.	Finish							
25-V Rod guide kit	650311	.[Finish]	-	\$70.00	\$94.00	\$94.00	-	\$78.00	\$74.00
25-V Top rod kit	3777	.[Finish]	-	\$127.00	\$127.00	\$127.00	-	\$127.00	\$127.00
25-V Bottom rod kit	610055	.[Finish]	-	\$170.00	\$170.00	\$170.00	-	\$170.00	\$170.00
F-25-C, CWDC Top rod kit	610061	.[Finish]	\$127.00	-	-	-	-	-	-
F-25-C, CWDC Bottom rod kit	610057	.[Finish]	\$170.00	-	-	-	-	-	-
#10 x 1-1/4" FPHSMS Clear zinc	660002	.[Finish]	\$16.00	-	-	-	-	-	-

TRIM											
Description	Specify		Non-Finished	605	606, 629	612, 625	619	622	626, 630	689	695
	Part No.	Finish									
510 Backplate assembly	600272	.[Finish]	\$40.00	-	-	-	-	-	-	-	-
510/512/513 Slider	600273	.[Finish]	\$105.00	-	-	-	-	-	-	-	-
511L Slider assembly	600282	.[Finish]	\$247.00	-	-	-	-	-	-	-	-
Hook spring package	090041	.[Finish]	\$19.00	-	-	-	-	-	-	-	-
510/511L Spring (pkg of 2)	600274	.[Finish]	\$31.00	-	-	-	-	-	-	-	-
512TP/513K Spring (pkg of 2)	600284	.[Finish]	\$18.00	-	-	-	-	-	-	-	-
510L/512TP/513K Locking hook	600275	.[Finish]	\$40.00	-	-	-	-	-	-	-	-
510L-NL/512NL/513K-NL Cam	600281	.[Finish]	\$42.00	-	-	-	-	-	-	-	-
L/K Spindle cam kit	600276	.[Finish]	\$42.00	-	-	-	-	-	-	-	-
L-NL/L-DT Spindle cam kit	600280	.[Finish]	\$44.00	-	-	-	-	-	-	-	-
510/511/513 Spindle cam retaining ring (pkg of 10)	600277	.[Finish]	\$17.00	-	-	-	-	-	-	-	-
510L/513K Shear pin (pkg of 10)	650267	.[Finish]	\$35.00	-	-	-	-	-	-	-	-
511L Shear pin (pkg of 5)	600283	.[Finish]	\$17.00	-	-	-	-	-	-	-	-

605	606	612	613	619	622	625	626
US3	US4	US10	US10B	US15	US19	US26	US26D
628	629	630	643e	689	695	710	711
US28	US32	US32D	-	SP28	SP313	313	DC35

PARTS

TRIM											
Description	Specify		Non-Finished	605	606, 629	612, 625	619	622	626, 630	689	695
	Part No.	Finish									
500 Series Cylinder lock nut	600278	. [Finish]	\$18.00	-	-	-	-	-	-	-	-
500 Series Cylinder nut tool	600279	. [Finish]	\$30.00	-	-	-	-	-	-	-	-
500 Series Security collar	600296	. [Finish]	-	\$35.00	\$42.00	\$42.00	-	-	\$42.00	\$35.00	\$35.00
Lower pull bracket kit 1.3/4"	600289	. [Finish]	-	\$30.00	\$24.00	\$24.00	-	-	\$24.00	\$24.00	\$20.00
Lower pull bracket kit 2.1/4"	600290	. [Finish]	-	\$30.00	\$24.00	\$24.00	-	-	\$24.00	\$24.00	\$20.00
512TP Thumbpiece	600285	. [Finish]	-	\$68.00	\$62.00	\$62.00	-	-	\$59.00	\$48.00	\$49.00
512TP Thumbpiece pivot pin	600286	. [Finish]	\$16.00	-	-	-	-	-	-	-	-
512TP Thumbpiece bracket	600287	. [Finish]	\$20.00	-	-	-	-	-	-	-	-
512TP Pull	600297	. [Finish]	-	\$268.00	\$255.00	\$248.00	-	-	\$245.00	\$194.00	\$209.00
513K Knob assembly	600298	. [Finish]	-	\$267.00	\$253.00	\$247.00	-	-	\$240.00	\$193.00	\$207.00
510L Dane lever kit	600299	. [Finish]	-	\$196.00	\$187.00	\$185.00	-	-	\$183.00	\$143.00	\$149.00
510L Sutro lever kit	600300	. [Finish]	-	\$196.00	\$187.00	\$185.00	-	-	\$183.00	\$143.00	\$149.00
510L Quantum lever kit	600301	. [Finish]	-	\$196.00	\$187.00	\$185.00	-	-	\$183.00	\$143.00	\$149.00
510 Avalon lever kit	600337	. [Finish]	-	\$318.00	\$233.00	\$318.00	-	-	\$233.00	\$231.00	\$233.00
510L Latitude lever kit	050988	. [Finish]	\$196.00	\$196.00	\$185.00	\$187.00	\$183.00	\$183.00	\$183.00	\$143.00	\$149.00
510L Longitude lever kit	050989	. [Finish]	\$196.00	\$196.00	\$185.00	\$187.00	\$183.00	\$183.00	\$183.00	\$143.00	\$149.00
510 Danish lever kit	050990	. [Finish]	\$196.00	\$196.00	\$185.00	\$187.00	\$183.00	\$183.00	\$183.00	\$143.00	\$149.00
510L Broadway lever kit	050991	. [Finish]	\$196.00	\$196.00	\$185.00	\$187.00	\$183.00	\$183.00	\$183.00	\$143.00	\$149.00
510L Boardwalk lever kit	050992	. [Finish]	\$196.00	\$196.00	\$185.00	\$187.00	\$183.00	\$183.00	\$183.00	\$143.00	\$149.00
Pull grip screw (pkg of 10)	600288	. [Finish]	\$16.00	-	-	-	-	-	-	-	-
512 Mounting pkg 1-3/4"	650231	. [Finish]	-	-	\$16.00	-	-	-	\$16.00	-	\$16.00
512 Mounting pkg 2-1/4"	650232	. [Finish]	-	-	\$16.00	-	-	-	\$16.00	-	\$16.00
510/511/512/513 Screw pkg 1-3/4"	650235	. [Finish]	\$16.00	-	-	-	-	-	-	-	-
510/511/512/513 Screw pkg 2-1/4"	650237	. [Finish]	\$16.00	-	-	-	-	-	-	-	-
CYL Assembly screw pkg	600208	. [Finish]	-	\$64.00	\$64.00	\$64.00	\$67.00	\$64.00	\$64.00	\$64.00	\$64.00
FSA/FSE Solenoid kit and plunger	47562284	. [Finish]	\$246.00	-	-	-	-	-	-	-	-
FSA/FSE Pivot pin	600295	. [Finish]	\$16.00	-	-	-	-	-	-	-	-
FSA/FSE Solenoid spring	650278	. [Finish]	\$16.00	-	-	-	-	-	-	-	-

PARTS MAINTENANCE KIT		
Description	Part number	Price
24/25 Maintenance kit (See below for what is supplied in Kit)	650277	\$2,567.00

REFILL PARTS/PACKAGES				
Description	BHMA Finish	Kit contents qty	Part number	Refill Price each
299 Strike US19	622	5	299 Strike	\$88.00
325 Sex bolt, 1/4-20 US32D (package of 2)	630	10	325 SNB	\$40.00
425 Sex bolt, 10-24 US32D (package of 2)	630	10	425 SNB	\$40.00
CD/EA/KOR Cylinder retaining bracket	-	30	4208	\$16.00
512/718 Lever washer (package of 10)	-	1	060126	\$16.00
Cylinder nut BRS	-	10	3894-000	\$16.00
Rod guide kit US32D	630	6	650311	\$78.00
Rod guide kit SP28	689	2	650311	\$74.00
Rod guide kit SP313	695	2	650311	\$78.00

25 SERIES

24 SERIES

19 SERIES

20 SERIES

1690/1790 SERIES

1990/2090 SERIES

ACCESSORIES

PARTS

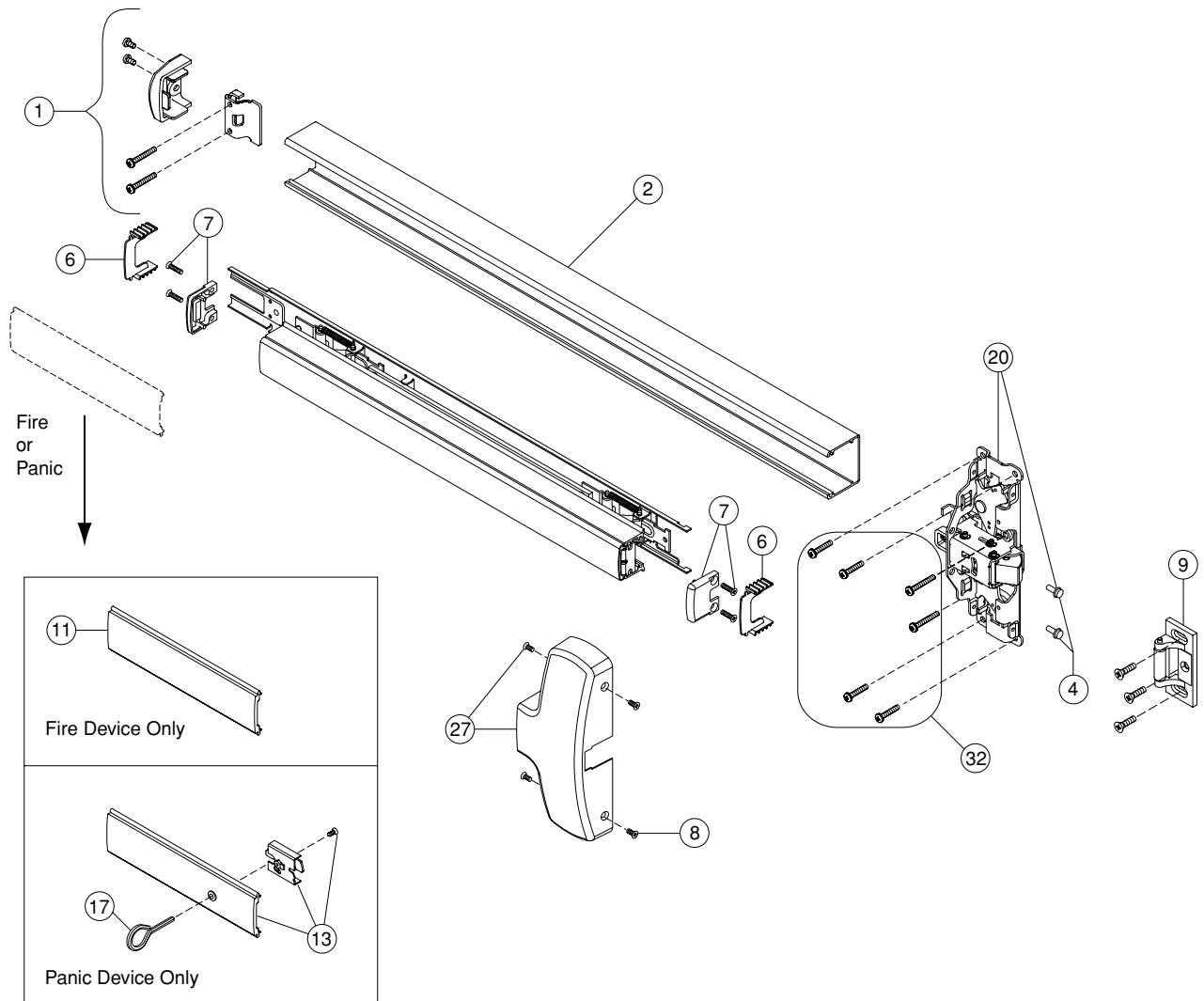
605	606	612	613	619	622	625	626
US3	US4	US10	US10B	US15	US19	US26	US26D
628	629	630	643e	689	695	710	711
US28	US32	US32D	-	SP28	SP313	313	DC35

REFILL PARTS/PACKAGES				
Description	BHMA Finish	Kit contents qty	Part number	Refill Price each
25 Hex dogging key 5/32" (package of 10)	-	1	090085-89	\$106.00
512 Mounting package US4 1-3/4" door	606	2	650231	\$16.00
512 Mounting package US10B 1-3/4" door	612	2	650231	\$16.00
512 Mounting package US26D 1-3/4" door	625	6	650231	\$16.00
24/25 End cap kit US32D 1-3/4" door	630	6	650294	\$56.00
24/25 End cap kit US26D 1-3/4" door	626	2	650294	\$52.00
24/25 End cap kit SP28 1-3/4" door	689	1	650294	\$43.00
24/25 End cap kit SP313 1-3/4" door	695	1	650294	\$48.00
511 Trim shear pin (package of 5)	-	6	600283	\$17.00
24 Device plastic mounting template	-	2	640001	\$16.00
25 Device plastic mounting template	-	2	640002	\$16.00
510/513 Trim shear pin (package of 10)	-	3	650267	\$35.00
8500 Lock housing screws (package of 10)	-	2	060112	\$16.00
24/25-C Latch screw (package of 10)	-	5	060113	\$16.00
Rod guide screws (package of 10)	-	3	060114	\$16.00
510/511/512/513 Back plate screws (package of 10)	-	5	060119	\$16.00
25 Lift finger screws (package of 2)	-	10	600309	\$17.00
8500 Lock face screws US3, US4, US10	605, 606, 612	10	600173	\$16.00
8500 Lock face screws US26D, US32D	626, 630	10	600173	\$16.00
8500 Lock face screws US10B	613	10	600173	\$16.00
8500 Lock backplate screws (package of 10)	-	5	060120	\$16.00
24/25-V Latch cover screws US26D, US28, US32D (package of 10)	626, 628, 630	5	060121	\$16.00
24/25-V Latch cover screws US3, US4, US10 (package of 10)	605, 606, 612	5	060121	\$16.00
24/25-V Latch cover screws US10B (package of 10)	613	5	060121	\$16.00
Electric option dogging screw (package of 10)	-	5	060123	\$16.00
K-NL/L-NL Spindle cam screw (package of 10)	-	2	060122	\$18.00
K/L/TL Trim lock nut (package of 10)	-	1	060124	\$16.00
24/25 Channel screw (package of 10)	-	3	600305	\$24.00
Cotter key 1/8" x 1" (package of 10)	-	5	060111	\$21.00
Cylinder nut tool (package of 5)	-	2	600279	\$30.00
FSE/FSE Trim pivot pin (package of 10)	-	2	060125	\$16.00
24/25 Pushbar guide (package of 2)	-	10	600319	\$18.00
25 Trim cylinder locknut	-	10	600278	\$18.00
25 Center case mounting screws (package of 10)	-	5	060117	\$16.00
24 Center case housing screws (package of 10)	-	5	060118	\$16.00
25-R/M Device mounting screws (package of 10)	-	5	060116	\$16.00
FSA/FSE Trim screws (package of 10)	-	5	060115	\$16.00
24/25 Center case cover screws US3 (package of 4)	605	12	600307	\$18.00
24/25 Center case cover screws US4 (package of 4)	606	12	600307	\$18.00
24/25 Center case cover screws US10 (package of 4)	612	12	600307	\$18.00
24/25 Center case cover screws US10B (package of 4)	613	12	600307	\$18.00
24/25 Center case cover screws US26D, US32D, SP28 (package of 4)	626, 630, 689	12	600307	\$18.00
510/513 Spindle cam ret. ring (package of 10)	-	2	600277	\$17.00
25 Housing plate screws (package of 2)	-	2	600308	\$17.00
299 Strike shim	-	20	970321	\$20.00

EXPLODED VIEW

(F)25-R RIM EXIT DEVICE

Panic and Fire



EXPLODED VIEW

(F)25-R RIM EXIT DEVICE

NO.	QTY.	PART NO.	DESCRIPTION	PACKAGE CONTENTS	NOTES
1	1	650294	25 Channel end cap kit 1-3/4" door	1- Channel end cap	A
				2- #10-24 x 3/8" PPHMS	
				1- Channel end cap bracket	
				2- #10 x 1-1/4" PPHSMS	
				2- #10-24 x 1" PPHMS	
	1	650348	25 Channel end cap kit 2-1/4" door	1- Channel end cap	
				2- #10-24 x 3/8" PPHMS	
				1- Channel end cap bracket	
				2- #10 x 1-1/4" PPHSMS	
				2- #10-24 x 1" PPHMS	
2	1	661412	25 Channel 3'		A
		661413	25 Channel 4'		
4	1	600305	25 Channel screw package of 10	#10-16 x 1/2" Hex washer head taptite	
6	1	600319	25 Pushbar guide package	2- Pushbar guide	
7	1	600310	25 Pushbar end cap kit	2- Pushbar end cap	A
				4- #8-18 x 3/4" FPHSMS	
8	1	600307	25 Center case cover screw package	4- #8-18 x 3/8" UFPHSMS	A
9	1	299	299 Strike		B
11	1	650227	F-25 Channel cover plate 3'		A
		650228	F-25 Channel cover plate 4'		
13	1	650191	25 Hex dogging kit 3'	1- Panic channel cover (3' or 4")	A
		650192	25 Hex dogging kit 4'	1- Dogging subassembly 1- #8-32 x 3/8" UFPHMS	
17	1	090085	25 Hex dogging key 5/32" (package of 10)		
20	1	650239	25-R Center case kit, panic	1- Center case	
		650240	F-25-R Center case kit, fire	2- #10-16 x 1/2" Hex washer head taptite	
27	1	650255	F-25-R Center case cover kit	1- Head cover	A
				4- #8-18 x 3/8" UFPHSMS	
32	1	650345	F-25-R/F-25-M Mounting package 1-3/4" door	6- #10 x 1-1/4" PPHSMS	*
				4- #10-24 x 3/4" PPHMS	
				2- #10-24 x 1" PPHMS	
				1- Tailpiece guide	*
	1	650293	F-25-R/F-25-M Mounting package 2-1/4" door	6- #10 x 1-1/4" PPHSMS	*
				4- #10-24 x 1-1/4" PPHMS	
				2- #10-24 x 1-1/2" PPHMS	
				1- Tailpiece guide	*

* Item(s) not shown.

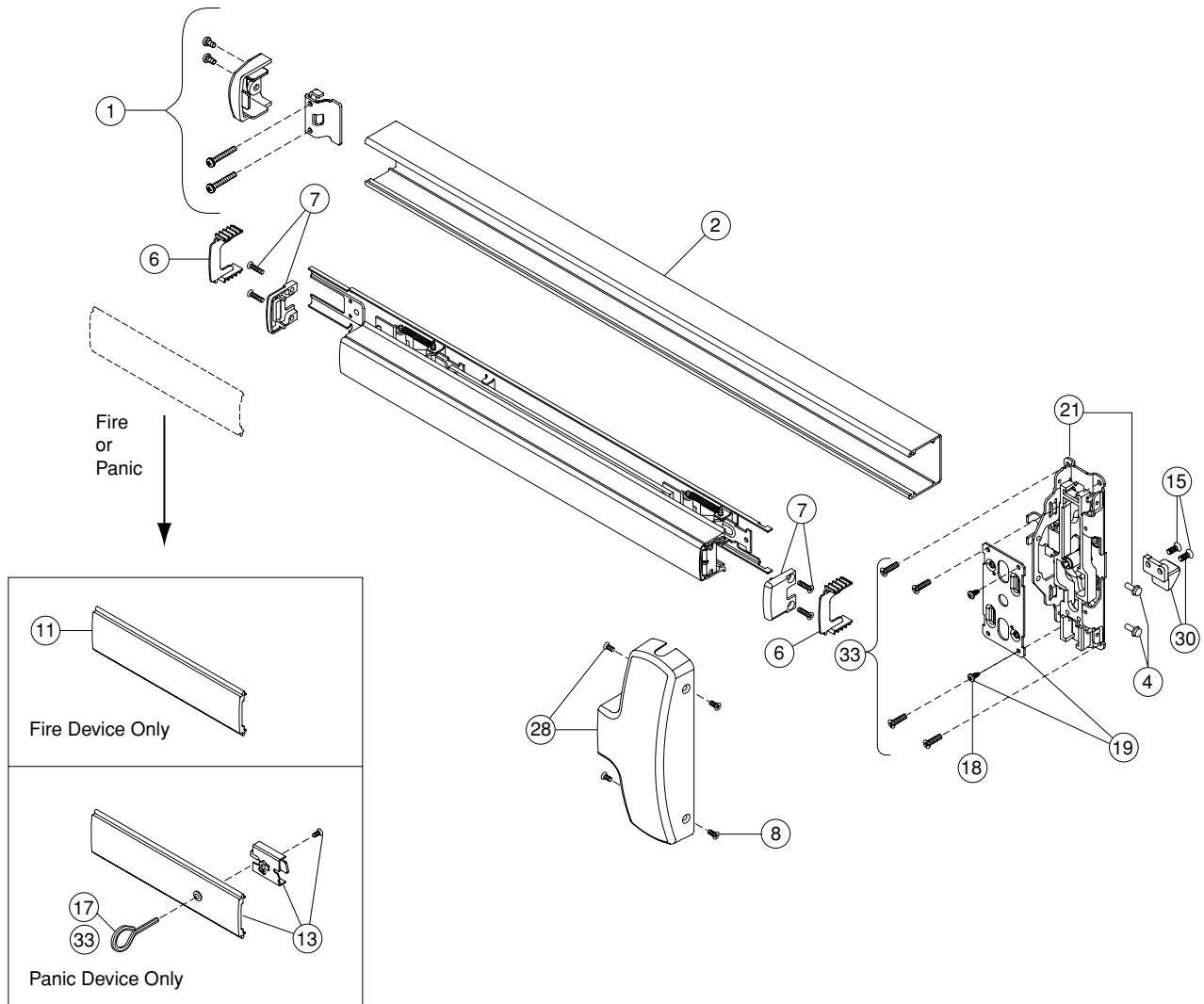
A Specify by finish: 605, 606, 612, 625, 626, 628, 629, 630, 710.

B Standard finish: 622.

EXPLODED VIEW

25-V SURFACE VERTICAL ROD EXIT DEVICE

Panic and Fire



25 SERIES

24 SERIES

19 SERIES

20 SERIES

1690/1790 SERIES

1990/2090 SERIES

ACCESSORIES

EXPLODED VIEW

25-V SURFACE VERTICAL ROD EXIT DEVICE

NO.	QTY.	PART NO.	DESCRIPTION	PACKAGE CONTENTS	NOTES
1	1	650294	25 Channel end cap kit 1-3/4" door	1- Channel end cap	A
				2- #10-24 x 3/8" PPHMS	
				1- Channel end cap bracket	
				2- #10-24 x 1" PPHMS	
1	1	650348	25 Channel end cap kit 2-1/4" door	2- #10 x 1-1/4" PPHSMS	A
				1- Channel end cap	
				2- #10-24 x 3/8" PPHMS	
				1- Channel end cap bracket	
2	1	661412	25 Channel 3'		A
		661413	25 Channel 4'		
4	1	600305	25 Channel screw (package of 10)	10- #10-16 x 1/2" Hex washer head taptite	
6	1	600319	25 Pushbar guide package	2- Pushbar guide	
7	1	600310	25 Pushbar end cap kit	2- Pushbar end cap	A
				4- #8-18 x 3/4" FPHSMS	
8	1	600307	25 Center case cover screw package	4- #8-18 x 3/8" UFPHSMS	A
11	1	650227	F-25 Channel cover plate 3'		A
		650228	F-25 Channel cover plate 4'		
13	1	650191	25 Hex dogging kit 3'	1- Panic channel cover (3' or 4")	A
		650192	25 Hex dogging kit 4'	1- Dogging subassembly 1- #8-32 x 3/8" UFPHMS	
15	1	600309	25-V/C Finger screw package	2- #10-24 x 3/8" UFPHMS	
17	1	090085	25 Hex dogging key 5/32" (package of 10)		
18	1	600308	25-V/M/C Center case housing screw package	2- #8-32 x 3/8" PPHMS Trilob	
19	1	650261	25-V/M/C Center case housing kit	2- #8-32 x 3/8" PPHMS Trilob	
				1- Vertical housing	
21	1	650242	F-25-V Center case kit	1- Center case	
				2- #10-16 x 1/2" Hex washer head taptite	
28	1	650257	F-25-V Center case cover kit	1- Head cover	A
				4- #8-18 x 3/8" UFPHSMS	
30	1	650262	25-V Center case finger kit	2- #10-24 x 3/8" UFPHMS	
				1-Vertical finger	
33	1	650315	25-V Mounting package 1-3/4" - 2-1/4" door	6- #10 x 1-1/4" PPHSMS	*
				4- #10 x 1-1/4" FPHSMS	*
				1- 1/8 x 1" Cotter key	*
				1- Dogging key	
		650316	F-25-V Mounting package 1-3/4" door	6- #10-24 x 3/4" PPHMS	
				4- #10-24 x 3/4" FPHMS	*
		650295	F-25-V Mounting package 2-1/4" door	1- 1/8 x 1" Cotter key	*
				6- #10-24 x 1-1/4" PPHMS	*
				4- #10-24 x 1-1/4" FPHMS	*
				1- 1/8" x 1" Cotter key	*

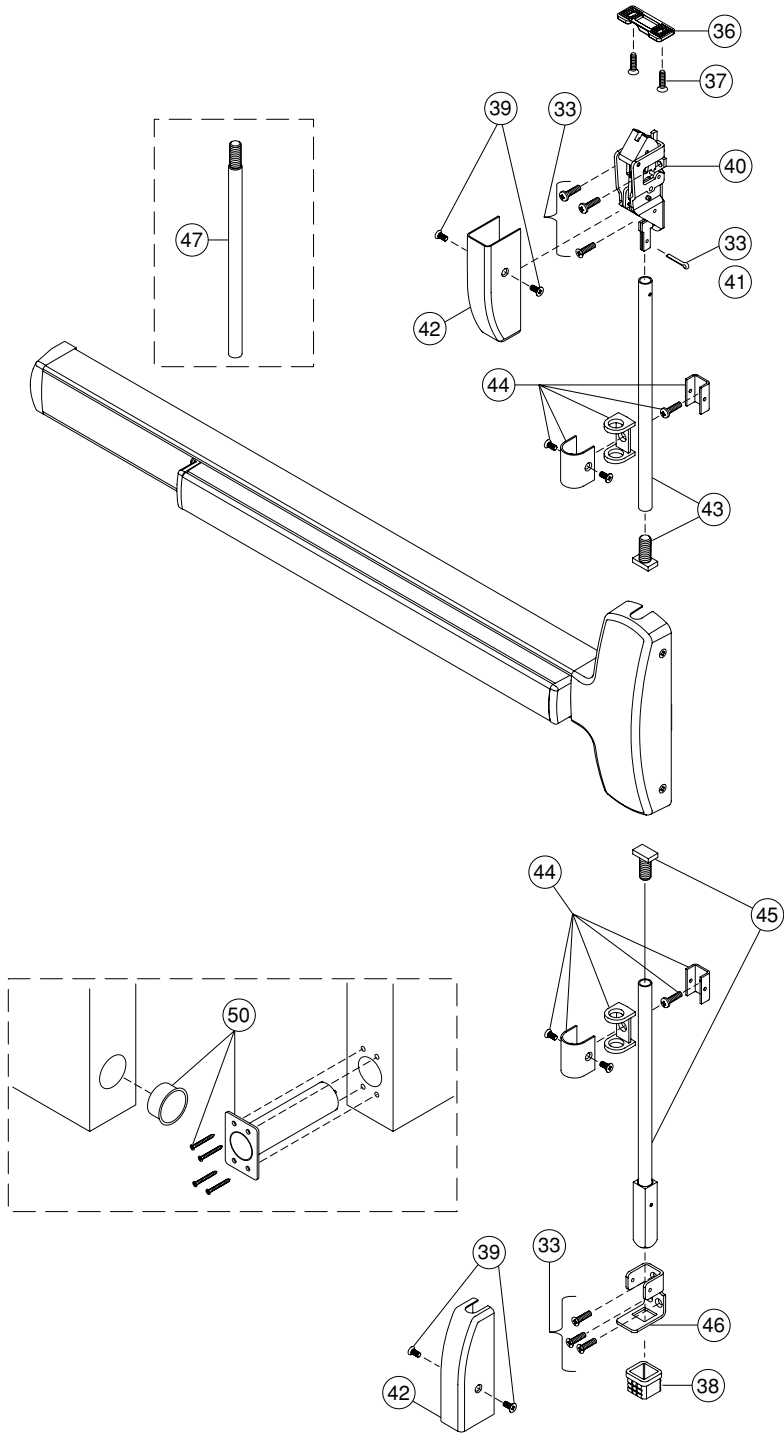
* Item(s) not shown.

A Specify by finish: 605, 606, 612, 625, 626, 628, 629, 630, 710.

EXPLODED VIEW

(F)25-V SURFACE VERTICAL RODS AND LATCHES

Panic and Fire



25 SERIES

24 SERIES

19 SERIES

20 SERIES

1690/1790 SERIES

1990/2090 SERIES

ACCESSORIES

EXPLODED VIEW

(F)25-V SURFACE VERTICAL RODS AND LATCHES

NO.	QTY.	PART NO.	DESCRIPTION	PACKAGE CONTENTS	NOTES
33	1	650315	25-V Mounting package 1-3/4" - 2-1/4" door	4- #10 x 1-1/4" FPHSMS	*
				6- #10 x 1-1/4" PPHSMS	*
				1- 1/8 x 1" Cotter key	
				1- Dogging key	*
		650316	F-25-V Mounting package 1-3/4" door	4- #10-24 x 3/4" FPHMS	*
				6- #10-24 x 3/4" PPHMS	
				1- 1/8 x 1" Cotter key	
		650295	F-25-V Mounting package 2-1/4" door	4- #10-24 x 1-1/4" FPHMS	*
				6- #10-24 x 1-1/4" PPHMS	*
1- 1/8" x 1" Cotter key					
36	1	3788	Vertical rod top strike		
37	2	660002	#10 x 1-1/4" FPHSMS		
38	1	2130	Vertical rod bottom strike		
39	1	650336	25-V Latch case cover mounting package	4- #8-32 x 1/4" UFPHMS	
40	1	650389	25-V Top latch case		
		650375	F-25-V Top latch case		
41	1	060111	1/8" x 1" Cotter key (package of 10)		
42	2	650202	25-V Latch case cover kit		A
43	1	3777	25-V Top rod kit		A
44	2	650311	25-V Rod guide kit		A
45	1	610055	25-V Bottom rod kit		A
46	1	650387	25-V Bottom bolt guide		A
47	1	650006	Vertical extension rod 12"		A
		650007	Vertical extension rod 24"		
		650008	Vertical extension rod 36"		
50	1	5494	Auxiliary fire pin kit (less bottom rod application only)		

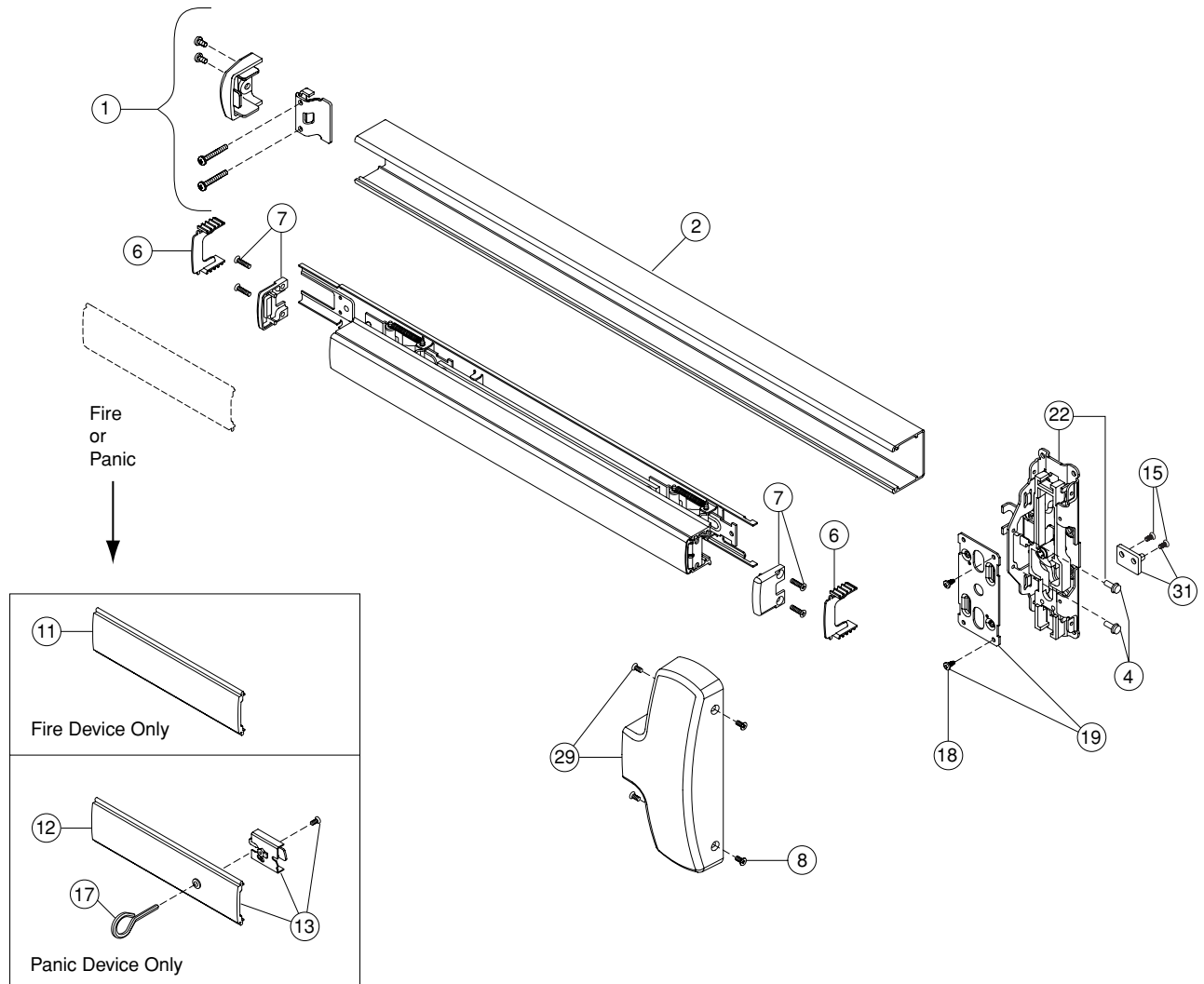
* Item(s) not shown.

A Specify by finish: 605, 606, 612, 625, 626, 628, 629, 630, 710.

EXPLODED VIEW

(F)25-C CONCEALED VERTICAL ROD EXIT DEVICE

Panic and Fire



25 SERIES
24 SERIES
19 SERIES
20 SERIES
1690/1790 SERIES
1990/2090 SERIES
ACCESSORIES

EXPLODED VIEW

(F)25-C CONCEALED VERTICAL ROD EXIT DEVICE

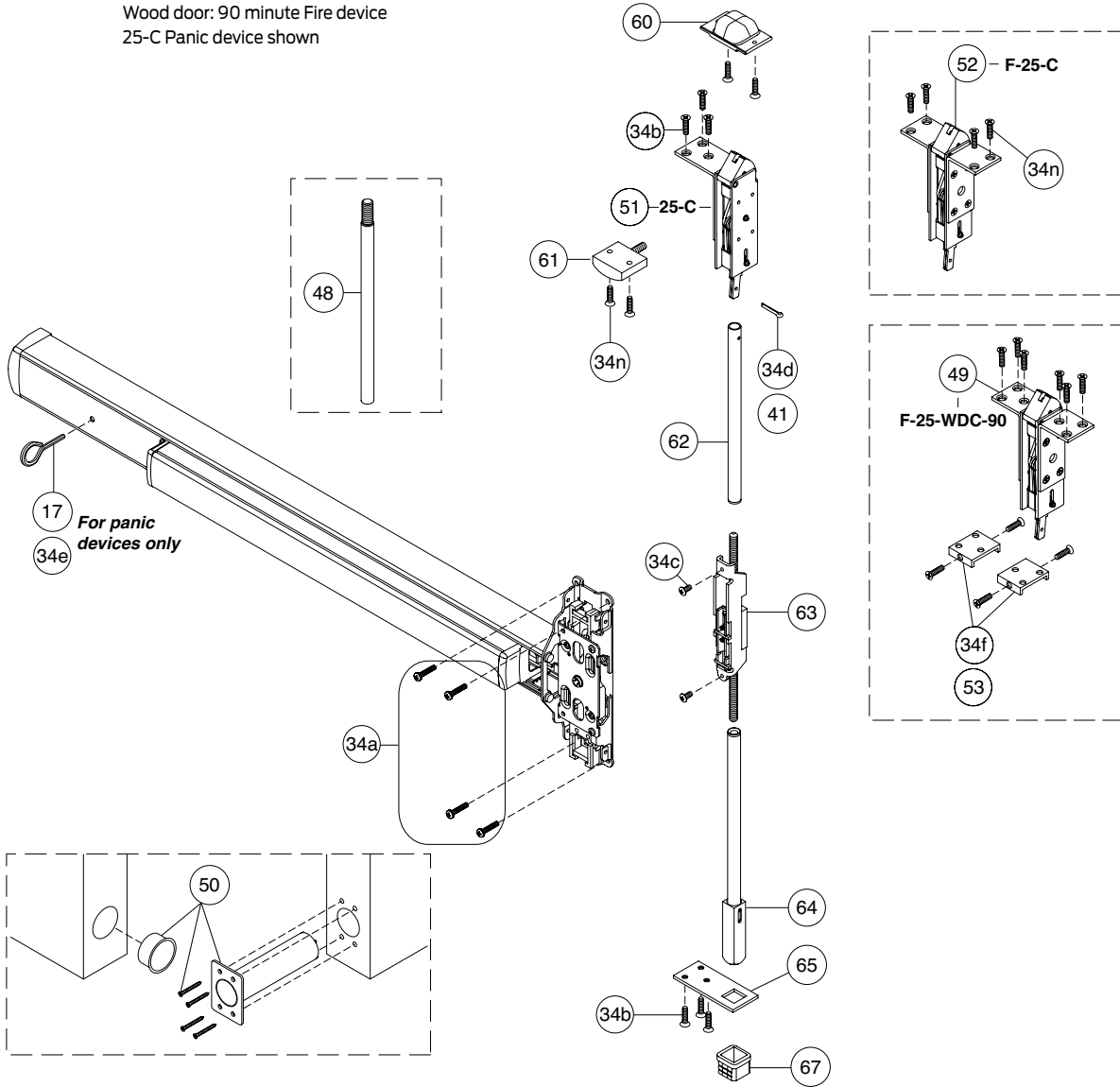
NO.	QTY.	PART NO.	DESCRIPTION	PACKAGE CONTENTS	NOTES
1	1	650294	25 Channel end cap kit 1-3/4" door	1- Channel end cap	A
				2- #10-24 x 3/8" PPHMS	
				1- Channel end cap bracket	
				2- #10-24 x 1" PPHMS	
	1	650348	25 Channel end cap kit 2-1/4" door	2- #10 x 1-1/4" PPHSMS	
				1- Channel end cap	
				2- #10-24 x 3/8" PPHMS	
				1- Channel end cap bracket	
2	1	661412	25 Channel 3'	A	
		661413	25 Channel 4'		
4	1	600305	25 Channel screws (package of 10)	#10-16 x 1/2" Hex washer head taptite	
6	1	600319	25 Pushbar guide package	2- Pushbar guide	
7	1	600310	25 Pushbar end cap kit	2- Pushbar end cap	A
				4- #8-18 x 3/4" FPHSMS	
8	1	600307	25 Center case cover screw package	4- #8-18 - 3/8" UFPHMS	A
11	1	650227	F-25 Channel cover plate 3'	A	
		650228	F-25 Channel cover plate 4'		
13	1	650191	25 Hex dogging kit 3'	1- Panic channel cover (3' or 4') 1- Dogging subassembly 1- #8-32 x 3/8" UFPHMS	A
		650192	25 Hex dogging kit 4'		
15	1	600309	25-V/C Center case finger screw package	2- #10-24 x 3/8" UFPHMS	
17	1	090085	25 Hex dogging key 5/32" (package of 10)		
18	1	600308	25-V/M/C Center case housing screw package	2- #8-32 x 3/8" PPHMS Trilob housing	
19	1	650261	25-V/M/C Center case housing kit	2- #8-32 x 3/8" PPHMS Trilob housing	
				1- Vertical housing	
22	1	650244	25-C, CWDC Center case kit	1- Center case	
				2- #10-16 x 1/2" Hex washer head taptite	
29	1	650259	F-25-C/F-25-M Center case cover kit	1- Center case	A
				4- #8-18 - 3/8" UFPHMS	
31	1	650263	25-C Center case finger kit	2- #10-24 x 3/8" UFPHMS	
				1- Concealed finger	

A Specify by finish: 605, 606, 612, 625, 626, 628, 629, 630, 710.

EXPLODED VIEW

(F)25-C AND (F)25-C-WDC-90 CONCEALED VERTICAL RODS AND LATCHES

Metal door: Panic and Fire
 Wood door: 90 minute Fire device
 25-C Panic device shown



NO.	QTY.	PART NO.	DESCRIPTION	PACKAGE CONTENTS	NOTES
17	1	090085	25 Hex dogging key 5/32" (package of 10)		
34	1	650317	F-25-C Mounting package 1-3/4" door	34a 8- #10-24 x 3/4" PPHMS	
				34b 7- #10-24 x 3/4" FPHMS	
				34c 2- #8-32 x 3/8" UFPHMS	
				34d 1- 1/8 x 1" Cotter key	
				— 2- 1/4-20 x 3/4" PPHMS	*
	1	650318	25-C Mounting package 1-3/4" door	34a 8- #10 x 1-1/4" PPHSMS	*
				34b 6- #10-24 x 3/4" FPHMS	
34c 2- #8-32 x 3/8" UFPHMS					
			34d 1- 1/8 x 1" Cotter key		
			34e 1- Dogging key		
			— 2- #14 x 1" PPHSMS	*	

* Items for 24 Series devices only; not shown.

A Specify by finish: 605, 606, 612, 625, 626, 628, 629, 630, 710.

25 SERIES

24 SERIES

19 SERIES

20 SERIES

1690/1790 SERIES

1990/2090 SERIES

ACCESSORIES

EXPLODED VIEW

(F)25-C AND (F)25-C-WDC-90 CONCEALED VERTICAL RODS AND LATCHES

NO.	QTY.	PART NO.	DESCRIPTION	PACKAGE CONTENTS	NOTES
34	1	650299	F-25-C-WDC Mounting package 1-3/4" door	34a 4- #10 x 1-1/4" PPHSMS	*
				34a 8- #10-24 x 3/4" PPHMS	
				34b 3- #10 x 1-1/4" FPHSMS	*
				34c 2- #8-32 x 3/8" UFPHMS	
				34d 1- 1/8 x 1" Cotter key	
				34f 2- Latch bracket (Sold separately #4694-089)	
				34n 6- #10-24 x 3/4" FPHMS	
	1	650296	F-25-C-WDC Mounting package 2-1/4" door	34a 4- #10 x 1-1/4" PPHSMS	*
				34a 8- #10-24 x 3/4" PPHMS	
				34b 3- #10 x 1-1/4" FPHSMS	*
				34c 2- #8-32 x 3/8" UFPHMS	
				34d 1- 1/8 x 1" Cotter key	
				34f 2- Latch bracket (Sold separately #4694-089)	
				34n 6- #10-24 x 3/4" FPHMS	
	1	650300	25-C Mounting package 2-1/4" door	34a 8- #10 x 1-1/4" PPHSMS	*
				34b 6- #10-24 x 1-1/4" FPHMS	
				34c 2- #8-32 x 3/8" UFPHMS	
				34d 1- 1/8 x 1" Cotter key	
				34e 1- Dogging key	
				— 2- #14 x 1" PPHSMS	*
1	650346	F-25-C Mounting package 2-1/4" door	34a 8- #10-24 x 1-1/4" PPHMS		
			34b 7- #10-24 x 1-1/4" FPHMS		
			34c 2- #8-32 x 3/8" UFPHMS		
			34d 1- 1/8 x 1" Cotter key		
			— 2- 1/4-20 x 1-1/4" PPHMS	*	
41	1	060111	1/8 x 1" Cotter key (package of 10)		
48	1	650017	Concealed vertical extension rod 12"		
		650018	Concealed vertical extension rod 24"		
		650019	Concealed vertical extension rod 36"		
49	1	WF603	F-25-C-WDC Top latch case		
50	1	5494	Auxiliary fire latch kit (less bottom rod application only)		
51	1	603L	25-C, CWDC Top latch case LHR		
		603R	25-C, CWDC Top latch case RHR		
52	1	F603	F-25-C Top latch case		
53	2	4694	F-25-C-WDC Latch bracket		
60	1	4188	Concealed vertical top rod strike		
61	1	650339	F-25-C, F-C-WDC Top latch release kit		A
62	1	610061	F-25-C, C-WDC Top rod kit		
63	1	650376	F-25-C, F-C-WDC Center slide assembly		
64	1	610057	F-25-C, F-C-WDC Bottom rod kit		
65	1	4567	25-C Bottom bolt guide		
67	1	2130	Vertical rod bottom strike		

* Items for 24 Series devices only; not shown.

A Specify by finish: 605, 606, 612, 625, 626, 628, 629, 630, 710.

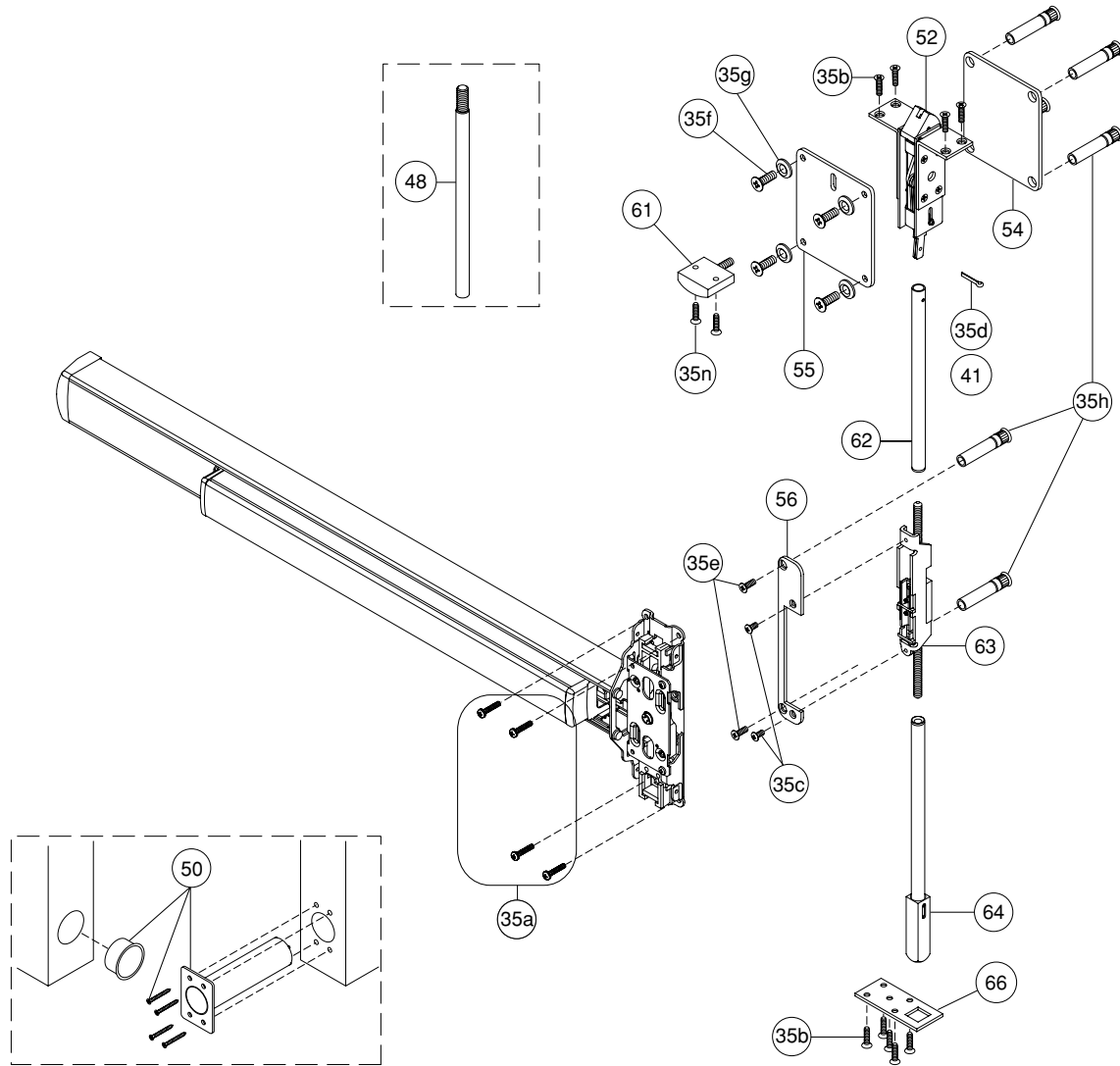
EXPLODED VIEW

25-C-WDC CONCEALED VERTICAL RODS AND LATCHES

Wood door: Panic devices

Wood door: 20 minute Fire device

F-25-C-WDC-20 Device shown (F-25-C-WDC-20 is no longer available for purchase. Parts listed for installed SERVICE ONLY.)



25 SERIES

24 SERIES

19 SERIES

20 SERIES

1690/1790 SERIES

1990/2090 SERIES

ACCESSORIES

EXPLODED VIEW

25-C-WDC CONCEALED VERTICAL RODS AND LATCHES

NO.	QTY.	PART NO.	DESCRIPTION	PACKAGE CONTENTS	NOTES
17	1	090085	25 Hex dogging key 5/32" (package of 10)		
35	1	650299	F-25-C-WDC Mounting package 1-3/4" door	35a 8- #10 x 1-1/4" PPHSMS	A
				— 4- #10-24 x 1" PPHMS	
				35b 11- #10 x 1-1/4" FPHSMS	
				35c 2- #8-32 x 3/8" UFPHMS	
				35d 1- 1/8 x 1" Cotter key	
				35e 2- 3/4" CS Plate mounting screw	
				35f 4- 1/4-20 x 3/4" FPHMS	
				35g 4- 1/4" CS Washer	
				35h 6- 1/4-20 Sex bolt	
	35n 4- #10-24 x 3/4" FPHMS				
	1	650296	25-C-WDC Mounting package 2-1/4" door	35a 8- #10 x 1-1/4" PPHSMS	A
				— 4- #10-24 x 1 1/2" PPHMS	
				35b 11- #10 x 1-1/4" FPHSMS	
				35c 2- #8-32 x 3/8" UFPHMS	
				35d 1- 1/8 x 1" Cotter key	
				35e 2- 3/4" CS Plate mounting screw	
				35f 4- 1/4-20 x 1-1/4" FPHMS	
				35g 4- 1/4" CS Finish washer	
35h 6- 1/4-20 Sex bolt					
35n 2- #10-24 x 3/4" FPHMS					
41	1	060111	1/8 x 1" Cotter key package of 10		
48	1	650017	Concealed vertical extension rod 12"		
		650018	Concealed vertical extension rod 24"		
		650019	Concealed vertical extension rod 36"		
49	1	WF603	F-25-C-WDC Top latch case		*
50	1	5494	Auxiliary fire latch kit (Less bottom rod application only)		
52	1	F603	F-25-C Top latch case		
54	1	4833	Top reinforcement plate		A
55	1	4834	Top reinforcement plate with access hole		A
56	1	47817268	F-24/25-C-WDC Plate		
61	1	650339	F-25-C, C-WDC Top latch release kit		A
62	1	610061	F-25-C, F-25-C-WDC Top rod kit		
63	1	650376	F-25-C, F-25-C-WDC Center slide assembly		
64	1	610057	F-25-C, F-25-C-WDC Bottom rod kit		
66	1	4835	25-C-WDC Bottom bolt guide		

F-25-C-WDC-20 is no longer available for purchase. Parts listed for installed SERVICE ONLY.

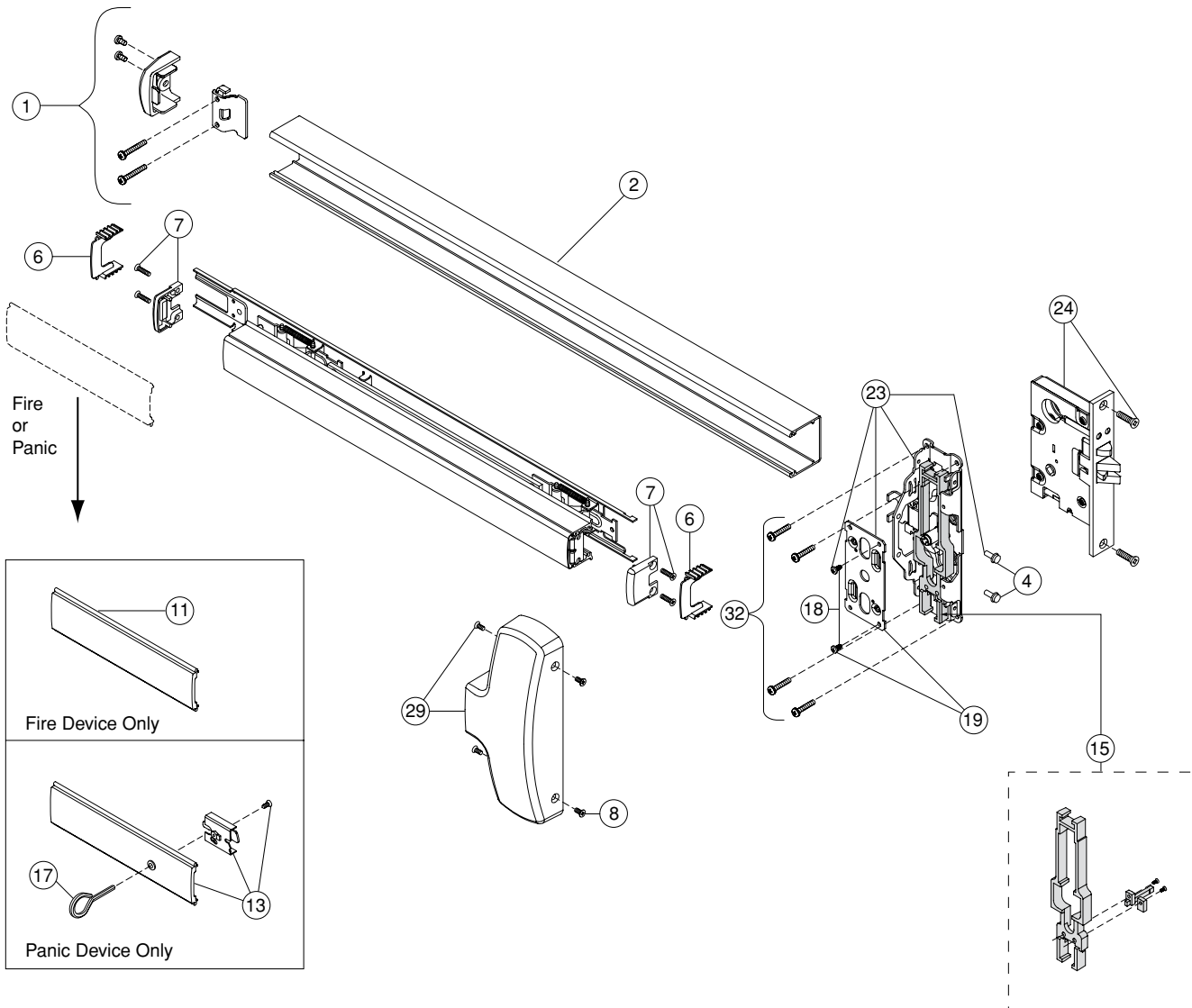
* Item(s) not shown.

A Specify by finish: 605, 606, 612, 625, 626, 628, 629, 630, 710.

EXPLODED VIEW

(F)25-M MORTISE EXIT DEVICE

Panic and Fire



NO.	QTY.	PART NO.	DESCRIPTION	PACKAGE CONTENTS	NOTES
1	1	650294	25 Channel end cap kit 1-3/4" door	1- Channel end cap 2- #10-24 x 3/8" PPHMS 1- Channel end cap bracket 2- #10-24 x 1" PPHMS 2- #10 x 1-1/4" PPHSMS	A
	1	650348	25 Channel end cap kit 2-1/4" door	1- Channel end cap 2- #10-24 x 3/8" PPHMS 1- Channel end cap bracket 2- #10-24 x 1" PPHMS 2- #10 x 1-1/4" PPHSMS	A

* Item(s) not shown.

A Specify by finish: 605, 606, 612, 625, 626, 628, 629, 630, 710.

B Lift Finger is pre-installed on the Slide Bar Assembly. Screws secured with Loctite®.

25 SERIES

24 SERIES

19 SERIES

20 SERIES

1690/1790 SERIES

1990/2090 SERIES

ACCESSORIES

EXPLODED VIEW

(F)25-M MORTISE EXIT DEVICE

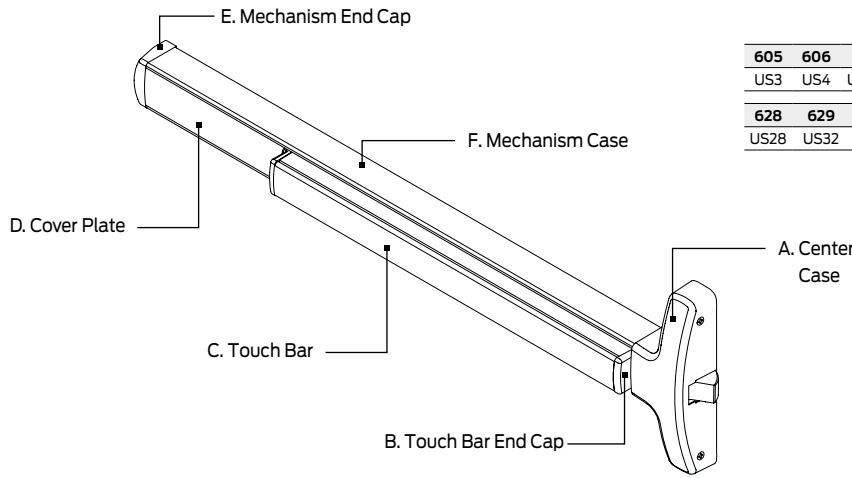
NO.	QTY.	PART NO.	DESCRIPTION	PACKAGE CONTENTS	NOTES
2	1	661412	25 Channel 3'		A
		661413	25 Channel 4'		
4	1	600305	25 Channel screw package of 10	#10-16 x 1/2" Hex washer head taptite	
6	1	600319	25 Pushbar guide package	2- Pushbar guide	
7	1	600310	25 Pushbar end cap kit	2- Pushbar end cap	A
				4- #8-18 x 3/4" FPHSMS	
8	1	600307	25 Center case cover screw package	4- #8-18 x 3/8" UFPHMS	A
11	1	650227	F-25 Channel cover plate 3'		A
		650228	F-25 Channel cover plate 4'		
13	1	650191	25 Hex dogging kit 3'	1- Panic channel cover (3' or 4')	A
		650192	25 Hex dogging kit 4'	1- Dogging subassembly 1- #8-32 x 3/8" UFPHMS	
15	1	650377	25-M Center case slide bar assembly LHR		B
		650378	25-M Center case slide bar assembly RHR		
17	1	090085	25 Hex dogging key 5/32" (package of 10)		
18	1	600308	25-V/M/C Housing screw package	2- #8-32 x 3/8" PPHMS Trilob	
19	1	650261	25-V/M/C Housing kit	2- #8-32 x 3/8" PPHMS Trilob	
				1- Vertical housing	
23	1	650246	F-25-M Center case kit, RHR	1- Center case	
				2- #10-16 x 1/2" Hex washer head taptite	
				1- Mortise finger	
		650398	F-25-M Center case kit, LHR	1- Mortise block	
				2- #10-24 x 3/8" UFPHMS	
24	1	8500	Mortise lock assembly	1- Mortise lock	
				2- #12-24 x 1/2" UFPHMS	
29	1	650259	F-25-C, F-25-M Center case cover kit	1- Center case cover	A
				4- #8-18 x 3/8" UFPHMS	
32	1	650345	F-25-R/F-25-M Mounting package 1-3/4" door	6- #10 x 1-1/4" PPHSMS	*
				4- #10-24 x 3/4" PPHMS	
				2- #10-24 x 1" PPHMS	*
		1- Tailpiece guide	*		
		650293	F-25-R/F-25-M Mounting package 2-1/4" door	6- #10 x 1-1/4" PPHSMS	*
				4- #10-24 x 1-1/4" PPHMS	
2- #10-24 x 11/2" PPHMS	*				
				1- Tailpiece guide	*

* Item(s) not shown.

A Specify by finish: 605, 606, 612, 625, 626, 628, 629, 630, 710.

B Lift Finger is pre-installed on the Slide Bar Assembly. Screws secured with Loctite®.

24 SERIES



605	606	612	613	619	622	625	626
US3	US4	US10	US10B	US15	US19	US26	US26D
628	629	630	643e	689	695	710	711
US28	US32	US32D	-	SP28	SP313	313	DC35

STANDARD FINISHES

COLOR	US NUMBER	BHMA NUMBER	A, B, E	C, D, F
Bright Brass	US3	605	Bright Brass	Bright Brass, Buffed Anodized, 605 (US3)
Satin Brass	US4	606	Satin Brass	Satin Brass, Anodized, 606 (US4)
Satin Bronze	US10	612	Plated/Anodized	Satin Bronze, Anodized, 725 (US10)
Satin Nickel	US15	619	Plated, Clear Powder Coat	Satin Stainless Steel, Anodized, 630 (US32D)
Powder-Coated Matte Black	US19	622	Powder Coat	Powder Coat, 622 (US19)
Polished Chrome	US26	625	Plated	Bright Stainless Steel, Buffed Anodized, 629 (US32)
Satin Chrome	US26D	626	Plated	Satin Stainless Steel, Anodized, 630 (US32D)
Anodized Aluminum	US28	628	Powder Coat	Satin Stainless Steel, Anodized, 630 (US32D)
Bright Stainless	US32	629	(A) Stainless Steel (B, E) Plated	Bright Stainless Steel, Anodized, 629 (US32)
Satin Stainless	US32D	630	(A) Stainless Steel (B, E) Plated	Satin Stainless Steel, Anodized, 630 (US32D)
Duranodic Dark Bronze	313	710	Powder Coat	Powder Coat, 710 (313)
Aged Bronze, 643E	--	--	Powder Coat	Anodized

24 SERIES SEX BOLT QUANTITIES

APPLICATION	2729 SEX BOLT (SUPPLIED)	325 SEX BOLT (SUPPLIED)	425 SEX BOLT (SUPPLIED)	2729 SEX BOLT (OPTIONAL)	325 SEX BOLT (OPTIONAL)	425 SEX BOLT (OPTIONAL)
24-R EO (exit device only)					2	4
24-R Device with trim					Not required	4
F-24-R EO (exit device only)		2	4			
F-24-R Device with trim		Not required	4			
24-V EO (exit device only)				6	2	2
24-V Device with trim				6	Not required	2
24-V EO (exit device only), LBR				3	2	2
24-V EO Device with trim, LBR				3	Not required	2
F-24-V EO (exit device only)	6	2	2			
F-24-V Device with trim	6	Not required	2			
F-24-V EO (exit device only), LBR	3	2	2			
F-24-V EO Device with trim, LBR	3	Not required	2			
24-C, 24-CWDC EO (exit device only)					2	2
25-C, 25-CWDC Device with trim					Not required	2
F-25-C, F-25-CWDC EO (exit device only)		2	2			
F-25-C, F-25-CWDC Device with trim		Not required	2			

24 SERIES

605	606	612	613	619	622	625	626
US3	US4	US10	US10B	US15	US19	US26	US26D
628	629	630	643e	689	695	710	711
US28	US32	US32D	-	SP28	SP313	313	DC35

TYPE OF DEVICE			
R: Rim device	V: Surface vertical rod	C: Concealed vertical rod	CWDC: Wood Door concealed vertical rod

FUNCTION			
DT: Dummy Trim	EO: Exit Only	K: Knob	KBE: Knob Blank Escutcheon
KNL: Knob Night Latch	L: Lever, Dane Standard	LBE: Lever-Blank Escutcheon	LDT: Lever, Dummy Trim
LNL: Lever-Night Latch	NL: Night Latch, Key Retracts	NLOP: Night Latch, Opt. Pull	

RATING	
None: Panic Exit Device	F-: Fire Exit Device

DEVICE FINISH			
605: Bright Brass (US3)	606: Satin Brass (US4)	612: Satin Bronze (US10)	619: Satin Nickel (US15) ¹
622: Black (US19) ¹	625: Bright Chrome (US26)	626: Satin Chrome (US26D)	628: Anodized Aluminum (US28)
629: Bright Stainless (US32)	630: Satin Stainless (US32D)	643E: Aged Bronze ¹	710: Duranodic Dark Bronze (313)

¹ 643E, 619, and 622 are available on select 24 Series.

DEVICE LENGTH (FEET & INCHES) - See 24/25 Series Catalog for device specific minimum door widths		
2': 2' Device for 2' Door (Less Label)	3': 3' Device for 2' 4" – 3' Door - Standard Default	4': 4' Device for 2' 10" – 4' Door

DEVICE HANDING	
RHR (Right Hand Reverse)	LHR (Left Hand Reverse)

TRIM / CONTROL OPTIONS			
L: Less Trim	712L: Lever Trim	717/718: Delta Trim	711K: Knob Trim
715DT: Athena Trim			

CONTROL LEVER STYLES (DANE LEVER STANDARD)					
Standard levers:	AVA: Avalon	BRW: Broadway	BRK: Boardwalk	DAN: Dane	DSH: Danish
	LAT: Latitude	LON: Longitude	QUA: Quantum	SUT: Sutro	
Knurled levers:	DAN: Dane				

RODS FOR SURFACE / CONCEALED VERTICAL DEVICES ONLY	
LBR: Less Bottom Rod	LBR-AFL: Less Bottom Rod w/Auxiliary Fire Pin

DOGGING OPTIONS	
LD: Less Dogging	CD: Cylinder Dogging

SWITCH OPTIONS	
RX: Request to Exit Pushbar Monitor	KOR: Key Override

605	606	612	613	619	622	625	626
US3	US4	US10	US10B	US15	US19	US26	US26D
628	629	630	643e	689	695	710	711
US28	US32	US32D	-	SP28	SP313	313	DC35

24 SERIES

LATCH RETRACTION OPTIONS

MEL: Motorized Electric Latch Retraction

EXIT ALARM

EA: Exit Alarm

CONNECTOR

CON: Allegion Connect

RIM STRIKE SERIES

LS: Less Strike	299: Standard Rim	299F: Standard Rim Fire	264: Optional Rim
1606: Optional Rim	1439: Optional Rim Blade Stop		

TOP STRIKE SERIES

LTS: Less Top Strike	3788: Standard SV	3788: Standard SV Fire	4188: Standard CV
4188: Standard CV Fire	4188: Standard CV - Wood Frame	4188: Standard CV Fire - Wood Frame	

BOTTOM STRIKE SERIES

LBS: Less Bottom Strike	2130: Standard SV or CV	2130: Standard SV Fire	2126A: Optional CV
4155: Optional CV			

DOOR MATERIAL

ALD: Aluminum door	CPD: Composite door	HMD: Hollow metal door	WD: Wood door
SCDC: Steel channel door construction			

FRAME MATERIAL

ALF: Aluminum frame	HMF: Hollow metal frame	WDF: Wood door frame
---------------------	-------------------------	----------------------

DOOR THICKNESS

DT1-3/4: 1-3/4" (Standard)	DT2: 2" thickness	DT2-1/4: 2-1/4" thickness (Optional)
----------------------------	-------------------	--------------------------------------

DOOR MODE/APPLICATION

DE: Double egress doors	PR: Pair of doors	SGL: Single door
-------------------------	-------------------	------------------

605	606	612	613	619	622	625	626
US3	US4	US10	US10B	US15	US19	US26	US26D
628	629	630	643e	689	695	710	711
US28	US32	US32D	-	SP28	SP313	313	DC35

24 SERIES

Rim devices

ACN							PRICE BASED ON FINISH							Default trim, included				
Fire	Device type	Function	Finish	Device size	Handing	Lever design	628	630	710 ²	622	625	629	612		606	605	619	643E
							3' DEVICE PRICING SHOWN. 4' ADD \$26.00 LIST.											
EXIT HARDWARE							3' DEVICE PRICING SHOWN. 4' ADD \$26.00 LIST.											
	24R	EO ¹	[]	[]			\$1,599	\$2,008	\$1,693	\$1,944	\$2,015	\$2,054	\$2,015	\$2,054	\$2,194			N/A
	24R	NL-OP ¹	[]	[]			\$1,599	\$2,008	\$1,693	\$1,944	\$2,015	\$2,054	\$2,015	\$2,054	\$2,194			Supplied NL less trim
	24R	L ¹	[]	[]	[]	[]	\$2,075	\$2,543	\$2,194	\$2,479	\$2,550	\$2,589	\$2,491	\$2,530	\$2,729			712L
	24R	L-BE ¹	[]	[]	[]	[]	\$2,075	\$2,543	\$2,194	\$2,479	\$2,550	\$2,589	\$2,491	\$2,530	\$2,729			712L-BE
	24R	L-NL ¹	[]	[]	[]	[]	\$2,075	\$2,543	\$2,194	\$2,479	\$2,550	\$2,589	\$2,491	\$2,530	\$2,729			712L-NL
	24R	L-DT ¹	[]	[]	[]	[]	\$2,075	\$2,543	\$2,194	\$2,479	\$2,550	\$2,589	\$2,491	\$2,530	\$2,729			712L-DT
	24R	K	[]	[]	[]	[]	\$1,841	\$2,443	\$2,028	\$2,379	\$2,450	\$2,489	\$2,257	\$2,296	\$2,629			711K
	24R	K-BE	[]	[]	[]	[]	\$1,841	\$2,443	\$2,028	\$2,379	\$2,450	\$2,489	\$2,257	\$2,296	\$2,629			711K-BE
	24R	K-NL	[]	[]	[]	[]	\$1,841	\$2,443	\$2,028	\$2,379	\$2,450	\$2,489	\$2,257	\$2,296	\$2,629			711K-NL
	24R	DT	[]	[]	[]	[]	\$1,853	\$2,372	\$2,006	\$2,308	\$2,379	\$2,418	\$2,269	\$2,308	\$2,558			717DT
	24R	DT	[]	[]	[]	[]	\$1,854	\$2,401	\$2,006	\$2,337	\$2,408	\$2,447	\$2,270	\$2,309	\$2,587			718DT
	24R	NL	[]	[]	[]	[]	\$1,854	\$2,372	\$2,006	\$2,308	\$2,379	\$2,418	\$2,270	\$2,309	\$2,558			718NL
	24R	C ¹	[]	[]	[]	[]	\$1,797	\$2,287	\$1,948	\$2,223	\$2,294	\$2,333	\$2,213	\$2,252	\$2,473			718C
FIRE EXIT HARDWARE 							3' DEVICE PRICING SHOWN. 4' ADD \$26.00 LIST.											
F	24R	EO ¹	[]	[]			\$1,886	\$2,295	\$1,980	\$2,231	\$2,302	\$2,341	\$2,302	\$2,341	\$2,481			N/A
F	24R	NL-OP ¹	[]	[]			\$1,886	\$2,295	\$1,980	\$2,231	\$2,302	\$2,341	\$2,302	\$2,341	\$2,481			Supplied NL less trim
F	24R	L ¹	[]	[]	[]	[]	\$2,362	\$2,830	\$2,481	\$2,766	\$2,837	\$2,876	\$2,778	\$2,817	\$3,016			712L
F	24R	L-BE ¹	[]	[]	[]	[]	\$2,362	\$2,830	\$2,481	\$2,766	\$2,837	\$2,876	\$2,778	\$2,817	\$3,016			712L-BE
F	24R	L-NL ¹	[]	[]	[]	[]	\$2,362	\$2,830	\$2,481	\$2,766	\$2,837	\$2,876	\$2,778	\$2,817	\$3,016			712L-NL
F	24R	L-DT ¹	[]	[]	[]	[]	\$2,362	\$2,830	\$2,481	\$2,766	\$2,837	\$2,876	\$2,778	\$2,817	\$3,016			712L-DT
F	24R	K	[]	[]	[]	[]	\$2,128	\$2,730	\$2,315	\$2,666	\$2,737	\$2,776	\$2,544	\$2,583	\$2,916			711K
F	24R	K-BE	[]	[]	[]	[]	\$2,128	\$2,730	\$2,315	\$2,666	\$2,737	\$2,776	\$2,544	\$2,583	\$2,916			711K-BE
F	24R	K-NL	[]	[]	[]	[]	\$2,128	\$2,730	\$2,315	\$2,666	\$2,737	\$2,776	\$2,544	\$2,583	\$2,916			711K-NL
F	24R	DT	[]	[]	[]	[]	\$2,140	\$2,659	\$2,293	\$2,595	\$2,666	\$2,705	\$2,556	\$2,595	\$2,845			717DT
F	24R	DT	[]	[]	[]	[]	\$2,141	\$2,688	\$2,293	\$2,624	\$2,695	\$2,734	\$2,557	\$2,596	\$2,874			718DT
F	24R ¹	NL	[]	[]	[]	[]	\$2,141	\$2,659	\$2,293	\$2,595	\$2,666	\$2,705	\$2,557	\$2,596	\$2,845			718NL
F	24R ¹	C ¹	[]	[]	[]	[]	\$2,084	\$2,574	\$2,235	\$2,510	\$2,581	\$2,620	\$2,500	\$2,539	\$2,760			718C

24-R/F-24-R noted trims are handed and field reversible. These trims are furnished RHR when handing is not specified.

¹ These devices and 712L, 712L-BE, 712L-NL, 712L-DT, 718C, 718NL trims are available in 619 (US15), 622 (US19), and 643E (US11) finishes.

² 24 Series ordered in 710 (313AN) will be supplied with trims in 695 (SP313).

DEFAULT ATTRIBUTES

Pricing includes default options shown below. Additional options and configurations available.

Cylinders	Sex bolts	Door thickness	Center line
Not included	Included on F-24-R only	1-3/4"	40"

Strike(s): Panic includes 299, Fire includes 299F

605	606	612	613	619	622	625	626
US3	US4	US10	US10B	US15	US19	US26	US26D
628	629	630	643e	689	695	710	711
US28	US32	US32D	-	SP28	SP313	313	DC35

24 SERIES

Surface vertical rod devices

ACN							PRICE BASED ON FINISH							Default trim, included		
Fire	Device type	Function	Finish	Device size	Handing	Lever design	628	630	710 ²	622 626	625	629	612		606	605 619 ⁴ 643E
EXIT HARDWARE							3' DEVICE PRICING SHOWN. 4' ADD \$26.00 LIST. 2' (LESS LABEL)⁴ ADD \$157.00 LIST.									
	24V	EO ¹	[]	[]	[]	[]	\$2,082	\$2,644	\$2,207	\$2,548	\$2,644	\$2,695	\$2,644	\$2,695	\$2,851	N/A
	24V	NL-OP ¹	[]	[]	[]	[]	\$2,082	\$2,644	\$2,207	\$2,548	\$2,644	\$2,695	\$2,644	\$2,695	\$2,851	Supplied NL less trim
	24V	L ¹	[]	[]	[]	[]	\$2,558	\$3,179	\$2,708	\$3,083	\$3,179	\$3,230	\$3,120	\$3,171	\$3,386	712L
	24V	L-BE ¹	[]	[]	[]	[]	\$2,558	\$3,179	\$2,708	\$3,083	\$3,179	\$3,230	\$3,120	\$3,171	\$3,386	712L-BE
	24V	L-NL ¹	[]	[]	[]	[]	\$2,558	\$3,179	\$2,708	\$3,083	\$3,179	\$3,230	\$3,120	\$3,171	\$3,386	712L-NL
	24V	L-DT ¹	[]	[]	[]	[]	\$2,558	\$3,179	\$2,708	\$3,083	\$3,179	\$3,230	\$3,120	\$3,171	\$3,386	712L-DT
	24V	K	[]	[]	[]	[]	\$2,324	\$3,079	\$2,542	\$2,983	\$3,079	\$3,130	\$2,886	\$2,937	\$3,286	711K
	24V	K-BE	[]	[]	[]	[]	\$2,324	\$3,079	\$2,542	\$2,983	\$3,079	\$3,130	\$2,886	\$2,937	\$3,286	711K-BE
	24V	K-NL	[]	[]	[]	[]	\$2,324	\$3,079	\$2,542	\$2,983	\$3,079	\$3,130	\$2,886	\$2,937	\$3,286	711K-NL
	24V	DT	[]	[]	[]	[]	\$2,336	\$3,008	\$2,520	\$2,912	\$3,008	\$3,059	\$2,898	\$2,949	\$3,215	717DT
	24V	DT	[]	[]	[]	[]	\$2,337	\$3,037	\$2,520	\$2,941	\$3,037	\$3,088	\$2,899	\$2,950	\$3,244	718DT
	24V	NL ¹	[]	[]	[]	[]	\$2,337	\$3,008	\$2,520	\$2,912	\$3,008	\$3,059	\$2,899	\$2,950	\$3,215	718NL
	24V	C ¹	[]	[]	[]	[]	\$2,280	\$2,923	\$2,462	\$2,827	\$2,923	\$2,974	\$2,842	\$2,893	\$3,130	718C
FIRE EXIT HARDWARE 							3' DEVICE PRICING SHOWN. 4' ADD \$26.00 LIST. 2' (LESS LABEL)⁴ ADD \$157.00 LIST.									
F	24V	EO ¹	[]	[]	[]	[]	\$2,348	\$2,910	\$2,473	\$2,814	\$2,910	\$2,961	\$2,910	\$2,961	\$3,117	N/A
F	24V	NL-OP ¹	[]	[]	[]	[]	\$2,348	\$2,910	\$2,473	\$2,814	\$2,910	\$2,961	\$2,910	\$2,961	\$3,117	Supplied NL less trim
F	24V	L ¹	[]	[]	[]	[]	\$2,824	\$3,445	\$2,974	\$3,349	\$3,445	\$3,496	\$3,386	\$3,437	\$3,652	712L
F	24V	L-BE ¹	[]	[]	[]	[]	\$2,824	\$3,445	\$2,974	\$3,349	\$3,445	\$3,496	\$3,386	\$3,437	\$3,652	712L-BE
F	24V	L-NL ¹	[]	[]	[]	[]	\$2,824	\$3,445	\$2,974	\$3,349	\$3,445	\$3,496	\$3,386	\$3,437	\$3,652	712L-NL
F	24V	L-DT ¹	[]	[]	[]	[]	\$2,824	\$3,445	\$2,974	\$3,349	\$3,445	\$3,496	\$3,386	\$3,437	\$3,652	712L-DT
F	24V	K	[]	[]	[]	[]	\$2,590	\$3,345	\$2,808	\$3,249	\$3,345	\$3,396	\$3,152	\$3,203	\$3,552	711K
F	24V	K-BE	[]	[]	[]	[]	\$2,590	\$3,345	\$2,808	\$3,249	\$3,345	\$3,396	\$3,152	\$3,203	\$3,552	711K-BE
F	24V	K-NL	[]	[]	[]	[]	\$2,590	\$3,345	\$2,808	\$3,249	\$3,345	\$3,396	\$3,152	\$3,203	\$3,552	711K-NL
F	24V	DT	[]	[]	[]	[]	\$2,602	\$3,274	\$2,786	\$3,178	\$3,274	\$3,325	\$3,164	\$3,215	\$3,481	717DT
F	24V	DT	[]	[]	[]	[]	\$2,603	\$3,303	\$2,786	\$3,207	\$3,303	\$3,354	\$3,165	\$3,216	\$3,510	718DT
F	24V	NL ¹	[]	[]	[]	[]	\$2,603	\$3,274	\$2,786	\$3,178	\$3,274	\$3,325	\$3,165	\$3,216	\$3,481	718NL
F	24V	C ¹	[]	[]	[]	[]	\$2,546	\$3,189	\$2,728	\$3,093	\$3,189	\$3,240	\$3,108	\$3,159	\$3,396	718C

24-V/F-24-V devices and noted trims are handed and field reversible. The device and trims are furnished RHR when handing is not specified.

¹ These devices and 712L, 712L-BE, 712L-NL, 712L-DT, 718C, 718NL trims are available in 619 (US15), 622 (US19), and 643E (US11) finishes.

² 24 Series ordered in 710 (313AN) will be supplied with trims in 695 (SP313).

³ 24-V device ordered in 619 (US15) will be supplied with 630 (US32D) Rod and latch cover.

⁴ 2' devices will have 10" touch pad.

DEFAULT ATTRIBUTES

Pricing includes default options shown below. Additional options and configurations available.


Cylinders	Sex bolts	Strike(s)	Door thickness	Center line
Not included	Included on F-25-V only	3788 and 2130	1-3/4"	40"


Extension rods: For door heights over 7'0" up to 8'0", 12" extension rods are furnished at no additional charge at the time of device order. Must specify door height on order line. For door heights over 8'0" up to 10'0", extension rods are furnished at prices shown in parts section with the device at the time of order. Must specify door height on order line.

605	606	612	613	619	622	625	626
US3	US4	US10	US10B	US15	US19	US26	US26D
628	629	630	643e	689	695	710	711
US28	US32	US32D	-	SP28	SP313	313	DC35

24 SERIES

Concealed vertical rod devices

ACN							PRICE BASED ON FINISH							Default trim, included		
Fire rating	Device type	Function	Finish	Device size	Handing	Lever design	628	630	710 ²	622 626	625	629	612		606	605 619 643E
EXIT HARDWARE							3' DEVICE PRICING SHOWN. 4' ADD \$26.00 LIST. 2' (LESS LABEL)³ ADD \$157.00 LIST.									
24C	EO ¹	[]	[]	[]	[]	[]	\$2,186	\$2,729	\$2,321	\$2,673	\$2,783	\$2,837	\$2,783	\$2,837	\$2,999	N/A
24C	L ¹	[]	[]	[]	[]	[]	\$2,662	\$3,264	\$2,822	\$3,208	\$3,318	\$3,372	\$3,259	\$3,313	\$3,534	712L
24C	L-BE ¹	[]	[]	[]	[]	[]	\$2,662	\$3,264	\$2,822	\$3,208	\$3,318	\$3,372	\$3,259	\$3,313	\$3,534	712L-BE
24C	L-NL ¹	[]	[]	[]	[]	[]	\$2,662	\$3,264	\$2,822	\$3,208	\$3,318	\$3,372	\$3,259	\$3,313	\$3,534	712L-NL
24C	L-DT ¹	[]	[]	[]	[]	[]	\$2,662	\$3,264	\$2,822	\$3,208	\$3,318	\$3,372	\$3,259	\$3,313	\$3,534	712L-DT
24C	K	[]	[]	[]	[]	[]	\$2,428	\$3,164	\$2,656	\$3,108	\$3,218	\$3,272	\$3,025	\$3,079	\$3,434	711K
24C	K-BE	[]	[]	[]	[]	[]	\$2,428	\$3,164	\$2,656	\$3,108	\$3,218	\$3,272	\$3,025	\$3,079	\$3,434	711K-BE
24C	K-NL	[]	[]	[]	[]	[]	\$2,428	\$3,164	\$2,656	\$3,108	\$3,218	\$3,272	\$3,025	\$3,079	\$3,434	711K-NL
24C	DT	[]	[]	[]	[]	[]	\$2,440	\$3,093	\$2,634	\$3,037	\$3,147	\$3,201	\$3,037	\$3,091	\$3,363	717DT
24C	DT	[]	[]	[]	[]	[]	\$2,441	\$3,122	\$2,634	\$3,066	\$3,176	\$3,230	\$3,038	\$3,092	\$3,392	718DT
24C	NL	[]	[]	[]	[]	[]	\$2,441	\$3,093	\$2,634	\$3,037	\$3,147	\$3,201	\$3,038	\$3,092	\$3,363	718NL
24C	C ¹	[]	[]	[]	[]	[]	\$2,384	\$3,008	\$2,576	\$2,952	\$3,062	\$3,116	\$2,981	\$3,035	\$3,278	718C
FIRE EXIT HARDWARE 							3' DEVICE PRICING SHOWN. 4' ADD \$26.00 LIST. 2' (LESS LABEL)³ ADD \$157.00 LIST.									
F	24C	EO ¹	[]	[]	[]	[]	\$2,452	\$2,995	\$2,587	\$2,939	\$3,049	\$3,103	\$3,049	\$3,103	\$3,265	N/A
F	24C	L ¹	[]	[]	[]	[]	\$2,928	\$3,530	\$3,088	\$3,474	\$3,584	\$3,638	\$3,525	\$3,579	\$3,800	712L
F	24C	L-BE ¹	[]	[]	[]	[]	\$2,928	\$3,530	\$3,088	\$3,474	\$3,584	\$3,638	\$3,525	\$3,579	\$3,800	712L-BE
F	24C	L-NL ¹	[]	[]	[]	[]	\$2,928	\$3,530	\$3,088	\$3,474	\$3,584	\$3,638	\$3,525	\$3,579	\$3,800	712L-NL
F	24C	L-DT ¹	[]	[]	[]	[]	\$2,928	\$3,530	\$3,088	\$3,474	\$3,584	\$3,638	\$3,525	\$3,579	\$3,800	712L-DT
F	24C	K	[]	[]	[]	[]	\$2,694	\$3,430	\$2,922	\$3,374	\$3,484	\$3,538	\$3,291	\$3,345	\$3,700	711K
F	24C	K-BE	[]	[]	[]	[]	\$2,694	\$3,430	\$2,922	\$3,374	\$3,484	\$3,538	\$3,291	\$3,345	\$3,700	711K-BE
F	24C	K-NL	[]	[]	[]	[]	\$2,694	\$3,430	\$2,922	\$3,374	\$3,484	\$3,538	\$3,291	\$3,345	\$3,700	711K-NL
F	24C	DT	[]	[]	[]	[]	\$2,706	\$3,359	\$2,900	\$3,303	\$3,413	\$3,467	\$3,303	\$3,357	\$3,629	717DT
F	24C	DT	[]	[]	[]	[]	\$2,707	\$3,388	\$2,900	\$3,332	\$3,442	\$3,496	\$3,304	\$3,358	\$3,658	718DT
F	24C	NL	[]	[]	[]	[]	\$2,707	\$3,359	\$2,900	\$3,303	\$3,413	\$3,467	\$3,304	\$3,358	\$3,629	718NL
F	24C	C ¹	[]	[]	[]	[]	\$2,650	\$3,274	\$2,842	\$3,218	\$3,328	\$3,382	\$3,247	\$3,301	\$3,544	718C

 24-C/F-24-C device and trims are handed and field reversible. The device and trims are furnished RHR when handing is not specified.

¹ These devices and 712L, 712L-BE, 712L-NL, 712L-DT, 718C, 718NL trims are available in 619 (US15), 622 (US19), and 643E (US11) finishes.

² 24 Series ordered in 710 (313AN) will be supplied with trims in 695 (SP313).

³ 2' devices will have 10" touch pad.

DEFAULT ATTRIBUTES

Pricing includes default options shown below. Additional options and configurations available.


Cylinders	Sex bolts	Strike(s)	Door thickness	Center line
Not included	Included on F-24-C only	4188 and 2130	1-3/4"	40"


Extension rods: For door heights over 7'0" up to 8'0", 12" extension rods are furnished at no additional charge at the time of device order. Must specify door height on order line. For door heights over 8'0" up to 10'0", extension rods are furnished at prices shown in parts section with the device at the time of order. Must specify door height on order line.

605	606	612	613	619	622	625	626
US3	US4	US10	US10B	US15	US19	US26	US26D
628	629	630	643e	689	695	710	711
US28	US32	US32D	-	SP28	SP313	313	DC35

24 SERIES

Wood Door Concealed vertical rod devices

ACN							PRICE BASED ON FINISH							Default trim, included		
Fire	Device type	Function	Finish	Device size	Handing	Lever design	628	630	710 ²	622 626	625	629	612		606	605 619 643E
EXIT HARDWARE							3' DEVICE PRICING SHOWN. 4' ADD \$26.00 LIST. 2' (LESS LABEL)³ ADD \$157.00 LIST.									
	24CWDC	EO ¹	[]	[]	[]	[]	\$2,663	\$3,326	\$2,830	\$3,256	\$3,389	\$3,455	\$3,389	\$3,455	\$3,654	N/A
	24CWDC	L ¹	[]	[]	[]	[]	\$3,139	\$3,861	\$3,331	\$3,791	\$3,924	\$3,990	\$3,865	\$3,931	\$4,189	712L
	24CWDC	L-BE ¹	[]	[]	[]	[]	\$3,139	\$3,861	\$3,331	\$3,791	\$3,924	\$3,990	\$3,865	\$3,931	\$4,189	712L-BE
	24CWDC	L-NL ¹	[]	[]	[]	[]	\$3,139	\$3,861	\$3,331	\$3,791	\$3,924	\$3,990	\$3,865	\$3,931	\$4,189	712L-NL
	24CWDC	L-DT ¹	[]	[]	[]	[]	\$3,139	\$3,861	\$3,331	\$3,791	\$3,924	\$3,990	\$3,865	\$3,931	\$4,189	712L-DT
	24CWDC	K	[]	[]	[]	[]	\$2,905	\$3,761	\$3,165	\$3,691	\$3,824	\$3,890	\$3,631	\$3,697	\$4,089	711K
	24CWDC	K-BE	[]	[]	[]	[]	\$2,905	\$3,761	\$3,165	\$3,691	\$3,824	\$3,890	\$3,631	\$3,697	\$4,089	711K-BE
	24CWDC	K-NL	[]	[]	[]	[]	\$2,905	\$3,761	\$3,165	\$3,691	\$3,824	\$3,890	\$3,631	\$3,697	\$4,089	711K-NL
	24CWDC	DT	[]	[]	[]	[]	\$2,917	\$3,690	\$3,143	\$3,620	\$3,753	\$3,819	\$3,643	\$3,709	\$4,018	717DT
	24CWDC	DT	[]	[]	[]	[]	\$2,918	\$3,719	\$3,143	\$3,649	\$3,782	\$3,848	\$3,644	\$3,710	\$4,047	718DT
	24CWDC	NL ¹	[]	[]	[]	[]	\$2,918	\$3,690	\$3,143	\$3,620	\$3,753	\$3,819	\$3,644	\$3,710	\$4,018	718NL
	24CWDC	C ¹	[]	[]	[]	[]	\$2,861	\$3,605	\$3,085	\$3,535	\$3,668	\$3,734	\$3,587	\$3,653	\$3,933	718C
FIRE EXIT HARDWARE 							3' DEVICE PRICING SHOWN. 4' ADD \$26.00 LIST. 2' (LESS LABEL)³ ADD \$157.00 LIST.									
F	24CWDC	EO ¹	[]	[]	[]	[]	\$2,930	\$3,593	\$3,097	\$3,523	\$3,656	\$3,722	\$3,656	\$3,722	\$3,921	N/A
F	24CWDC	L ¹	[]	[]	[]	[]	\$3,406	\$4,128	\$3,598	\$4,058	\$4,191	\$4,257	\$4,132	\$4,198	\$4,456	712L
F	24CWDC	L-BE ¹	[]	[]	[]	[]	\$3,406	\$4,128	\$3,598	\$4,058	\$4,191	\$4,257	\$4,132	\$4,198	\$4,456	712L-BE
F	24CWDC	L-NL ¹	[]	[]	[]	[]	\$3,406	\$4,128	\$3,598	\$4,058	\$4,191	\$4,257	\$4,132	\$4,198	\$4,456	712L-NL
F	24CWDC	L-DT ¹	[]	[]	[]	[]	\$3,406	\$4,128	\$3,598	\$4,058	\$4,191	\$4,257	\$4,132	\$4,198	\$4,456	712L-DT
F	24CWDC	K	[]	[]	[]	[]	\$3,172	\$4,028	\$3,432	\$3,958	\$4,091	\$4,157	\$3,898	\$3,964	\$4,356	711K
F	24CWDC	K-BE	[]	[]	[]	[]	\$3,172	\$4,028	\$3,432	\$3,958	\$4,091	\$4,157	\$3,898	\$3,964	\$4,356	711K-BE
F	24CWDC	K-NL	[]	[]	[]	[]	\$3,172	\$4,028	\$3,432	\$3,958	\$4,091	\$4,157	\$3,898	\$3,964	\$4,356	711K-NL
F	24CWDC	DT	[]	[]	[]	[]	\$3,184	\$3,957	\$3,410	\$3,887	\$4,020	\$4,086	\$3,910	\$3,976	\$4,285	717DT
F	24CWDC	DT	[]	[]	[]	[]	\$3,185	\$3,986	\$3,410	\$3,916	\$4,049	\$4,115	\$3,911	\$3,977	\$4,314	718DT
F	24CWDC	NL ¹	[]	[]	[]	[]	\$3,185	\$3,957	\$3,410	\$3,887	\$4,020	\$4,086	\$3,911	\$3,977	\$4,285	718NL
F	24CWDC	C ¹	[]	[]	[]	[]	\$3,128	\$3,872	\$3,352	\$3,802	\$3,935	\$4,001	\$3,854	\$3,920	\$4,200	718C

 24-CWDC/F-24-CWDC device and trims are handed and field reversible. The device and trims are furnished RHR when handing is not specified.

¹ These devices and 510L, 510L-BE, 510L-NL, 510L-DT, 511L, 512NL trims are available in 619 (US15), 622 (US19), and 643E (US11) finishes.

² 24 Series ordered in 710 (313AN) will be supplied with trims in 695 (SP313).

³ 2' devices will have 10" touch pad.

DEFAULT ATTRIBUTES

Pricing includes default options shown below. Additional options and configurations available.

Cylinders	Sex bolts	Strike(s)	Door thickness	Center line
Not included	Included on F-24-CWDC only	4188 and 2130	1-3/4"	40"

Extension rods: For door heights over 7'0" up to 8'0", 12" extension rods are furnished at no additional charge at the time of device order. Must specify door height on order line. For door heights over 8'0" up to 10'0", extension rods are furnished at prices shown in parts section with the device at the time of order. Must specify door height on order line.

605	606	612	613	619	622	625	626
US3	US4	US10	US10B	US15	US19	US26	US26D
628	629	630	643e	689	695	710	711
US28	US32	US32D	-	SP28	SP313	313	DC35

OPTIONS

SEX BOLTS Optional Sex Bolts are recommended for center case mounting when device is used with hollow core wood, composite or light gauge hollow metal doors. See chart below for quantities and list prices.	Quantity			Price adjustment
	2729	325	425	
24-R-EO (Exit Only device)	-	2	4	\$120.00
24-R Device x Trim	-	-	4	\$80.00
24-V-EO (Exit Only device)	6	2	2	\$182.00
24-V Device x Trim	6	-	2	\$142.00
24-V-EO (Exit Only device) LBR	3	2	2	\$131.00
24-V Device x Trim LBR	3	-	2	\$91.00
24-C-EO/24-CWDC-EO (Exit Only device)	-	2	2	\$80.00
24-C / 24-CWDC Device x Trim	-	-	2	\$40.00

LESS BOTTOM ROD LBR/LBL Fire-Rated Devices must be ordered in pairs, and one Auxiliary Fire Pin (AFL) is furnished per pair.	Specify (Suffix)	Price adjustment
<ul style="list-style-type: none"> Less bottom rod available with UL Fire Label at no additional charge on F-24-V and F-24-C devices For Panic devices, deduct -\$74.00 list 	LBR	\$0.00

CYLINDER DOGGING - Not for use with fire exit hardware	Specify (Prefix)	Price adjustment
Cylinder dogging available on all 24 Series panic devices.	CD	\$90.00
Less dogging available on all 24 Series panic devices.	LD	\$0.00

SWITCHES - Available on all 24 Series devices	Specify (Prefix)	Price adjustment
Touch bar Request to Exit switch <ul style="list-style-type: none"> RX device monitoring switch can be used in combination with a second DM or LM switch (except for 24-R Panic and Fire) 	RX	\$295.00
Key override <ul style="list-style-type: none"> Override device monitoring on a door by use of a keyed cylinder KOR must be used in combination with a device monitoring switch. 	KOR	\$79.00

LATCH RETRACTION - Available on all 24 Series Panic and Fire devices	Specify (Prefix)	Price adjustment
Motorized electric latch retraction <ul style="list-style-type: none"> Cannot be used in combination with HD, CD, EA, or KOR options 	MEL	\$980.00

EXIT ALARM	Specify (Prefix)	Price adjustment
Exit alarm <ul style="list-style-type: none"> Available on 24R, 24V, 24C, and 24C-WDC panic and fire devices Price includes RX switch; can substitute with DC switch at no additional charge To order Less Switch, deduct -\$295.00 list 	EA	\$734.00

CONNECTORS	Specify (Suffix)	Price adjustment
Cross-category solution using common interconnect components for electrified options <ul style="list-style-type: none"> Available with MEL, MEL-RX, RX, EA options. 	CON	\$0.00

Note: For wire harness options, refer to [Power Supply and Electronic Component Section](#) on page 285.

INSULCLAD OR APPLIED PANEL KITS - N/A for 24-C-C or 24-C-NL option.	Specify	Price adjustment
1/2" Panel - for 24C device	INS-2	\$221.00
1/4" Panel - for 24C device	INS-4	\$221.00

605	606	612	613	619	622	625	626
US3	US4	US10	US10B	US15	US19	US26	US26D
628	629	630	643e	689	695	710	711
US28	US32	US32D	-	SP28	SP313	313	DC35

TRIM

- Cylinders are not included in the price.
- 711, 717, 718, and 712 Series Trim are handed and field reversible. These trims are furnished RHR when handing is not specified.

ATHENA TRIM							
Description	Specify			606, 612, 689	695	619	605, 625, 626
	Model number	Device type	Finish				
Dummy trim	715DT	.[R or V]	.[Finish]	\$176.00	\$322.00	\$321.00	\$321.00

CONTROL TRIM							
Description	Specify			605, 619, 625, 626	606, 612, 689	695	
	Model number	Device type	Finish				
Knob, key locks or unlocks	711K	.[R or V]	.[Finish]	\$435.00	\$242.00	\$335.00	
Knob, key locks or unlocks	711K	C	.[Finish]	\$435.00	\$242.00	\$335.00	
Knob, blank escutcheon	711K-BE	.[R or V]	.[Finish]	\$435.00	\$242.00	\$335.00	
Knob, blank escutcheon	711K-BE	C	.[Finish]	\$435.00	\$242.00	\$335.00	
Knob, night latch	711K-NL	.[R or V]	.[Finish]	\$435.00	\$242.00	\$335.00	
Knob, night latch	711K-NL	C	.[Finish]	\$435.00	\$242.00	\$335.00	

DELTA CONTROLS							
Description	Specify			605, 619, 622, 625, 626	606, 612, 689	695	
	Model number	Device type	Finish				
Dummy trim	717DT	.[R or V]	.[Finish]	\$364.00	\$254.00	\$313.00	
Dummy trim	717DT	C	.[Finish]	\$364.00	\$254.00	\$313.00	

DELTA CONTROLS							
Description	Specify			605, 643E, 619, 622, 625, 626	606, 612, 689	695	
	Model number	Device type	Finish				
Dummy trim	718DT	C	.[Finish]	\$393.00	\$255.00	\$313.00	
Night latch ¹	718NL	.[R or V]	.[Finish]	\$364.00	\$255.00	\$313.00	
Night latch ¹	718NL	C	.[Finish]	\$364.00	\$255.00	\$313.00	
Night latch less pull ¹	718C	.[R or V]	.[Finish]	\$279.00	\$198.00	\$255.00	
Night latch less pull ¹	718C	C	.[Finish]	\$279.00	\$198.00	\$255.00	

1. Available in 622 and 643E finish.

CONTROL LEVER TRIMS							
Description	Specify			605, 643E, 619, 622, 625, 626	606, 612, 689	695	
	Model number	Device type	Finish				
Dane lever, key locks or unlocks	712L	.[R or V]	.[Finish]	\$535.00	\$476.00	\$501.00	
Dane lever, key locks or unlocks	712L	C	.[Finish]	\$535.00	\$476.00	\$501.00	
Dane lever, blank escutcheon	712L-BE	.[R or V]	.[Finish]	\$535.00	\$476.00	\$501.00	
Dane lever, blank escutcheon	712L-BE	C	.[Finish]	\$535.00	\$476.00	\$501.00	
Dane lever, night latch	712L-NL	.[R or V]	.[Finish]	\$535.00	\$476.00	\$501.00	
Dane lever, night latch	712L-NL	C	.[Finish]	\$535.00	\$476.00	\$501.00	
Dane lever, dummy trim	712L-DT	.[R or V]	.[Finish]	\$535.00	\$476.00	\$501.00	
Dane lever, dummy trim	712L-DT	C	.[Finish]	\$535.00	\$476.00	\$501.00	

2. Available in 622 and 643E finish.

3. The Dane Lever is furnished standard. Optional lever designs Sutro, Quantum, Avalon, Danish, Broadway, Boardwalk, Longitude, and Latitude are available at no additional charge.

4. 24 Series ordered in 630 (US32D) will be supplied with trims in 619 (US15).

STRIKES

605	606	612	613	619	622	625	626
US3	US4	US10	US10B	US15	US19	US26	US26D
628	629	630	643e	689	695	710	711
US28	US32	US32D	-	SP28	SP313	313	DC35

RIM STRIKES

Description	Specify		Non-Finished	605	606	612	613	622	625	626	629	630	695
	Model number	Finish											
24/25-R Panic Devices - Opt.	264	.[Finish]	-	-	-	-	-	\$151.00	-	\$175.00	-	-	-
24/25-R Panic Devices - Std.	299	.[Finish]	-	\$141.00	\$108.00	-	-	\$92.00	\$141.00	\$108.00	-	-	\$108.00
24/25-R Fire Devices - Std.	299F	.[Finish]	-	\$205.00	\$178.00	\$178.00	\$178.00	\$113.00	-	-	\$205.00	\$152.00	-
24/25-R Panic Devices - Opt.	1439	.[Finish]	-	-	-	-	-	\$218.00	-	-	-	-	-
24/25-R Panic Devices - Opt.	1606	.[Finish]	\$108.00	-	-	-	-	-	-	-	-	-	-
24-R Panic Devices - Opt. ¹	1609-D24	.[Finish]	-	-	-	-	-	\$146.00	-	-	-	-	-

1. Must be used with a Coordinator. Not a UL fire exit hardware listed application.

VERTICAL ROD TOP STRIKES

Description	Specify	Non-Finished
19/24/25-V Panic and Fire devices	3788	\$74.00
24/25-C, CWDC Panic and Fire devices	4188	\$74.00

VERTICAL ROD BOTTOM STRIKES

Description	Specify	Non-Finished
19-V/24/25-V, C Panic or Fire - Std.	2130	\$74.00
19-V/24/25-V, C Panic	4155	\$74.00

Refer to device catalogs for specific door application strike requirements.

ACCESSORIES

COVER PLATES & FILLER PLATES

Description	Specify	Non-Finished
Strike cover - ASA 4-7/8"	3722	\$19.00
Mortise front - 8" x 1-1/4"	3723	\$19.00
Lock front - 2-1/4" x 1-1/8"	3721	\$19.00

CYLINDERS

Description	Specify		Open		Restricted	
	Part number	Finish	626	605, 606, 613, 612, 629, 630	626	605, 606, 613, 612, 629, 630
1-1/8" Mortise cylinder with straight cam (#24)	985	.[Finish]	\$89.00	\$95.00	\$105.00	\$111.00
1-1/4" Mortise cylinder with straight cam (#24)	986	.[Finish]	\$89.00	\$95.00	\$105.00	\$111.00
Rim cylinder	951	.[Finish]	\$89.00	\$95.00	\$105.00	\$111.00

Interchangeable core cylinder housing uses #5 cam.
 Custom keying not available. Falcon G is default keyway.
 Cylinder type determined by trim function.

605	606	612	613	619	622	625	626
US3	US4	US10	US10B	US15	US19	US26	US26D
628	629	630	643e	689	695	710	711
US28	US32	US32D	-	SP28	SP313	313	DC35

ACCESSORIES

CYLINDERS (Housing only)

Description	Specify		626	605, 606, 613, 612, 629, 630
	Part number	Finish		
1-3/8" Interchangeable core mortise cylinder housing	C987	.[Finish]	\$52.00	\$55.00
Interchangeable core rim cylinder housing (N/A in 625 finish)	C953	.[Finish]	\$57.00	\$60.00

IC Cylinder Housings sold Less SFIC.

EXTENSION RODS

Description	Specify		All finishes
	Part number	Finish	
24/25/19-V Extension rod 12" (ER12-V)	650006	.[Finish]	\$31.00
24/25/19-V Extension rod 24" (ER24-V)	650007	.[Finish]	\$52.00
24/25/19-V Extension rod 36" (ER36-V)	650008	.[Finish]	\$85.00
24/25-C, CWDC Extension rod 12" (ER12-C)	650017	.[Finish]	\$31.00
24/25-C, CWDC Extension rod 24" (ER24-C)	650018	.[Finish]	\$52.00
24/25-C, CWDC Extension rod 36" (ER36-C)	650019	.[Finish]	\$85.00

1. Surface vertical and concealed vertical rod devices for door heights over 7'0" up to 8'0", 12" extension rods are furnished at no additional charge at the time of device order. Must specify door height on order line.
2. For door heights over 8'0" up to 10'0", extension rods are furnished at prices shown above with the device at the time of order. Must specify door height on order line.
3. Replacement extension rods can be ordered individually by the part numbers listed above.

DUMMY TOUCH BARS

3' Device pricing shown. 4' add \$26.00 list.

Description	Specify		689, 695	606, 612	630	605, 625, 626, 629, 619, 622, 643E
	Part number	Finish				
24/25 Series Dummy touch bar	250DT	.[Finish]	\$471.00	\$520.00	\$593.00	\$677.00

DUMMY TOUCH BAR OPTIONAL FEATURES

	Specify (Prefix)	Price adjustment
Touchbar Request-to-Exit switch	RX	\$295.00
Key override device monitoring on a door by use of a keyed cylinder	KOR	\$79.00

KITS

CYLINDER DOGGING KITS

Description	Specify			605, 606, 612, 622, 625, 626, 628, 630, 711
	Model number	Part number	Finish	
24 Series - 3' device	24CDK-3	650155	.[Finish]	\$90.00
24 Series - 4' device	24CDK-4	650156	.[Finish]	\$90.00

1. Cylinder sold separately.
2. When a device is ordered "with CD with Cylinder", a 1-1/4" mortise cylinder (986 Falcon G x straight cam KD) is supplied for CD.
3. CD kits can also pair with a 1-1/8" mortise cylinder (985 Falcon G x straight cam KD). Must be ordered separately.

RX SWITCH KIT

Description	Specify		Price each (non-finished)
	Model number	Part number	
24/25 Series RX Switch kit	24/25 RX KIT	650359	\$364.00

KITS

605	606	612	613	619	622	625	626
US3	US4	US10	US10B	US15	US19	US26	US26D
628	629	630	643e	689	695	710	711
US28	US32	US32D	-	SP28	SP313	313	DC35

SHIM KITS				
Description	Specify			622
	Model number	Part number	Finish	
24 Rim shim kit - 1/4"	SK24-R	650109	.[Finish]	\$94.00
24 Surface vertical shim kit - 1/4" - up to 8' doors	SK24-V-8	650110	.[Finish]	\$94.00
24 Surface vertical shim kit - 1/4" - over 8' up to 10' doors	SK24-V-10	650208	.[Finish]	\$94.00
24 Wood door concealed shim kit - 1/4"	SK24-CV-WDC	47849029	.[Finish]	\$94.00

Note: All shim kits for use on door thicknesses up to 2". Consult factory for door thickness over 2".

EXIT ALARM KITS				
Description	Specify			605, 606, 612, 622, 625, 626, 628, 630, 711
	Model number	Part number	Part number with Allegion Connect (-CON)	
24 Series Exit alarm kit 3'	24-EAK-3	650163	650704	\$734.00
24 Series Exit alarm kit 4'	24-EAK-4	650164	650705	\$734.00

MOTORIZED ELECTRIC LATCH RETRACTION KIT				
Description	Specify			605, 606, 612, 622, 625, 626, 628, 630, 695
	Model number	Part number	Part number with Allegion Connect (-CON)	
24 Motorized electric latch retraction kit 3'	24-MELK-3	47266632	47270548	\$980.00
24 Motorized electric latch retraction kit 4'	24-MELK-4	47266633	47270549	\$980.00

Note: MEL kit cannot be used to convert an EL device.

SLM BLOCKING KIT				
Description	Specify			Price
	Model number	Part number	Finish	
F-24 Rim/Concealed vertical SLM blocking kit	F-24-R/C	600333	.[Finish]	\$27.00
F-24 Surface vertical SLM blocking kit	F-24-V	600334	.[Finish]	\$30.00

For use with devices on doors with special high density blocking material. Blocking material must be UL or Warnock Hersey approved.

INSULCLAD KIT - Not for use with 24-C-C or 24-C-NL.				
Description	Specify			Price
	Model number	Part number	Finish	
24C-C-Slide Kit 1/4" INS	24C	47962248	.[Finish]	\$221.00
24C-C Slide Kit 1/2" INS	24C	47962246	.[Finish]	\$221.00
24C Center Slide Asm 1/4" INS	24C	47962161	.[Finish]	\$179.00
24C Center Slide Asm 1/2" INS	24C	47962162	-	\$179.00
Insulclad ratchet release screw	24C	972476	-	\$11.00

605	606	612	613	619	622	625	626
US3	US4	US10	US10B	US15	US19	US26	US26D
628	629	630	643e	689	695	710	711
US28	US32	US32D	-	SP28	SP313	313	DC35

PARTS

DUMMY TOUCH BAR PARTS							
Description	Specify		630, 689, 695	606, 612	625, 629	626	605
	Part number	Finish					
250 Front cover plate package	600291	.[Finish]	\$34.00	\$45.00	\$131.00	\$41.00	\$67.00

CENTER CASE											
Description	Specify		Non-Finished	605	606	612, 625, 629	622	626	628	630	710
	Part number	Finish									
F-24-R Center case kit	650234	.[Finish]	\$860.00	-	-	-	-	-	-	-	-
F-24-V Center case kit	650236	.[Finish]	\$358.00	-	-	-	-	-	-	-	-
F-24-C Center case kit RHR	650238	.[Finish]	\$345.00	-	-	-	-	-	-	-	-
F-24-C Center case kit LHR	090978	.[Finish]	\$345.00	-	-	-	-	-	-	-	-
24-R Center case cover kit	650247	.[Finish]	-	\$240.00	\$231.00	\$222.00	\$214.00	\$214.00	\$175.00	\$217.00	\$186.00
F-24-R Center case cover kit	650249	.[Finish]	-	\$240.00	\$231.00	\$222.00	\$214.00	\$214.00	\$175.00	\$217.00	\$186.00
F-24-V Center case cover kit	650251	.[Finish]	-	\$240.00	\$231.00	\$222.00	\$214.00	\$214.00	\$175.00	\$217.00	\$186.00
F-24-C Center case cover kit	650253	.[Finish]	-	\$240.00	\$231.00	\$222.00	\$214.00	\$214.00	\$175.00	\$217.00	\$186.00
24 Series Center case cover mounting pkg	600307	.[Finish]	-	\$18.00	\$18.00	\$18.00	-	-	-	-	\$18.00

COVER PLATE / CONVERSION KITS											
Description	Specify		Non-Finished	605	606	612, 625, 629	622	626	628	630	710
	Part number	Finish									
F-24 Series Channel cover 3'	650121	.[Finish]	-	\$57.00	\$57.00	\$57.00	\$57.00	\$57.00	\$57.00	\$57.00	\$57.00
F-24 Series Channel cover 4'	650122	.[Finish]	-	\$62.00	\$62.00	\$62.00	-	\$62.00	\$62.00	\$62.00	\$62.00
24 Series CD Channel cover 4'	650116	.[Finish]	-	\$78.00	\$78.00	\$78.00	-	\$78.00	\$78.00	\$78.00	\$78.00
24 Series CD Channel cover 3'	650117	.[Finish]	-	\$70.00	\$70.00	\$70.00	-	\$70.00	\$70.00	\$70.00	\$70.00
24 Series KOR Channel cover 3'	650139	.[Finish]	-	\$93.00	\$93.00	\$93.00	-	\$93.00	\$93.00	\$93.00	\$93.00
24 Series KOR Channel cover 4'	650140	.[Finish]	-	\$97.00	\$97.00	\$97.00	-	\$97.00	\$97.00	\$97.00	\$97.00
24 Series Hex dogging kit 3'	650187	.[Finish]	-	\$93.00	\$93.00	\$93.00	\$93.00	\$93.00	\$93.00	\$93.00	\$93.00
24 Series Hex dogging kit 4'	650188	.[Finish]	-	\$98.00	\$98.00	\$98.00	\$98.00	\$98.00	\$98.00	\$98.00	\$98.00
24 Hex dogging assembly	47589559	.[Finish]	\$27.00	-	-	-	-	-	-	-	-
24 Hex dogging key 5/32" (pkg of 10)	090085-89	.[Finish]	\$106.00	-	-	-	-	-	-	-	-
24 Series 3' MEL channel cover plate	47270296	.[Finish]	-	\$156.00	\$156.00	\$156.00	\$156.00	\$156.00	\$156.00	\$156.00	\$156.00
24 Series 4' MEL channel cover plate	47270297	.[Finish]	-	\$165.00	\$165.00	\$165.00	\$165.00	\$165.00	\$165.00	\$165.00	\$165.00

MECHANISM CASE										
Description	Specify		Non-Finished	605	606	612, 625, 629	622, 626	628	630	710
	Part number	Finish								
24 Series Channel 3' door	661408	.[Finish]	-	\$158.00	\$147.00	\$143.00	\$137.00	\$115.00	\$143.00	\$126.00
24 Series Channel 4' door	661409	.[Finish]	-	\$196.00	\$191.00	\$186.00	\$183.00	\$145.00	\$184.00	\$150.00
24 Series Channel screw pkg	600305	.[Finish]	\$24.00	-	-	-	-	-	-	-

25 SERIES

24 SERIES

19 SERIES

20 SERIES

1690/1790 SERIES

1990/2090 SERIES

ACCESSORIES

PARTS

605	606	612	613	619	622	625	626
US3	US4	US10	US10B	US15	US19	US26	US26D
628	629	630	643e	689	695	710	711
US28	US32	US32D	-	SP28	SP313	313	DC35

END CAP / PUSH BAR											
Description	Specify		Non-Finished	605	606	612, 625, 629	622	626	628	630	710
	Part number	Finish									
24 Channel end cap kit 1-3/4" door	650294	.[Finish]	-	\$59.00	\$57.00	\$57.00	-	\$52.00	\$43.00	\$56.00	\$48.00
24 Channel end cap kit 2-1/4" door	650348	.[Finish]	-	\$59.00	\$57.00	\$57.00	-	\$52.00	\$43.00	\$56.00	\$48.00
24 Series Push bar end cap kit	600310	.[Finish]	-	\$63.00	\$59.00	\$58.00	\$57.00	\$57.00	\$48.00	\$58.00	\$49.00
24 Series Push bar guide pkg	600319	.[Finish]	\$18.00	-	-	-	-	-	-	-	-

MOUNTING PACKAGES											
Description	Specify		Non-Finished	605	606	612, 625, 629	622	626	628	630	710
	Part number	Finish									
F-24-R Mtg pkg 1-3/4" door	650324	.[Finish]	\$42.00	-	-	-	-	-	-	-	-
F-24-R Mtg pkg 2-1/4" door	650302	.[Finish]	\$41.00	-	-	-	-	-	-	-	-
24-V Mtg pkg 1-3/4" – 2-1/4" door	650304	.[Finish]	\$62.00	-	-	-	-	-	-	-	-
F-24-V Mtg pkg 1-3/4" door	650325	.[Finish]	\$62.00	-	-	-	-	-	-	-	-
F-24-V Mtg pkg 2-1/4" door	650201	.[Finish]	\$62.00	-	-	-	-	-	-	-	-
24-C Mtg pkg 1-3/4" door	650318	.[Finish]	\$42.00	-	-	-	-	-	-	-	-
24-C Mtg pkg 2-1/4" door	650300	.[Finish]	\$42.00	-	-	-	-	-	-	-	-
F-24-C Mtg pkg 1-3/4" door	650317	.[Finish]	\$42.00	-	-	-	-	-	-	-	-
F-24-C Mtg pkg 2-1/4" door	650346	.[Finish]	\$42.00	-	-	-	-	-	-	-	-
24-C-WDC Mtg pkg 1-3/4" door	650326	.[Finish]	-	-	\$91.00	-	-	-	-	\$91.00	\$91.00
24-C-WDC Mtg pkg 2-1/4" door	650298	.[Finish]	-	-	\$91.00	-	-	-	-	\$91.00	\$91.00
F-24-C-WDC Mtg pkg 1-3/4" door	650327	.[Finish]	\$91.00	-	-	-	-	-	-	-	-
MEL motor mounting screws, pkg of 2	47266852	.[Finish]	\$28.00	-	-	-	-	-	-	-	-

ELECTRICAL											
Description	Specify		Non-Finished	605	606	612, 625, 629	622	626	628	630	710
	Part number	Finish									
Cotter key 1/8" x 1" (pkg of 10)	060111	.[Finish]	\$21.00	-	-	-	-	-	-	-	-
24/25 Series RX Switch kit	650359	.[Finish]	\$364.00	-	-	-	-	-	-	-	-
EL Potted circuit breaker	050534	.[Finish]	\$536.00	-	-	-	-	-	-	-	-
Exit alarm label - Service	650265	.[Finish]	\$17.00	-	-	-	-	-	-	-	-
Old Style Falcon 24 Vertical LM switch replacement kit	650716	.[Finish]	\$356.00	-	-	-	-	-	-	-	-
LM Switch replacement kit	650713	.[Finish]	\$295.00	-	-	-	-	-	-	-	-
LM Con switch replacement kit	650712	.[Finish]	\$319.00	-	-	-	-	-	-	-	-
Old Style Falcon 24 Vertical DM switch replacement kit	650717	.[Finish]	\$364.00	-	-	-	-	-	-	-	-
DM Switch replacement kit	650715	.[Finish]	\$311.00	-	-	-	-	-	-	-	-
DM Con Switch replacement kit	650714	.[Finish]	\$334.00	-	-	-	-	-	-	-	-
MEL motor cable	114320	.[Finish]	\$20.00	-	-	-	-	-	-	-	-
MEL motor cable w/6' cable	47269206	.[Finish]	\$88.00	-	-	-	-	-	-	-	-
MEL 6" Allegion Connect adapter cable	106198	.[Finish]	\$20.00	-	-	-	-	-	-	-	-
MEL motor cable w/MEL 6" Allegion Connect adapter cable	040069	.[Finish]	\$88.00	-	-	-	-	-	-	-	-

605	606	612	613	619	622	625	626
US3	US4	US10	US10B	US15	US19	US26	US26D
628	629	630	643e	689	695	710	711
US28	US32	US32D	-	SP28	SP313	313	DC35

PARTS

VERTICAL LATCHES								
Description	Specify		Non-Finished	612, 625, 629	622, 626	630	689	710
	Part number	Finish						
24-V Top latch case	650389	.[Finish]	\$168.00	-	-	-	-	-
F-24-V Top latch case	650375	.[Finish]	\$172.00	-	-	-	-	-
24-V Latch case cover kit	650202	.[Finish]	-	\$127.00	\$127.00	\$97.00	\$97.00	\$127.00
24-V Latch case cover mtg pkg	650336	.[Finish]	-	\$16.00	\$16.00	\$16.00	\$16.00	\$16.00
F-24-C Auxiliary fire pin kit (LBR application only)	5494	.[Finish]	\$214.00	-	-	-	-	-
24-V Bottom bolt guide (Latch cover sold separately)	650387	.[Finish]	\$17.00	-	-	-	-	-
24-C, C-WDC Top latch case	603	.[Finish]	\$285.00	-	-	-	-	-
F-24-C Top latch case	F603	.[Finish]	\$398.00	-	-	-	-	-
F-24-C-WDC Top latch case	WF603	.[Finish]	\$398.00	-	-	-	-	-
F-24-C, CWDC Top latch release kit	650339	.[Finish]	-	\$48.00	\$57.00	\$57.00	\$57.00	\$57.00
24-C Bottom bolt guide	4567	.[Finish]	\$68.00	-	-	-	-	-
24-C-WDC Bottom bolt guide	4835	.[Finish]	\$62.00	-	-	-	-	-
F-24-C-WDC Latch bracket	4694	.[Finish]	\$17.00	-	-	-	-	-
F-24-C, CWDC Center slide assembly	650351	.[Finish]	\$413.00	-	-	-	-	-
24-C-WDC Reinforcement plate	4833	.[Finish]	-	\$61.00	\$61.00	\$61.00	\$44.00	\$44.00
24-C-WDC Reinforcement plate w/access hole	4834	.[Finish]	-	\$61.00	\$61.00	\$61.00	\$44.00	\$44.00

VERTICAL RODS								
Description	Specify		Non-Finished	612, 625, 629	622, 626	630	689	710
	Part number	Finish						
24-V Rod guide kit	650311	.[Finish]	-	\$70.00	\$94.00	\$78.00	\$74.00	-
24-V Top rod kit	4450	.[Finish]	-	\$127.00	\$127.00	\$127.00	\$127.00	\$127.00
24-V Bottom rod kit	610056	.[Finish]	-	\$170.00	\$170.00	\$170.00	\$170.00	\$170.00
F-24-C, F-24-C-WDC Top rod kit	610061	.[Finish]	\$127.00	-	-	-	-	-
F-24-C, F-24-C-WDC Bottom rod kit	610057	.[Finish]	\$170.00	-	-	-	-	-
#10 x 1-1/4" FPHSMS Clear zinc	660002	.[Finish]	\$16.00	-	-	-	-	-

TRIM										
Description	Specify		Non-Finished	605	606, 629	612, 625	626, 630	689, 695	689	695
	Part number	Finish								
710NL, 718C/NL Cylinder spacer collar	4120	.[Finish]	\$16.00	-	-	-	-	-	-	-
710NL, 718C/NL Cylinder anchor plate	4121	.[Finish]	\$16.00	-	-	-	-	-	-	-
700/900 Locking plate	661560	.[Finish]	\$27.00	-	-	-	-	-	-	-
700 Series Trim hex stud	4270	.[Finish]	\$16.00	-	-	-	-	-	-	-
Control hex stud	4349	.[Finish]	\$16.00	-	-	-	-	-	-	-
700/900 Lever actuator spring	650314	.[Finish]	\$27.00	-	-	-	-	-	-	-
700/900 Locking spring	661567	.[Finish]	\$16.00	-	-	-	-	-	-	-
717/718/719 Pull grip screw package	600288	.[Finish]	\$16.00	-	-	-	-	-	-	-
TP/K/L Actuator shaft assembly	650366	.[Finish]	\$42.00	-	-	-	-	-	-	-

25 SERIES

24 SERIES

19 SERIES

20 SERIES

1690/1790 SERIES

1990/2090 SERIES

ACCESSORIES

PARTS

605	606	612	613	619	622	625	626
US3	US4	US10	US10B	US15	US19	US26	US26D
628	629	630	643e	689	695	710	711
US28	US32	US32D	-	SP28	SP313	313	DC35

TRIM										
Description	Specify		Non-Finished	605	606, 629	612, 625	626, 630	689, 695	689	695
	Part number	Finish								
710TP Retainer plate	650313	. [Finish]	\$49.00	-	-	-	-	-	-	-
711/712-R/V Retainer plate	650312	. [Finish]	\$59.00	-	-	-	-	-	-	-
712L-C Output cam package 2-1/4" door	060136	. [Finish]	\$59.00	-	-	-	-	-	-	-
712L-C Output cam package 1-3/4" door	060137	. [Finish]	\$40.00	-	-	-	-	-	-	-
700/900 Output cam package - R/V	060138	. [Finish]	\$59.00	-	-	-	-	-	-	-
715DT Mounting package 1-3/4"	650151	. [Finish]	-	\$20.00	\$20.00	\$20.00	\$20.00	\$20.00	-	-
715DT Mounting package 2-1/4"	650152	. [Finish]	-	\$20.00	\$20.00	\$20.00	\$20.00	\$20.00	-	-
717DT Mounting package 1-3/4"	650153	. [Finish]	-	\$16.00	\$16.00	\$16.00	\$16.00	\$16.00	-	-
717DT Mounting package 2-1/4"	650154	. [Finish]	-	\$16.00	\$16.00	\$16.00	\$16.00	\$16.00	-	-
710DT Mounting package 1-3/4"	650157	. [Finish]	-	\$16.00	\$16.00	\$16.00	\$16.00	\$16.00	-	-
710DT Mounting package 2-1/4"	650158	. [Finish]	-	\$16.00	\$16.00	\$16.00	\$16.00	\$16.00	-	-
710NL Mounting package 1-3/4"	650161	. [Finish]	-	\$33.00	\$33.00	\$33.00	\$33.00	\$33.00	-	-
710NL Mounting package 2-1/4"	650162	. [Finish]	-	\$33.00	\$33.00	\$33.00	\$33.00	\$33.00	-	-
710TP Mounting package 1-3/4"	650165	. [Finish]	-	\$20.00	\$20.00	\$20.00	\$20.00	\$20.00	-	-
710TP Mounting package 2-1/4"	650166	. [Finish]	-	\$20.00	\$20.00	\$20.00	\$20.00	\$20.00	-	-
718C/NL-R/V Mounting package 1-3/4"	650169	. [Finish]	-	\$20.00	\$20.00	\$20.00	\$20.00	\$20.00	-	-
718C/NL-R/V Mounting package 2-1/4"	650170	. [Finish]	-	\$20.00	\$20.00	\$20.00	\$20.00	\$20.00	-	-
718NL-C Mounting package 1-3/4"	650173	. [Finish]	-	\$42.00	\$42.00	\$42.00	\$42.00	\$42.00	-	-
718NL-C Mounting package 2-1/4"	650174	. [Finish]	-	\$42.00	\$42.00	\$42.00	\$42.00	\$42.00	-	-
718C-CV Mounting package 1-3/4"	650177	. [Finish]	-	\$42.00	\$42.00	\$42.00	\$42.00	\$42.00	-	-
718C-CV Mounting package 2-1/4"	650178	. [Finish]	-	\$42.00	\$42.00	\$42.00	\$42.00	\$42.00	-	-
718DT Mounting package 1-3/4"	650181	. [Finish]	-	\$16.00	\$16.00	\$16.00	\$16.00	\$16.00	-	-
718DT Mounting package 2-1/4"	650182	. [Finish]	-	\$16.00	\$16.00	\$16.00	\$16.00	\$16.00	-	-
718TP Mounting package 1-3/4"	650185	. [Finish]	-	\$16.00	\$16.00	\$16.00	\$16.00	\$16.00	-	-
718TP Mounting package 2-1/4"	650186	. [Finish]	-	\$16.00	\$16.00	\$16.00	\$16.00	\$16.00	-	-
711/712/719 Mounting package 1-3/4"	650189	. [Finish]	\$16.00	-	-	-	-	-	-	-
711/712/719 Mounting package 2-1/4"	650190	. [Finish]	\$16.00	-	-	-	-	-	-	-
F-24 CWDC SERV Mounting package	650327	. [Finish]	\$91.00	-	-	-	-	-	-	-
700/900 NL Spring package	600339	. [Finish]	\$17.00	-	-	-	-	-	-	-
Shear pin (package of 5)	600283	. [Finish]	\$17.00	-	-	-	-	-	-	-
Knob assembly	600298	. [Finish]	-	\$267.00	\$253.00	\$247.00	\$240.00	-	\$193.00	\$207.00
Dane lever kit	600299	. [Finish]	-	\$196.00	\$187.00	\$185.00	\$183.00	-	\$143.00	\$149.00
Sutro lever kit	600300	. [Finish]	-	\$196.00	\$187.00	\$185.00	\$183.00	-	\$143.00	\$149.00
Quantum lever kit	600301	. [Finish]	-	\$196.00	\$187.00	\$185.00	\$183.00	-	\$143.00	\$149.00
Avalon lever kit	600337	. [Finish]	-	\$318.00	\$233.00	\$318.00	\$233.00	-	\$231.00	\$233.00
Latitude lever kit	050988	. [Finish]	\$196.00	\$196.00	\$185.00	\$187.00	\$183.00	-	\$143.00	\$149.00
Longitude lever kit	050989	. [Finish]	\$196.00	\$196.00	\$185.00	\$187.00	\$183.00	-	\$143.00	\$149.00
Danish lever kit	050990	. [Finish]	\$196.00	\$196.00	\$185.00	\$187.00	\$183.00	-	\$143.00	\$149.00
Broadway lever kit	050991	. [Finish]	\$196.00	\$196.00	\$185.00	\$187.00	\$183.00	-	\$143.00	\$149.00
Boardwalk lever kit	050992	. [Finish]	\$196.00	\$196.00	\$185.00	\$187.00	\$183.00	-	\$143.00	\$149.00

605	606	612	613	619	622	625	626
US3	US4	US10	US10B	US15	US19	US26	US26D
628	629	630	643e	689	695	710	711
US28	US32	US32D	-	SP28	SP313	313	DC35

PARTS

PARTS MAINTENANCE KIT		
Description	Part number	Price
24/25 Maintenance kit (See below for what is supplied in Kit)	650277	\$2,567.00

REFILL PARTS/PACKAGES				
Description	BHMA Finish	Kit contents qty	Part number	Refill Price each
299 Strike US19	622	5	299 Strike	\$88.00
325 Sex Bolt, 1/4-20 US32D (package of 2)	630	10	325 SNB	\$40.00
425 Sex Bolt, 10-24 US32D (package of 2)	630	10	425 SNB	\$40.00
CD/EA/KOR Cylinder retaining bracket	-	30	4208	\$16.00
512/718 Lever washer (package of 10)	-	1	060126	\$16.00
Cylinder nut BRS	-	10	3894-000	\$16.00
Rod guide kit US32D	630	6	650311	\$78.00
Rod guide kit SP28	689	2	650311	\$74.00
Rod guide kit SP313	695	2	650311	\$78.00
Hex dogging key 5/32" (package of 10)	-	1	090085	\$106.00
512 Mounting package US4 1-3/4" door	606	2	650231	\$16.00
512 Mounting package US10B 1-3/4" door	612	2	650231	\$16.00
512 Mounting package US26D 1-3/4" door	625	6	650231	\$16.00
24/25 End cap kit US32D 1-3/4" door	630	6	650294	\$56.00
24/25 End cap kit US26D 1-3/4" door	626	2	650294	\$52.00
24/25 End cap kit SP28 1-3/4" door	689	1	650294	\$43.00
24/25 End cap kit SP313 1-3/4" door	695	1	650294	\$48.00
511 Trim shear pin (package of 5)	-	6	600283	\$17.00
24 Device plastic mounting template	-	2	640001	\$16.00
25 Device plastic mounting template	-	2	640002	\$16.00
510/513 Trim shear pin (package of 10)	-	3	650267	\$35.00
8500 Lock housing screws (package of 10)	-	2	060112	\$16.00
24/25-C Latch screw (package of 10)	-	5	060113	\$16.00
Rod guide screws (package of 10)	-	3	060114	\$16.00
510/511/512/513 Back plate screws (package of 10)	-	5	060119	\$16.00
25 Lift finger screws (package of 2)	-	10	600309	\$17.00
8500 Lock face screws US3, US4, US10	605, 606, 612	10	600173	\$16.00
8500 Lock face screws US26D, US32D	626, 630	10	600173	\$16.00
8500 Lock face screws US10B	613	10	600173	\$16.00
8500 Lock backplate screws (package of 10)	-	5	060120	\$16.00
24/25-V Latch cover screws US26D, US28, US32D (package of 10)	626, 628, 630	5	060121	\$16.00
24/25-V Latch cover screws US3, US4, US10 (package of 10)	605, 606, 612	5	060121	\$16.00
24/25-V Latch cover screws US10B (package of 10)	613	5	060121	\$16.00
Electric option dogging screw (package of 10)	-	5	060123	\$16.00
K-NL/L-NL Spindle cam screw (package of 10)	-	2	060122	\$18.00
K/L/TL Trim lock nut (package of 10)	-	1	060124	\$16.00
24/25 Channel screw (package of 10)	-	3	600305	\$24.00
Cotter key 1/8" x 1" (package of 10)	-	5	060111	\$21.00
Cylinder nut tool (package of 5)	-	2	600279	\$30.00

25 SERIES

24 SERIES

19 SERIES

20 SERIES

1690/1790 SERIES

1990/2090 SERIES

ACCESSORIES

PARTS

605	606	612	613	619	622	625	626
US3	US4	US10	US10B	US15	US19	US26	US26D
628	629	630	643e	689	695	710	711
US28	US32	US32D	-	SP28	SP313	313	DC35

REFILL PARTS/PACKAGES				
Description	BHMA Finish	Kit contents qty	Part number	Refill Price each
FSE/FSE Trim pivot pin (package of 10)	-	2	060125	\$16.00
24/25 Pushbar guide (package of 2)	-	10	600319	\$18.00
25 Trim cylinder locknut	-	10	600278	\$18.00
25 Center case mounting screws (package of 10)	-	5	060117	\$16.00
24 Center case housing screws (package of 10)	-	5	060118	\$16.00
25-R/M Device mounting screws (package of 10)	-	5	060116	\$16.00
FSA/FSE Trim screws (package of 10)	-	5	060115	\$16.00
24/25 Center case cover screws US3 (package of 4)	605	12	600307	\$18.00
24/25 Center case cover screws US4 (package of 4)	606	12	600307	\$18.00
24/25 Center case cover screws US10 (package of 4)	612	12	600307	\$18.00
24/25 Center case cover screws US10B (package of 4)	613	12	600307	\$18.00
24/25 Center case cover screws US26D, US32D, SP28 (package of 4)	626, 630, 689	12	600307	\$18.00
510/513 Spindle cam ret. ring (package of 10)	-	2	600277	\$17.00
25 Housing plate screws (package of 2)	-	2	600308	\$17.00
299 Strike shim	-	20	970321	\$20.00

LOCKS

EXIT DEVICES

DOOR CLOSERS

ELECTRONICS

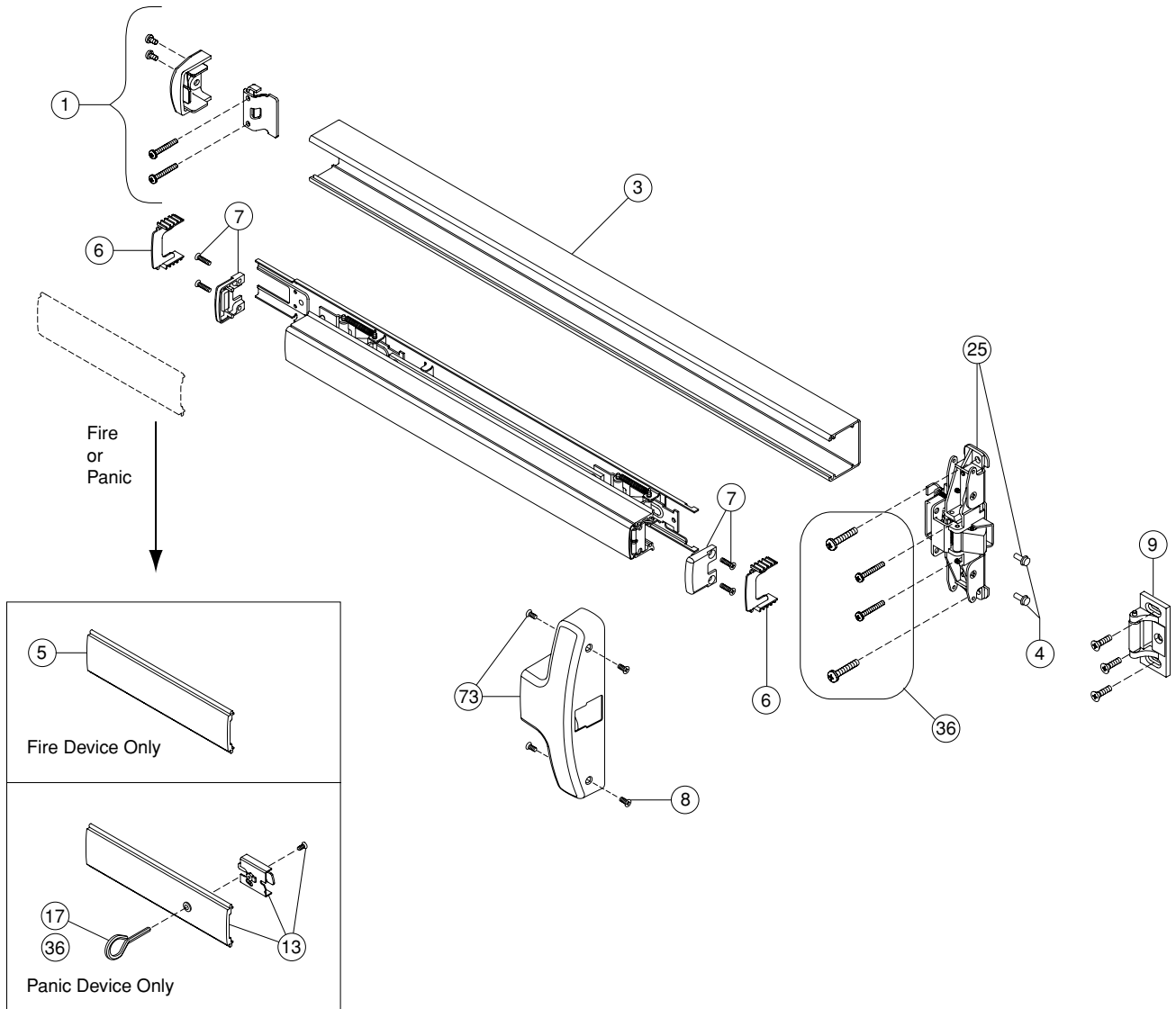
MERCHANDISING AIDS

FORMS

EXPLODED VIEW

(F)24-R RIM EXIT DEVICE

Panic and Fire



EXPLODED VIEW

(F)24-R RIM EXIT DEVICE

NO.	QTY.	PART NO.	DESCRIPTION	PACKAGE CONTENTS	NOTES
1	1	650294	24 Channel end cap kit 1-3/4" door	1- Channel end cap	A
				2- #10-24 x 3/8" PPHMS	
		1- Channel end cap bracket			
		2- #10-24 x 1" PPHMS			
1	1	650348	24 Channel end cap kit 2-1/4" door	2- #10 x 1-1/4" PPHSMS	A
				1- Channel end cap	
		2- #10-24 x 3/8" PPHMS			
		1- Channel end cap bracket			
3	1	661408	24 Channel 3'		A
		661409	24 Channel 4'		
4	1	600305	24 Channel screw package	10- #10-16 x 1/2" Hex washer head taptite	
5	1	650121	F-24 Channel cover 3'		A
		650122	F-24 Channel cover 4'		
6	1	600319	24 Pushbar guide package	2- Pushbar guide	
7	1	600310	24 Pushbar end cap kit	2- Pushbar End cap	A
				4- #8-18 x 3/4" FPHSMS	
8	1	600307	Center case cover screw package	4- #8-18 x 3/8" UFPHSMS	A
9	1	299	299 Strike		
13	1	650187	24 Hex dogging kit 3'	1- Panic channel cover	A
		650188	24 Hex dogging kit 4'	1- Dogging subassembly 1- #8-32 x 3/8" UFPHMS	
17	1	090085	Hex dogging key 5/32" (package of 10)		
25	1	650234	F-24-R Center case kit	2- #10-16 x 1/2" Hex washer head taptite	
36	1	650324	F-24-R Mounting package 1-3/4" door	2- #10 x 1-1/4" PPHSMS	*
				2- #14 x 1" PPHSMS	*
				2- 1/4 - 20 x 3/4" PPHMS	
				2- 10-24 x 11/2" PPHMS	
				1- Dogging key	
1	1	650302	F-24-R Mounting package 2-1/4" door	2- #10 x 1-1/4" PPHSMS	*
				2- #14 x 1" PPHSMS	*
				2- 1/4 - 20 x 1-1/4" PPHMS	*
				2- #10-24 x 2" PPHMS	*
73	1	650247	24-R Center case cover kit	1- Center case cover	A
		650249	F-24-R Center case cover kit	4- #8-18 x 3/8" UFPHSMS	

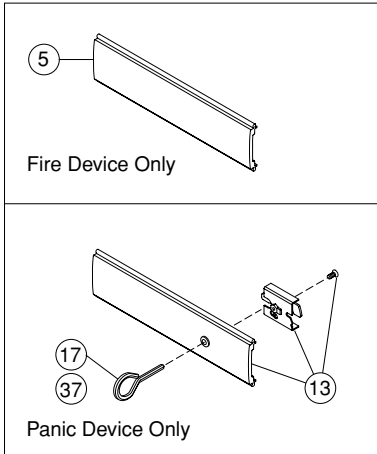
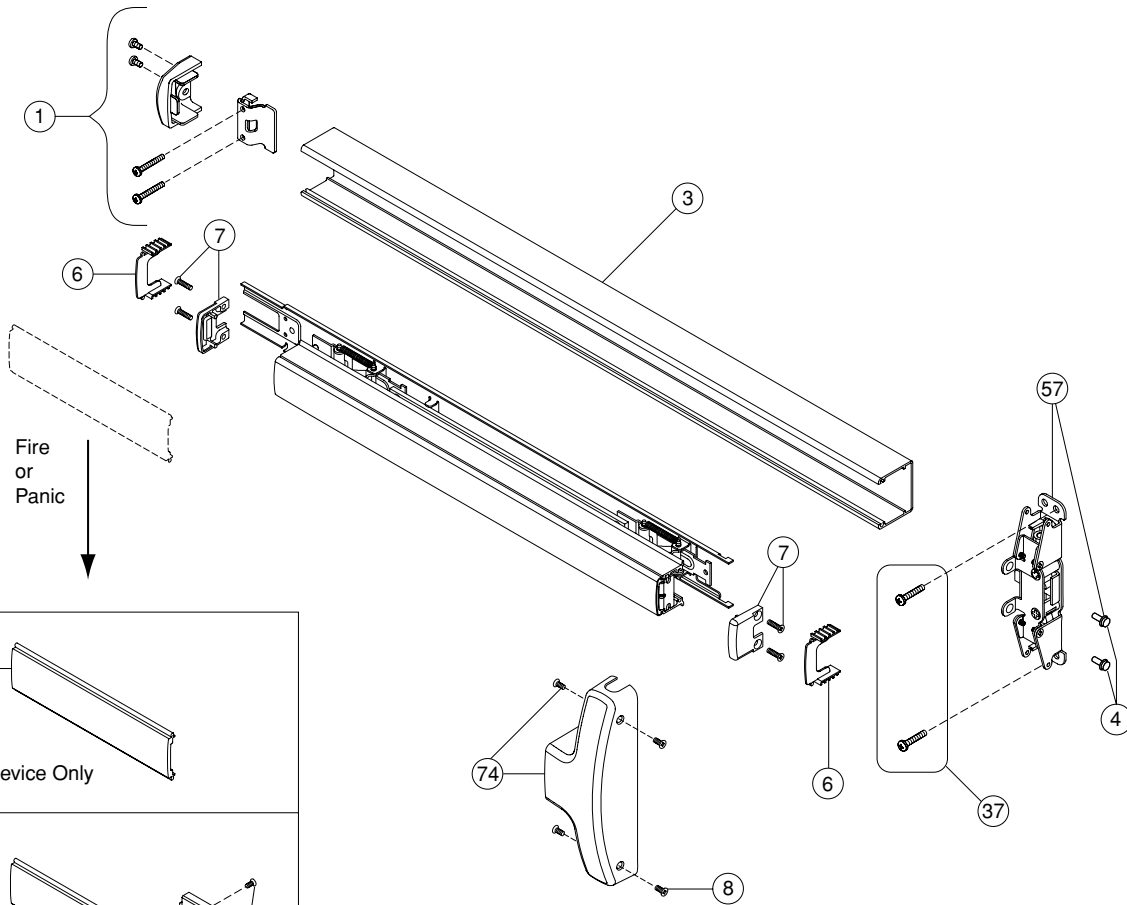
* Item(s) not shown.

A Specify by finish: 605, 606, 612, 625, 626, 628, 629, 630, 710.

EXPLODED VIEW

(F)24-V SURFACE VERTICAL ROD EXIT DEVICE

Panic and Fire



25 SERIES

24 SERIES

19 SERIES

20 SERIES

1690/1790 SERIES

1990/2090 SERIES

ACCESSORIES

EXPLODED VIEW

(F)24-V SURFACE VERTICAL ROD EXIT DEVICE

NO.	QTY.	PART NO.	DESCRIPTION	PACKAGE CONTENTS	NOTES
1	1	650294	24 Channel end cap kit 1-3/4" door	1- Channel end cap	A
				2- #10-24 x 3/8" PPHMS	
				1- Channel end cap bracket	
				2- #10-24 x 1" PPHMS	
1	1	650348	24 Channel end cap kit 2-1/4" door	2- #10 x 1-1/4" PPHSMS	A
				1- Channel end cap	
				2- #10-24 x 3/8" PPHMS	
				1- Channel end cap bracket	
3	1	661408	24 Channel 3'		A
		661409	24 Channel 4'		
4	1	600305	24 Channel screw package	10- #10-16 x 1/2" Hex washer head taptite	
5	1	650121	F-24 Channel cover 3'		A
		650122	F-24 Channel cover 4'		
6	1	600319	24 Pushbar guide package	2- Pushbar guide	
7	1	600310	24 Pushbar end cap kit	2- Pushbar End cap	A
				4- #8-18 x 3/4" FPHSMS	
8	1	600307	Center case cover screw package	4- #8-18 x 3/8" UFPHSMS	A
13	1	650187	24 Hex dogging kit 3'	1- Panic Channel cover	A
		650188	24 Hex dogging kit 4'	1- Dogging subassembly 1- #8-32 x 3/8" UFPHMS	
17	1	090085	24 Panic hex dogging key 5/32" (package of 10)		
37	1	650304	24-V Mounting package 1-3/4" - 2-1/4" door	4- #10 x 1-1/4" PPHSMS	*
				2- #10 x 1-1/4" FPHSMS	*
				2- #14 x 1" PPHSMS	*
				1- 1/8 x 1" Cotter key	*
				1- Dogging key	
		650325	F-24-V Mounting package 1-3/4" door	2- #10-24 x 3/4" PPHMS	*
				4- #10-24 x 3/4" FPHMS	*
				2- 1/4-20 x 3/4" PPHMS	
				1- 1/8 x 1" Cotter key	*
		650201	F-24-V Mounting package 2-1/4" door	2- #10-24 x 1-1/4" PPHMS	*
				4- #10-24 x 1-1/4" FPHMS	*
				2- 1/4-20 x 1-1/4" PPHMS	*
1- 1/8" x 1" Cotter key	*				
57	1	650236	F-24-V Center case kit	1- Center case	A
				2- #10-16 x 1/2" Hex washer head taptite	
74	1	650251	F-24-V Center case cover kit	1- Center case Cover	A
				4- #8-18 x 3/8" UFPHSMS	

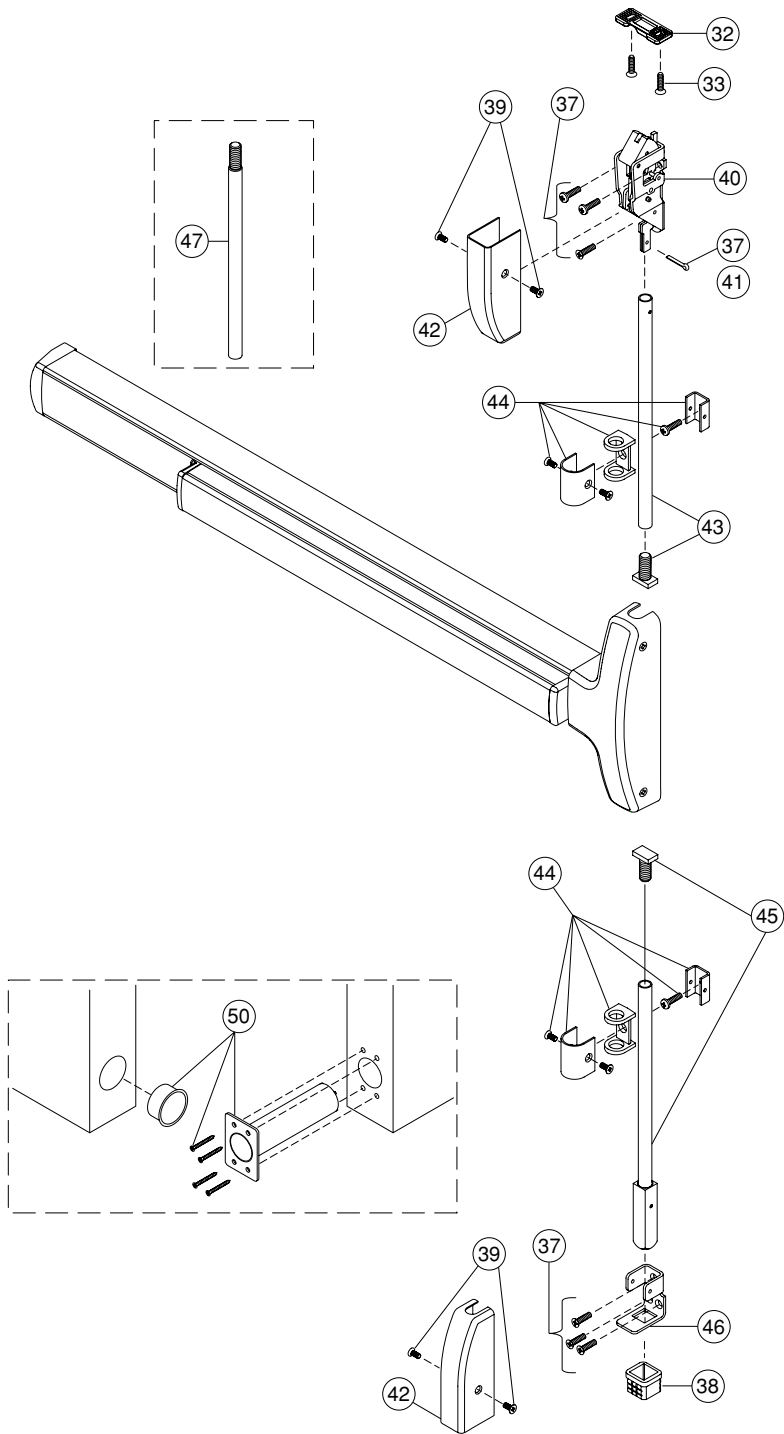
* Item(s) not shown.

A Specify by finish: 605, 606, 612, 625, 626, 628, 629, 630, 710.

EXPLODED VIEW

(F)24-V SURFACE VERTICAL RODS AND LATCHES

Panic and Fire



25 SERIES

24 SERIES

19 SERIES

20 SERIES

1690/1790 SERIES

1990/2090 SERIES

ACCESSORIES

EXPLODED VIEW

(F)24-V SURFACE VERTICAL RODS AND LATCHES

NO.	QTY.	PART NO.	DESCRIPTION	PACKAGE CONTENTS	NOTES
32	1	3788	Vertical rod top strike		A
33	2	660002	#10 x 1-1/4" FPHSMS		
37	1	650304	24-V Mounting package 1-3/4" - 2-1/4" door	2- #10 x 1-1/4" PPHSMS	*
				4- #10 x 1-1/4" FPHSMS	*
				2- #14 x 1" PPHSMS	*
				1- 1/8 x 1" Cotter key	
				1- Dogging key	*
		650325	F-24-V Mounting package 1-3/4" door	2- #10-24 x 3/4" PPHMS	*
				4- #10-24 x 3/4" FPHMS	
				2-1/4-20 x 3/4" PPHMS	*
		650201	F-24-V Mounting package 2-1/4" door	1- 1/8 x 1" Cotter key	
				2- #10-24 x 1-1/4" PPHMS	*
				4- #10-24 x 1-1/4" FPHMS	*
				2-1/4-20 x 1-3/4" PPHMS	*
39	1	650336	24-V Latch case cover screw package	4- #8-32 x 1/4" UFPHMS	
40	1	650389	24-V Top latch case - Panic		
		650375	24-V Top latch case - fire		
41	1	060111	1/8" x 1" Cotter key package of 10		
42	2	650202	24-V Latch case cover		C
43	1	4450	24-V Top rod kit		C
44	2	650311	24-V Rod guide kit		D
45	1	610056	24-V Bottom bolt kit		C
46	1	650387	24-V Bottom guide assembly (screws not included)		
47	1	650006	Vertical extension rod 12"		B
		650007	Vertical extension rod 24"		
		650008	Vertical extension rod 36"		
50	1	5494	F-24-C Auxiliary fire pin kit (Less bottom rod applications only)		

* Item(s) not shown.

A For Flush Transom applications, specify part number 4215-019 angle bracket.

B Specify by finish: 605, 606, 612, 613, 629, 630, 689, 695.

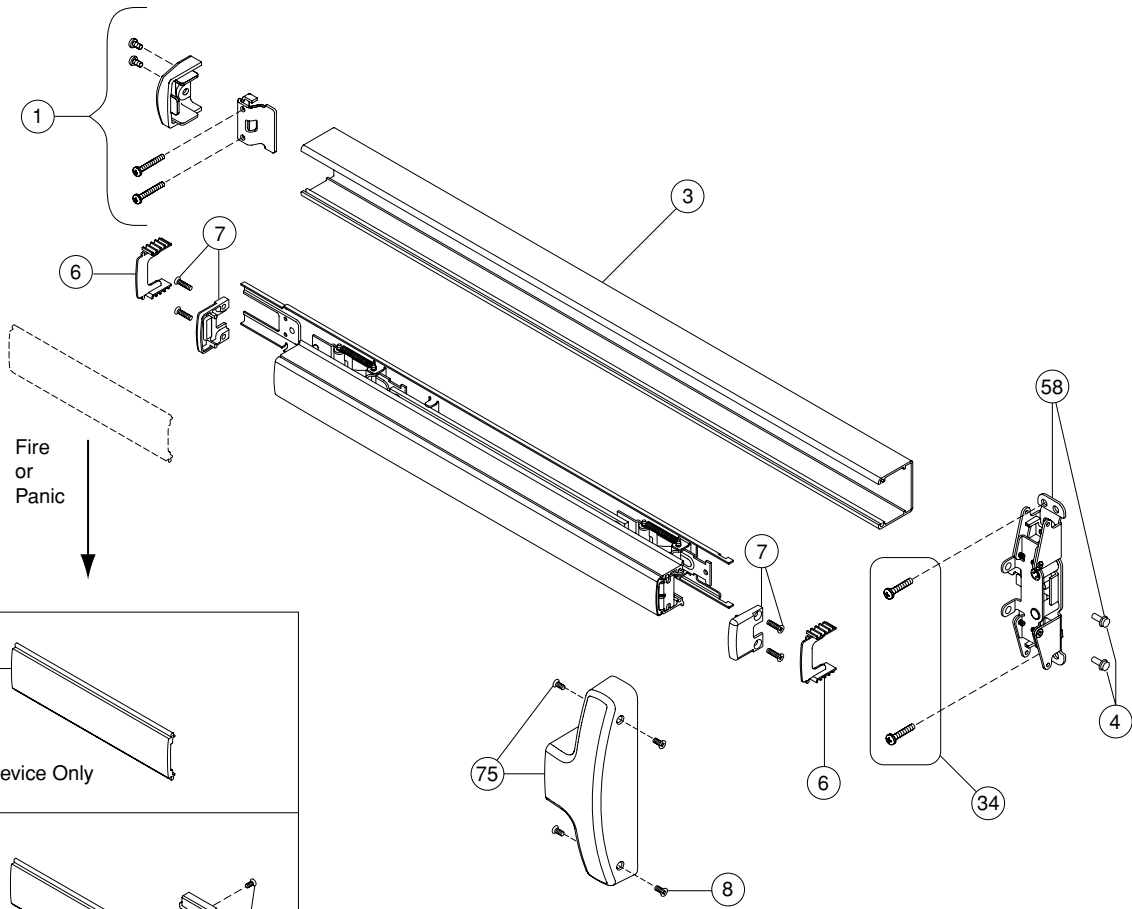
C Specify by finish: 605, 606, 612, 625, 626, 629, 630, 689, 695.

D Specify by finish: 605, 606, 612, 625, 629, 630, 689, 695.

EXPLODED VIEW

(F)24-C CONCEALED VERTICAL ROD EXIT DEVICE

Panic and Fire



<p>5</p> <p>Fire Device Only</p>
<p>17</p> <p>Panic Device Only</p>

25 SERIES

24 SERIES

19 SERIES

20 SERIES

1690/1790 SERIES

1990/2090 SERIES

ACCESSORIES

EXPLODED VIEW

(F)24-C CONCEALED VERTICAL ROD EXIT DEVICE

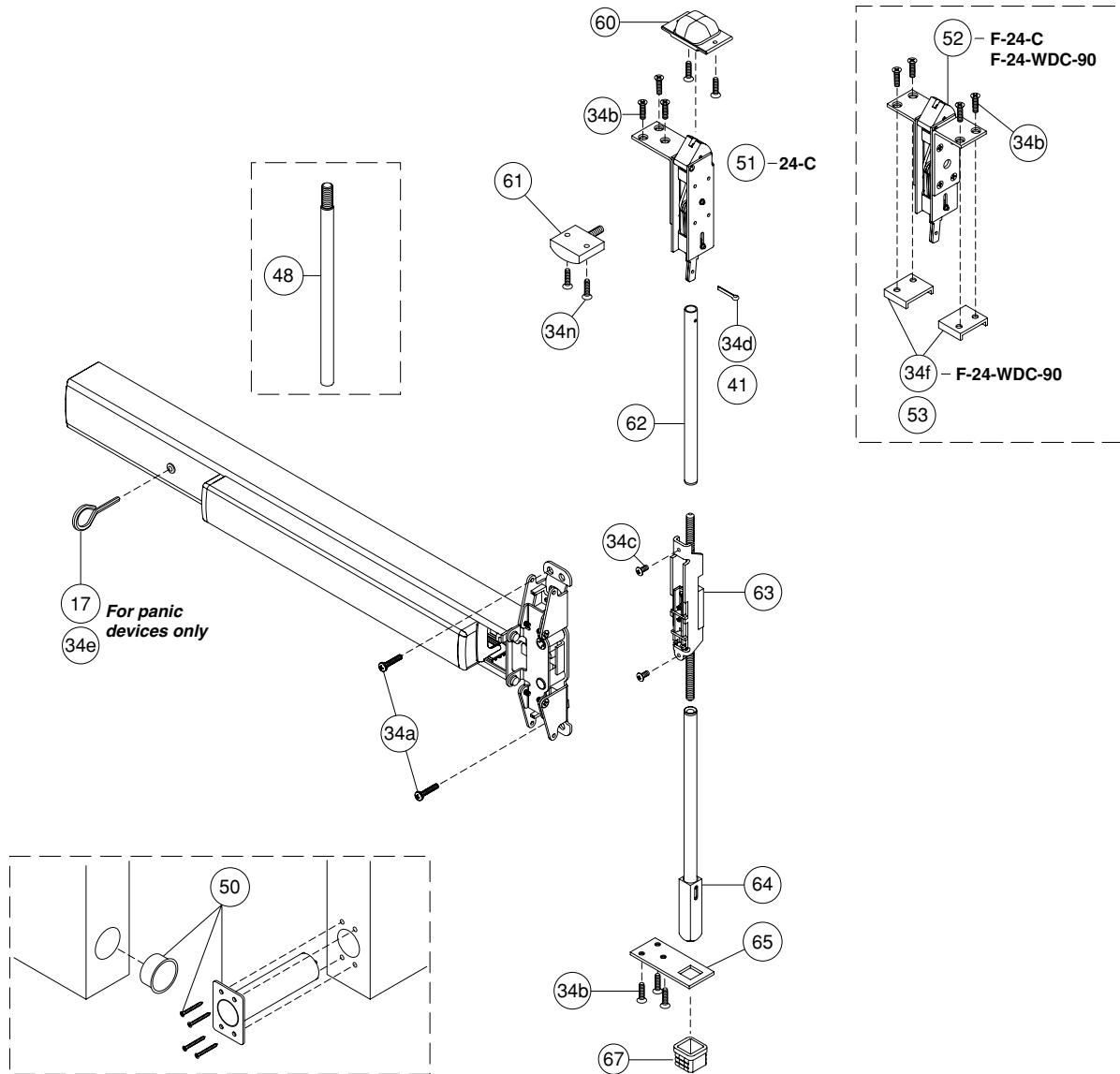
NO.	QTY.	PART NO.	DESCRIPTION	PACKAGE CONTENTS	NOTES
1	1	650294	24 Channel end cap kit 1-3/4" door	1- Channel end cap	A
				2- #10-24 x 3/8" PPHMS	
				1- Channel end cap bracket	
				2- #10-24 x 1" PPHMS	
1	1	650348	24 Channel end cap kit 2-1/4" door	2- #10 x 1-1/4" PPHSMS	A
				1- Channel end cap	
				2- #10-24 x 3/8" PPHMS	
				1- Channel end cap bracket	
3	1	661408	24 Channel 3'	A	
		661409	24 Channel 4'		
4	1	600305	24 Channel screw package	10- #10-16 x 1/2" Hex washer head taptite	
5	1	650121	F-24 Channel cover 3'	A	
		650122	F-24 Channel cover 4'		
6	1	600319	24 Pushbar guide package	2- Pushbar guide	
7	1	600310	24 Pushbar end cap kit	2- Pushbar end cap	A
				4- #8-18 x 3/4" FPHSMS	
8	1	600307	24 Center case cover screw package	4- #8-18 x 3/8" UFPHMS	A
13	1	650187	24 Hex dogging kit 3'	1- Panic Channel cover	A
		650188	24 Hex dogging kit 4'	1- Dogging subassembly 1- #8-32 x 3/8" UFPHMS	
17	1	090085	24 Panic hex dogging key 5/32" package of 10		
34	Included with C, F-24-C, and F-24-C-WDC mounting packages.				
35					
58	1	650238	F-24-C Center case kit RHR	1- Center case	
		090978	F-24-C Center case kit LHR	2- #10-16 x 1/2" Hex washer head taptite	
75	1	650253	F-24-C Center case cover kit	1- Center case	A
				4- #8-18 x 3/8" UFPHMS	

A Specify by finish: 605, 606, 612, 625, 626, 628, 629, 630, 710.

EXPLODED VIEW

(F)24-C AND (F)24-C-WDC-90 CONCEALED VERTICAL RODS AND LATCHES

Metal door: Panic and Fire
 Wood door: 90 minute Fire device



NO.	QTY.	PART NO.	DESCRIPTION	PACKAGE CONTENTS	NOTES	
17	1	090085	24 Panic hex dogging key 5/32" (package of 10)			
34	1	650317	F-24-C Mounting package 1-3/4" door	34a	8- #10-24 x 3/4" PPHMS	
				34b	7- #10-24 x 3/4" FPHMS	
				34c	2- #8-32 x 3/8" UFPHMS	
				34d	1- 1/8 x 1" Cotter key	
				—	2- 1/4-20 x 3/4" PPHMS	*

* Item(s) not shown.

A Specify by finish: 605, 606, 612, 625, 626, 629, 630, 689, 710

25 SERIES

24 SERIES

19 SERIES

20 SERIES

1690/1790 SERIES

1990/2090 SERIES

ACCESSORIES

EXPLODED VIEW

(F)24-C AND (F)24-C-WDC-90 CONCEALED VERTICAL RODS AND LATCHES

NO.	QTY.	PART NO.	DESCRIPTION	PACKAGE CONTENTS	NOTES
34	1	650318	24-C Mounting package 1-3/4" door	34a 8- #10 x 1-1/4" PPHSMS	
				34b 6- #10-24 x 3/4" FPHMS	
				34c 2- #8-32 x 3/8" UFPHMS	
				34d 1- 1/8 x 1" Cotter key	
				34e 1- Dogging key	
				— 2- #14 x 1" PPHSMS	*
		650327	F-24-C-WDC 90 Minute mounting package 1-3/4" door	34a 4- #10 x 1-1/4" PPHSMS	
				34b 3- #10 x 1-1/4" FPHSMS	
				34c 2- #8-32 x 3/8" UFPHMS	
				34d 1- 1/8 x 1" Cotter key	
				34f 2- Latch bracket	
				— 2- 1/4-20 x 3/4" PPHMS	*
		650300	24-C Mounting package 2-1/4" door	34a 8- #10 x 1-1/4" PPHSMS	
				34b 6- #10-24 x 1-1/4" FPHMS	
				34c 2- #8-32 x 3/8" UFPHMS	
				34d 1- 1/8 x 1" Cotter key	
				34e 1- Dogging key	
				— 2- #14 x 1" PPHSMS	*
		650346	F-24-C Mounting package 2-1/4" door	34a 8- #10-24 x 1-1/4" PPHMS	
				34b 7- #10-24 x 1-1/4" FPHMS	
34c 2- #8-32 x 3/8" UFPHMS					
34d 1- 1/8 x 1" Cotter key					
— 2- 1/4-20 x 1-1/4" PPHMS	*				
41	1	060111	1/8 x 1" Cotter key package of 10		
48	1	650017	Concealed vertical extension rod 12"		
		650018	Concealed vertical extension rod 24"		
		650019	Concealed vertical extension rod 36"		
50	1	5494	F-24-C Auxiliary fire pin kit (Less bottom rod application only)		
51	1	603L	24-C, C-WDC Top latch case - LHR		
	1	603R	24-C, C-WDC Top latch case - RHR		
52	1	F603	F-24-C, C-WDC Top latch case		
53	2	4694	F-24-C-WDC Latch bracket		
60	1	4188	Concealed vertical top rod strike		
61	1	650339	F-24-C, F-24-C-WDC Top latch release kit		A
62	1	610061	F-24-C, F-24-C-WDC Top rod kit		
63	1	650351	F-24-C, F-24-C-WDC Center slide assembly		
64	1	610057	F-24-C, F-24-C-WDC Bottom rod kit		
65	1	4567	24-C Bottom bolt guide		
67	1	2130	Vertical rod bottom strike		

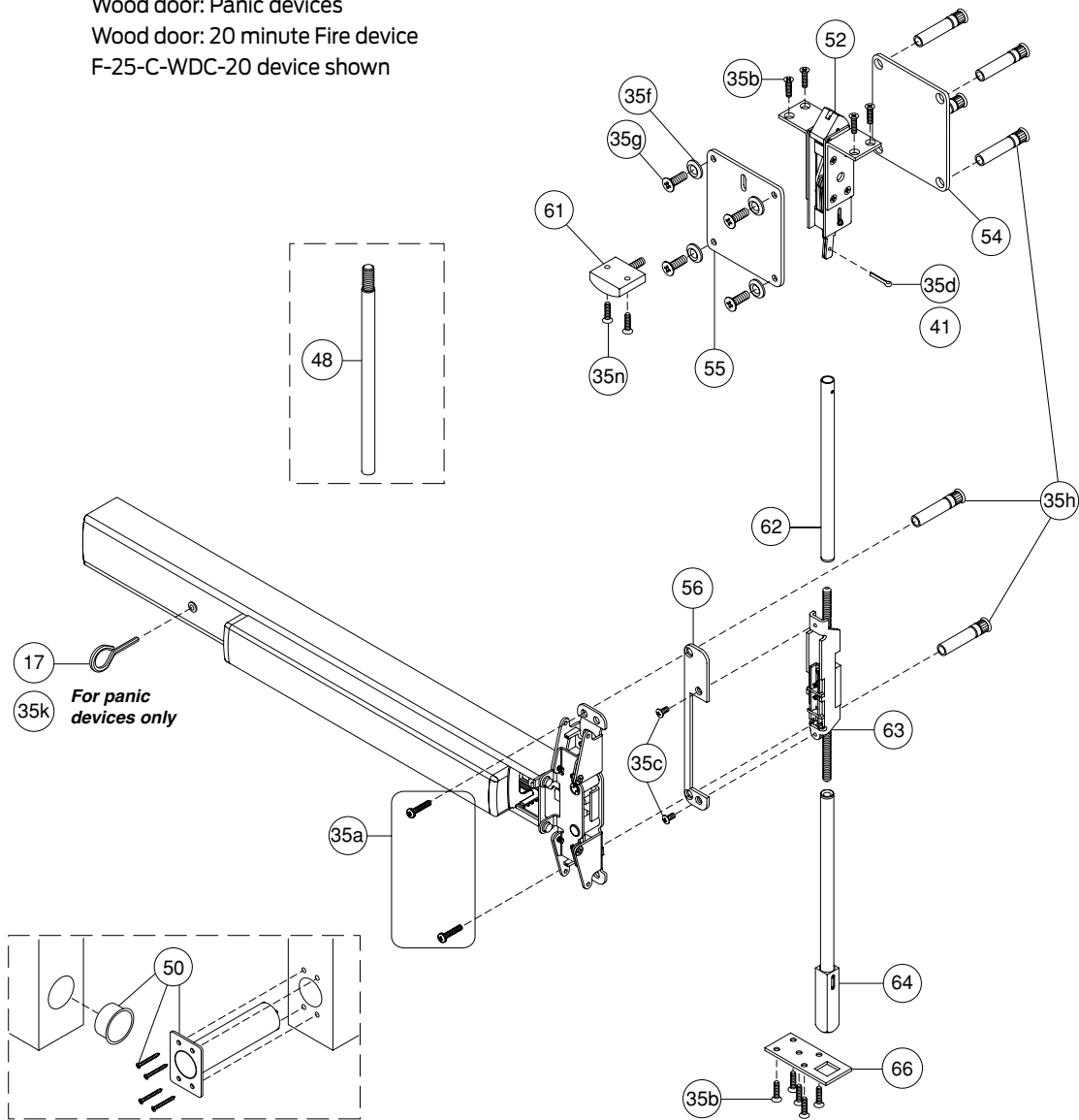
* Item(s) not shown.

A Specify by finish: 605, 606, 612, 625, 626, 629, 630, 689, 710

EXPLODED VIEW

24-C-WDC AND (F)24-C-WDC-20 CONCEALED VERTICAL RODS AND LATCHES

Wood door: Panic devices
 Wood door: 20 minute Fire device
 F-25-C-WDC-20 device shown



NO.	QTY.	PART NO.	DESCRIPTION	PACKAGE CONTENTS	NOTES
17	1	090085	24 Panic hex dogging key 5/32" (package of 10)		
35	1	650326	24-C-WDC Mounting package 1-3/4" door	35a 2- 1/4-20 x 3/4" PPHMS — 4- #10-24 x 1" PPHMS* 35b 11- #10 x 1-1/4" FPHSMS 35c 2- #8-32 x 3/8" UFPHMS — 2- 3/4" CS Plate mounting screw* 35d 1- 1/8 x 1" Cotter key 35f 4- 1/4" CS Finish washer	A

F-24-C-WDC-20 is no longer available for purchase. Parts listed for installed SERVICE ONLY.

* Item(s) not shown.

A Specify by finish: 605, 606, 612, 625, 626, 629, 630, 689, 710

EXPLODED VIEW

24-C-WDC AND (F)24-C-WDC-20 CONCEALED VERTICAL RODS AND LATCHES

NO.	QTY.	PART NO.	DESCRIPTION	PACKAGE CONTENTS	NOTES
35	1	650326	24-C-WDC Mounting package 1-3/4" door	35g 4- 1/4-20 x 3/4" FPHMS	A
				35h 6- 1/4-20 Sex bolt	
				35k 1- Dogging key	
				35n 2- #10-24 x 3/4" FPHMS	
				— 2- #10-24 x 3/4" FPHMS*	
		650327	F-24-C-WDC 20 Minute Mounting package 1-3/4" door	35a 2- 1/4-20 x 3/4" PPHMS	A
				35b 11- #10 x 1-1/4" FPHSMS	
				35c 2- #8-32 x 3/8" UFPHMS	
				35d 1- 1/8 x 1" Cotter key	
				— 2- 3/4" CS Plate mounting screw*	
				35f 4- 1/4" CS Finish washer	
				35g 4- 1/4-20 x 3/4" FPHMS	
				35h 6- 1/4-20 Sex bolt	
				— 4- #10-24 x 1" PPHMS*	
				35n 2- #10-24 x 3/4" FPHMS	
		650298	24-C-WDC Mounting package 2-1/4" door	— 2- #10-24 x 3/4" FPHMS*	A
				35a 2- 1/4-20 x 1-1/4" PPHMS	
				— 4- #10-24 x 1" PPHMS*	
				35b 11- #10 x 1-1/4" FPHSMS	
				35c 2- #8-32 x 3/8" UFPHMS	
				— 2- #8-32 x 3/8" UFPHMS*	
				35d 1- 1/8 x 1" Cotter key	
				— 2- 3/4" CS Plate mounting screw*	
				35f 4- 1/4-20 x 1-1/4" FPHMS	
				35g 4- 1/4" CS Finish washer	
		35h 6- 1/4-20 Sex bolt			
		35n 2- #10-24 x 3/4" FPHMS			
41	1	060111	1/8 x 1" Cotter key package of 10		
48	1	650017	Concealed vertical extension rod 12"		
		650018	Concealed vertical extension rod 24"		
		650019	Concealed vertical extension rod 36"		
49	1	WF603	F-24-C-WDC Top latch case		*
50	1	5494	F-24-C Auxiliary fire pin kit (Less bottom rod application only)		
54	1	4833	Top reinforcement plate		A
55	1	4834	Top reinforcement plate with access hole		A
56	1	47817268	F-24/25-C-WDC Plate		
61	1	650339	F-24-C, F-24-C-WDC Top latch release kit		A
62	1	610061	F-24-C, F-24-C-WDC Top rod subassembly		
63	1	650351	F-24-C, F-24-C-WDC Center slide assembly		
64	1	610057	F-24-C, F-24-C-WDC Bottom rod kit		
66	1	4835	24-C-WDC Bottom bolt guide		

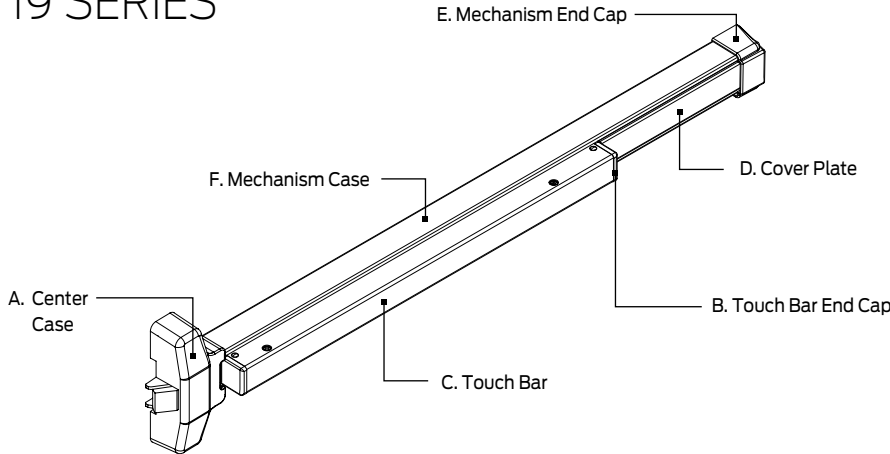
F-24-C-WDC-20 is no longer available for purchase. Parts listed for installed SERVICE ONLY.

* Item(s) not shown.

A Specify by finish: 605, 606, 612, 625, 626, 629, 630, 689, 710

605	606	612	613	619	622	625	626
US3	US4	US10	US10B	US15	US19	US26	US26D
628	629	630	643e	689	695	710	711
US28	US32	US32D	-	SP28	SP313	313	DC35

19 SERIES



STANDARD FINISHES

COLOR	US NUMBER	BHMA NUMBER	A, B, E	C, D, F
Bright Stainless	US32D	630	Black molded	Satin Stainless Steel, 630 (US32D)
Powder-Coated Aluminum	SP28	689	Black molded	Powder Coat, 689 (SP28)
Powder-Coated Dark Bronze	SP313	695	Black molded	Powder Coat, 695 (SP313)

19 SERIES SEX BOLT QUANTITIES

APPLICATION	4122 SEX BOLT (SUPPLIED)	2729 SEX BOLT (SUPPLIED WD ONLY)	2729 SEX BOLT (OPTIONAL)
19-R	3		
F-19-R	3	2	
19-V	3		6
F-19-V	3	6	

TYPE OF DEVICE

R: Rim device V: Surface vertical rod

FUNCTION

DT: Dummy Trim	EO: Exit Only	K: Knob	KBE: Knob Blank Escutcheon
KNL: Knob Night Latch	L: Lever, Dane Standard	LBE: Lever-Blank Escutcheon	LDT: Lever, Dummy Trim
LNL: Lever-Night Latch	NL: Night Latch, Key Retracts	NLOP: Night Latch, Opt. Pull	

RATING

None: Panic Exit Device F-: Fire Exit Device

DEVICE FINISH

689: Powder-Coated Aluminum (SP28)	695: Powder-Coated Dark Bronze (SP313)	630: Bright Stainless Steel (US32D)
------------------------------------	--	-------------------------------------

DEVICE LENGTH (FEET & INCHES)

3': 3' Device for doors from 2'5" up to 3' 4': 4' Device for doors from 3' up to 4'
- Standard Default

DEVICE HANDING

RHR (Right Hand Reverse) LHR (Left Hand Reverse)

605	606	612	613	619	622	625	626
US3	US4	US10	US10B	US15	US19	US26	US26D
628	629	630	643e	689	695	710	711
US28	US32	US32D	-	SP28	SP313	313	DC35

19 SERIES

TRIM/CONTROL OPTIONS

L: Less Trim	920: Trident Trim 🖱️	930: Centron Trim ²	918: Control Trim
911K: Knob Control ¹	912L: Dane Lever Control ¹	914KIL: Key-In-Lever ¹	

🖱️ Must specify handing.

1. Handed and field reversible.

2. 930 series trim is available in 695 and 630 finishes only. 19 Series devices ordered in 689 finish paired with 930 trim are supplied with 630 finish trim.

LEVER STYLES (DANE LEVER STANDARD)

Standard levers:	DAN: Dane	QUA: Quantum	SUT: Sutro
------------------	-----------	--------------	------------

RODS FOR SURFACE VERTICAL DEVICES ONLY

LBR: Less Bottom Rod	LBR-AFL: Less Bottom Rod w/Auxiliary Fire Pin
----------------------	---

DOGGING OPTIONS

LD: Less Dogging	CD: Cylinder Dogging
------------------	----------------------

ACCESSIBLE DEVICE

AX: Accessible device compliant with the California Building Code (Section 11B-309.4) requirement for 5 lb. maximum operational force.

RIM STRIKE SERIES

LS: Less Strike	F570: Standard Rim	F490: Optional Rim	565: Optional Rim
571: Optional Rim	571A: Optional Rim	F570: Standard Rim Fire	F490: Optional Rim Fire

VERTICAL ROD TOP STRIKE SERIES

LTS: Less Top Strike	3788: Standard SV	3788: Standard SV Fire
----------------------	-------------------	------------------------

VERTICAL ROD BOTTOM STRIKE SERIES

LBS: Less Bottom Strike	2130: Standard SV	2130: Standard SV Fire	2155: Optional SV
-------------------------	-------------------	------------------------	-------------------

DOOR MATERIAL

ALD: Aluminum door	CPD: Composite door	HMD: Hollow metal door	WD: Wood door
SCDC: Steel channel door construction			

FRAME MATERIAL

ALF: Aluminum frame	HMF: Hollow metal frame	WDF: Wood door frame
---------------------	-------------------------	----------------------

DOOR THICKNESS

DT1-3/4: 1-3/4" (Standard)	DT2: 2" thickness	DT2-1/4: 2-1/4" thickness (Optional)
----------------------------	-------------------	--------------------------------------

DOOR MODE/APPLICATION

DE: Double egress doors	PR: Pair of doors	SGL: Single door
-------------------------	-------------------	------------------

605	606	612	613	619	622	625	626
US3	US4	US10	US10B	US15	US19	US26	US26D
628	629	630	643e	689	695	710	711
US28	US32	US32D	-	SP28	SP313	313	DC35

19 SERIES

Rim devices

ACN							PRICE BASED ON FINISH			Default trim, included
Fire	Device type	Function	Finish	Device size	Handing	Lever design	689	695	630	
EXIT HARDWARE							3' DEVICE PRICING SHOWN. 4' ADD \$26.00 LIST			
19R	EO	.	[]	.	[]		\$394	\$394	\$694	N/A
19R	DT	.	[]	.	[]	[]	\$448	\$448	\$748	920DT [☞]
19R	NL	.	[]	.	[]	[]	\$487	\$487	\$787	920NL [☞]
19R	EO	.	[]	.	[]		\$440	\$440	\$740	930EO ²
19R	DT	.	[]	.	[]		\$448	\$448	\$748	930DT ²
19R	NL	.	[]	.	[]		\$467	\$467	\$767	930NL
19R	C	.	[]	.	[]		\$458	\$458	\$758	930C
19R	DT	.	[]	.	[]		\$436	\$436	\$736	917DT
19R	DT	.	[]	.	[]		\$546	\$546	\$974	918DT
19R	NL	.	[]	.	[]		\$546	\$546	\$974	918NL
19R	K ¹	.	[]	.	[]		\$546	\$546	\$974	911K
19R	K-BE ¹	.	[]	.	[]		\$546	\$546	\$974	911K-BE
19R	K-NL ¹	.	[]	.	[]	[]	\$546	\$546	\$974	911K-NL
19R	L ¹	.	[]	.	[]	[]	\$606	\$606	\$1,020	912L
19R	L-BE ¹	.	[]	.	[]	[]	\$606	\$606	\$1,020	912L-BE
19R	L-NL ¹	.	[]	.	[]	[]	\$606	\$606	\$1,020	912L-NL
19R	L-DT ¹	.	[]	.	[]	[]	\$606	\$606	\$1,020	912L-DT
19R	KIL-KD ¹	.	[]	.	[]	[]	\$650	\$650	\$950	914KIL-KD W/CYL
19R	KIL-NL-KD ¹	.	[]	.	[]	[]	\$650	\$650	\$950	914KIL-NL-KD W/CYL
19R	KIL-BE ¹	.	[]	.	[]	[]	\$650	\$650	\$950	914KIL-BE
19R	KIL-IC ¹	.	[]	.	[]	[]	\$711	\$711	\$1,011	914KIL-IC W/CYL
FIRE EXIT HARDWARE [☞]							3' DEVICE PRICING SHOWN. 4' ADD \$26.00 LIST			
F . 19R	EO	.	[]	.	[]		\$495	\$495	\$812	N/A
F . 19R	DT	.	[]	.	[]	[]	\$549	\$549	\$866	920DT [☞]
F . 19R	NL	.	[]	.	[]	[]	\$588	\$588	\$905	920NL [☞]
F . 19R	EO	.	[]	.	[]		\$541	\$541	\$858	930EO ²
F . 19R	DT	.	[]	.	[]		\$549	\$549	\$866	930DT ²
F . 19R	NL	.	[]	.	[]		\$568	\$568	\$885	930NL
F . 19R	C	.	[]	.	[]		\$559	\$559	\$876	930C
F . 19R	DT	.	[]	.	[]		\$537	\$537	\$854	917DT
F . 19R	DT	.	[]	.	[]		\$647	\$647	\$1,092	918DT
F . 19R	NL	.	[]	.	[]		\$647	\$647	\$1,092	918NL
F . 19R	K ¹	.	[]	.	[]		\$647	\$647	\$1,092	911K
F . 19R	K-BE ¹	.	[]	.	[]		\$647	\$647	\$1,092	911K-BE
F . 19R	K-NL ¹	.	[]	.	[]	[]	\$647	\$647	\$1,092	911K-NL
F . 19R	L ¹	.	[]	.	[]	[]	\$707	\$707	\$1,138	912L
F . 19R	L-BE ¹	.	[]	.	[]	[]	\$707	\$707	\$1,138	912L-BE
F . 19R	L-NL ¹	.	[]	.	[]	[]	\$707	\$707	\$1,138	912L-NL
F . 19R	L-DT ¹	.	[]	.	[]	[]	\$707	\$707	\$1,138	912L-DT
F . 19R	KIL-KD ¹	.	[]	.	[]	[]	\$751	\$751	\$1,068	914KIL-KD W/CYL
F . 19R	KIL-NL-KD ¹	.	[]	.	[]	[]	\$751	\$751	\$1,068	914KIL-NL-KD W/CYL
F . 19R	KIL-BE ¹	.	[]	.	[]	[]	\$751	\$751	\$1,068	914KIL-BE
F . 19R	KIL-IC ¹	.	[]	.	[]	[]	\$812	\$812	\$1,129	914KIL-IC W/CYL

[☞] Must specify handing.

¹ These devices are handed and field reversible. RHR handing is furnished standard when handing is not specified.

² 930 Series trim is available in 695 (SP313) and 630 (US32D) finish only. 19 Series devices ordered in 689 (SP28) paired with 930 trim are supplied with 630 (US32D) finish trim.

DEFAULT ATTRIBUTES


Pricing includes default options shown below. Additional options and configurations available.


Cylinders	Sex bolts	Strike(s)	Door thickness	Center line
Not included	Included	F570	1-3/4"	40-5/16"

605	606	612	613	619	622	625	626
US3	US4	US10	US10B	US15	US19	US26	US26D
628	629	630	643e	689	695	710	711
US28	US32	US32D	-	SP28	SP313	313	DC35

19 SERIES

Surface vertical rod devices

ACN							PRICE BASED ON FINISH			Default trim, included
Fire	Device type	Function	Finish	Device size	Handing	Lever design	689	695	630	
EXIT HARDWARE							3' DEVICE PRICING SHOWN. 4' ADD \$26.00 LIST			
	19V	EO	[]	[]			\$618	\$618	\$1,147	N/A
	19V	DT	[]	[]	[]	[]	\$672	\$672	\$1,201	920DT ¹
	19V	NL	[]	[]	[]	[]	\$711	\$711	\$1,240	920NL ¹
	19V	EO	[]	[]			\$664	\$664	\$1,193	930EO ²
	19V	DT	[]	[]			\$672	\$672	\$1,201	930DT ²
	19V	NL	[]	[]			\$691	\$691	\$1,220	930NL
	19V	C	[]	[]			\$682	\$682	\$1,211	930C
	19V	DT	[]	[]			\$660	\$660	\$1,189	917DT
	19V	DT	[]	[]			\$770	\$770	\$1,427	918DT
	19V	NL	[]	[]			\$770	\$770	\$1,427	918NL
	19V	K ¹	[]	[]			\$770	\$770	\$1,427	911K
	19V	K-BE ¹	[]	[]			\$770	\$770	\$1,427	911K-BE
	19V	K-NL ¹	[]	[]	[]	[]	\$770	\$770	\$1,427	911K-NL
	19V	L ¹	[]	[]	[]	[]	\$830	\$830	\$1,473	912L
	19V	L-BE ¹	[]	[]	[]	[]	\$830	\$830	\$1,473	912L-BE
	19V	L-NL ¹	[]	[]	[]	[]	\$830	\$830	\$1,473	912L-NL
	19V	L-DT ¹	[]	[]	[]	[]	\$830	\$830	\$1,473	912L-DT
	19V	KIL-KD ¹	[]	[]	[]	[]	\$874	\$874	\$1,403	914KIL-KD W/CYL
	19V	KIL-NL-KD ¹	[]	[]	[]	[]	\$874	\$874	\$1,403	914KIL-NL-KD W/CYL
	19V	KIL-BE ¹	[]	[]	[]	[]	\$874	\$874	\$1,403	914KIL-BE
	19V	KIL-IC ¹	[]	[]	[]	[]	\$935	\$935	\$1,464	914KIL-IC W/CYL
FIRE EXIT HARDWARE 							3' DEVICE PRICING SHOWN. 4' ADD \$26.00 LIST			
F	19V	EO	[]	[]			\$773	\$773	\$1,295	N/A
F	19V	DT	[]	[]	[]	[]	\$827	\$827	\$1,349	920DT ¹
F	19V	NL	[]	[]	[]	[]	\$866	\$866	\$1,388	920NL ¹
F	19V	EO	[]	[]			\$819	\$819	\$1,341	930EO ²
F	19V	DT	[]	[]			\$827	\$827	\$1,349	930DT ²
F	19V	NL	[]	[]			\$846	\$846	\$1,368	930NL
F	19V	C	[]	[]			\$837	\$837	\$1,359	930C
F	19V	DT	[]	[]			\$815	\$815	\$1,337	917DT
F	19V	DT	[]	[]			\$925	\$925	\$1,575	918DT
F	19V	NL	[]	[]			\$925	\$925	\$1,575	918NL
F	19V	K ¹	[]	[]			\$925	\$925	\$1,575	911K
F	19V	K-BE ¹	[]	[]			\$925	\$925	\$1,575	911K-BE
F	19V	K-NL ¹	[]	[]	[]	[]	\$925	\$925	\$1,575	911K-NL
F	19V	L ¹	[]	[]	[]	[]	\$985	\$985	\$1,621	912L
F	19V	L-BE ¹	[]	[]	[]	[]	\$985	\$985	\$1,621	912L-BE
F	19V	L-NL ¹	[]	[]	[]	[]	\$985	\$985	\$1,621	912L-NL
F	19V	L-DT ¹	[]	[]	[]	[]	\$985	\$985	\$1,621	912L-DT
F	19V	KIL-KD ¹	[]	[]	[]	[]	\$1,029	\$1,029	\$1,551	914KIL-KD W/CYL
F	19V	KIL-NL-KD ¹	[]	[]	[]	[]	\$1,029	\$1,029	\$1,551	914KIL-NL-KD W/CYL
F	19V	KIL-BE ¹	[]	[]	[]	[]	\$1,029	\$1,029	\$1,551	914-KIL-BE
F	19V	KIL-IC ¹	[]	[]	[]	[]	\$1,090	\$1,090	\$1,612	914KIL-IC W/CYL

 19-V/F-19-V device is handed and field reversible.

Trims are furnished RHR when handing is not specified.

¹ Must specify handing.

² 930 Series trim is available in 695 (SP313) and 630 (US32D) finish only. 19 Series devices ordered in 689 (SP28) paired with 930 trim are supplied with 630 (US32D) finish trim.

DEFAULT ATTRIBUTES

Pricing includes default options shown below. Additional options and configurations available.

Cylinders	Sex bolts	Strike(s)	Door thickness	Center line
Not included	Included on F-19-V only	3788 & 2130	1-3/4"	40-5/16"

Extension rods: For door heights over 7'0" up to 8'0", 12" extension rods are furnished at no additional charge at the time of device order. For door heights over 8'0" up to 10'0" extension rods are furnished at prices shown in parts section with the device at the time of order. Must specify door height on order line.

605	606	612	613	619	622	625	626
US3	US4	US10	US10B	US15	US19	US26	US26D
628	629	630	643e	689	695	710	711
US28	US32	US32D	-	SP28	SP313	313	DC35

OPTIONS

SEX BOLTS	Quantity	Price adjustment
	2729	
19-V	6	\$102.00

Three 4122 Sex Bolts are supplied standard no charge, one for hinge side mounting and two for center case mounting.
Six 2729 are supplied for additional latch case mounting when device is used with wood, composite or non-reinforced hollow metal doors.

LESS BOTTOM ROD (LBR Fire-Rated Devices must be ordered in pairs, and one Auxiliary Fire Pin (AFL) is furnished per pair.)	Specify (Suffix)	Price adjustment
<ul style="list-style-type: none"> Less bottom rod available with UL Fire Label at no additional charge on F-19-V devices. (F-19-V-LBR requires handing.) For Panic devices, deduct -\$74.00 list 	LBR	\$0.00

CYLINDER DOGGING - Not for use with fire exit hardware	Specify (Prefix)	Price adjustment
Cylinder dogging available on all 19 Series panic devices.	CD	\$90.00
Less dogging available on all 19 Series panic devices.	LD	\$0.00

ACCESSIBLE DEVICE	Specify (Suffix)	Price adjustment
<ul style="list-style-type: none"> Accessible device compliant with the California Building Code (Section 11B-309.4) requirement for 5 lb. maximum operational force. Available on 3' and 4' AX-19-R, AX-F-19-R, AX-19-V, AX-F-19-V, AX-19-V-LBR, AX-F-19-V-LBR/LBR-AFL. Trim functions available EO, DT, NL, L, L-BE, L-NL, L-DT, C, KIL, KIL-BE, KIL-NL, and KIL-IC. 	AX	\$35.00

605	606	612	613	619	622	625	626
US3	US4	US10	US10B	US15	US19	US26	US26D
628	629	630	643e	689	695	710	711
US28	US32	US32D	-	SP28	SP313	313	DC35

TRIM

- Cylinders are not included in the price.
- 920 Series trim are handed and not field reversible, specify RHR or LHR.
- 911, 912, and 914 Series trim are handed and field reversible. Trims are furnished RHR when handing is not specified.
- 930 Series trim are available in 630 (US32D) and 695 (SP313) finishes only.

TRIDENT TRIM					
Description	Specify			630	689, 695
	Model number	Device type	Finish		
Dummy Trim	920DT	.[R or V]	.[Finish]	-	\$54.00
Night Latch	920NL	.[R or V]	.[Finish]	-	\$93.00

CENTRON TRIM					
Description	Specify			630, 695	689
	Model number	Device type	Finish		
Dummy Trim	917DT	.[R or V]	.[Finish]	\$42.00	\$42.00
Exit Only	930EO	.[R or V]	.[Finish]	\$46.00	-
Dummy Trim	930DT	.[R or V]	.[Finish]	\$54.00	-
Night Latch	930NL	.[R or V]	.[Finish]	\$73.00	-
Night Latch Less Pull	930C	.[R or V]	.[Finish]	\$64.00	-

CONTROL TRIM					
Description	Specify			619	689, 695
	Model number	Device type	Finish		
Dummy Trim	918DT	.[R or V]	.[Finish]	\$280.00	\$152.00
Night Latch	918NL	.[R or V]	.[Finish]	\$280.00	\$152.00
Knob, Key Locks or Unlocks	911K	.[R or V]	.[Finish]	\$280.00	\$152.00
Knob, Blank Escutcheon	911K-BE	.[R or V]	.[Finish]	\$280.00	\$152.00
Knob, Night Latch	911K-NL	.[R or V]	.[Finish]	\$280.00	\$152.00

LEVER TRIM					
Description	Specify			619	689, 695
	Model number	Device type	Finish		
Dane Lever, Key Locks or Unlocks	912L	.[R or V]	.[Finish]	\$326.00	\$212.00
Dane Lever, Blank Escutcheon	912L-BE	.[R or V]	.[Finish]	\$326.00	\$212.00
Dane Lever, Night Latch	912L-NL	.[R or V]	.[Finish]	\$326.00	\$212.00
Dane Lever, Dummy Trim	912L-DT	.[R or V]	.[Finish]	\$326.00	\$212.00

Note: Optional lever designs Quantum and Sutro are available at no additional charge.

KEY-IN-LEVER TRIMS				
Description	Specify			630, 695
	Model number	Device type	Finish	
Dane Key-in-lever, with Keyed Different Cylinder	914KIL-KD	.[R or V]	.[Finish]	\$256.00
Dane Key-in-lever, Blank Escutcheon	914KIL-BE	.[R or V]	.[Finish]	\$256.00
Dane Key-in-lever, Night Latch with Cylinder	914KIL-NL-KD	.[R or V]	.[Finish]	\$256.00
Dane Key-in-lever with IC Core Cylinder	914KIL-IC	.[R or V]	.[Finish]	\$317.00

1. 914 KIL-KD, KIL-NL-KD come standard with a C keyway and 914 KIL-IC come standard with a A keyway.
2. Consult factory if other keyways are desired to order separately.

605	606	612	613	619	622	625	626
US3	US4	US10	US10B	US15	US19	US26	US26D
628	629	630	643e	689	695	710	711
US28	US32	US32D	-	SP28	SP313	313	DC35

STRIKES

RIM STRIKES							
Description	Specify		Non-finished	622	626	630	689
	Model number	Finish					
19-R Panic and Fire devices - Std.	F570	.[Finish]	-	\$72.00	-	-	-
19-R Panic and Fire devices - Opt.	F490	.[Finish]	\$72.00	-	-	-	-
19-R Panic devices - Opt. ¹	565	.[Finish]	-	-	\$72.00	-	\$72.00
19-R Inactive leaf 2-7/8" backset - Opt.	571	.[Finish]	\$72.00	-	-	\$72.00	-
19-R Inactive leaf 2-3/8" backset - Opt.	571A	.[Finish]	\$72.00	-	-	\$72.00	-

VERTICAL ROD TOP STRIKES				
Description	Specify		Non-finished	622, 630, 695
	Model number	Finish		
19/24/25-V Panic and Fire devices ¹	3788	-	\$74.00	-

1. For Flush Transom applications, Specify p/n 4215-019 Angle bracket, add \$76.00 List.

VERTICAL ROD BOTTOM STRIKES		
Refer to device catalogs for specific door application strike requirements.		
Description	Specify	Non-finished
19-V/24/25-V, C Panic or Fire - Std.	2130	\$74.00
19-V/24/25-V, C Panic	4155	\$74.00

ACCESSORIES

COVER PLATES & FILLER PLATES					
Description	Specify		Non-finished	630	695
	Model number	Finish			
19 TP or DT Controls used on 86 or 161 door preps	4167	.[Finish]	-	\$72.00	\$45.00
19 EO used on 86 door preps	4168	.[Finish]	-	\$72.00	\$45.00
19 K or L Controls used on 86 or 161 door preps	4170	.[Finish]	-	\$72.00	\$45.00
19 Device (push side) used on 86 door preps	4174	.[Finish]	-	\$72.00	\$45.00
Strike cover - ASA 4-7/8"	3722	.[Finish]	\$19.00	-	-
Mortise front - 8" x 1-1/4"	3723	.[Finish]	\$19.00	-	-
Lock front - 2-1/4" x 1-1/8"	3721	.[Finish]	\$19.00	-	-

CYLINDERS						
Description	Specify		Open		Restricted	
	Part number	Finish	626	605, 606, 613, 612, 629, 630	626	605, 606, 613, 612, 629, 630
1-1/8" Mortise cylinder with straight cam (#24)	985	.[Finish]	\$89.00	\$95.00	\$105.00	\$111.00
1-1/4" Mortise cylinder with straight cam (#24)	986	.[Finish]	\$89.00	\$95.00	\$105.00	\$111.00
Rim cylinder	951	.[Finish]	\$89.00	\$95.00	\$105.00	\$111.00

Interchangeable core cylinder housing uses #5 cam.
 Custom keying not available. Falcon G is default keyway.
 Cylinder type determined by trim function.

605	606	612	613	619	622	625	626
US3	US4	US10	US10B	US15	US19	US26	US26D
628	629	630	643e	689	695	710	711
US28	US32	US32D	-	SP28	SP313	313	DC35

ACCESSORIES

EXTENSION RODS			
Description	Specify		All finishes
	Part number	Finish	
24/25/19-V Extension rod 12" (ER12-V)	650006	.[Finish]	\$31.00
24/25/19-V Extension rod 24" (ER24-V)	650007	.[Finish]	\$52.00
24/25/19-V Extension rod 36" (ER36-V)	650008	.[Finish]	\$85.00

Surface vertical and concealed vertical rod devices for door heights over 7'0" up to 8'0", 12" extension rods are furnished at no additional charge at the time of device order. Must specify door height on order line.

For door heights over 8'0" up to 10'0", extension rods are furnished at prices shown above with the device at the time of order. Must specify door height on order line. Replacement extension rods can be ordered individually by the part numbers listed above.

DUMMY TOUCH BARS			
3' Device pricing shown. 4' add \$26.00 list.			
Description	Specify		689, 695
	Model number	Finish	
19 Series device dummy touch bar, 3'	190DT	.[Finish]	\$234.00

KITS

CYLINDER DOGGING KITS				
Description	Specify			689, 695
	Model number	Part number	Finish	
19 Series - 3' device	19CDK-3	650060	.[Finish]	\$90.00
19 Series - 4' device	19CDK-4	650063	.[Finish]	\$90.00

Cylinder sold separately.

When a device is ordered "with CD with Cylinder", a 1-1/4" mortise cylinder (986 Falcon G x straight cam KD) is supplied for CD.

CD Kits can also pair with a 1-1/8" mortise cylinder (985 Falcon G x straight cam KD). Must be ordered separately.

SHIM KITS				
19 Series shim kits for use on door thickness devices less trim. For devices with trim, consult factory.				
Description	Specify			622
	Model number	Part number	Finish	
19 Rim shim kit - 1/4"	SK19-R	650022	.[Finish]	\$94.00
19 Surface vertical shim kit - 1/4"	SK19-V	650023	.[Finish]	\$94.00

Note: All shim kits for use on door thicknesses up to 2". Consult factory for door thickness over 2"

605	606	612	613	619	622	625	626
US3	US4	US10	US10B	US15	US19	US26	US26D
628	629	630	643e	689	695	710	711
US28	US32	US32D	-	SP28	SP313	313	DC35

PARTS

CENTER CASE						
Description	Specify		Non-finished	622	630, 689	695
	Part number	Finish				
19-R Center case	650307	.[Finish]	\$115.00	-	-	-
F-19-R Center case	650374	.[Finish]	\$143.00	-	-	-
19-V Center case LHR	650308	.[Finish]	\$101.00	-	-	-
19-V Center case RHR	650309	.[Finish]	\$101.00	-	-	-
19-R Center case cover kit (w/screws)	650384	.[Finish]	-	\$49.00	-	-
19-V Center case cover kit (w/screws)	650385	.[Finish]	-	\$49.00	-	-
19-R Center case cover mtg pkg	650338	.[Finish]	\$16.00	-	-	-
19-V Center case cover mtg pkg	650334	.[Finish]	\$16.00	-	-	-
19-V Center case retractor cam	650393	.[Finish]	\$48.00	-	-	-
19-V Drawbar	650390	.[Finish]	\$17.00	-	-	-
19-V Center case drawbar lever	650391	.[Finish]	\$33.00	-	-	-
19-V Center case slidebar lever	650392	.[Finish]	\$21.00	-	-	-

COVER PLATE / CONVERSION KITS					
Description	Specify		Non-finished	630	689, 695
	Part number	Finish			
19 Panic hex dogging kit 4' door	650297	.[Finish]	-	\$168.00	\$114.00
19 Panic hex dogging kit 3' door	650303	.[Finish]	-	\$135.00	\$81.00
19 Panic hex dogging key 5/32" (pkg of 10)	090085	.[Finish]	\$106.00	-	-
19 Panic dogging pin (pkg of 10)	060110	.[Finish]	\$16.00	-	-

COVER PLATE (FIRE RATED)				
Description	Specify		630, 689	695
	Part number	Finish		
F-19 Channel cover plate 3' door	650360	.[Finish]	\$52.00	\$58.00
F-19 Channel cover plate 4' door	650361	.[Finish]	\$58.00	\$63.00

MECHANISM CASE					
Description	Specify		Non-finished	630	689, 695
	Part number	Finish			
19 Channel 3' door	4107	.[Finish]	-	\$452.00	\$173.00
19 Channel 4' door	4108	.[Finish]	-	\$499.00	\$201.00
19 Channel end cap kit (w/screws)	650343	.[Finish]	\$35.00	-	-
19 End cap mounting bracket w/SNB	650320	.[Finish]	-	-	\$17.00

MOUNTING PACKAGES				
Description	Specify		Non-finished	689, 695
	Part number	Finish		
19-R Mounting pkg	650328	.[Finish]	-	\$40.00
F-19-R Mounting pkg	650329	.[Finish]	-	\$40.00
19-V Mounting pkg	650330	.[Finish]	-	\$57.00
F-19-V Mounting pkg	650331	.[Finish]	-	\$57.00
Strike ASA filler plate	3722	.[Finish]	\$19.00	-
8-32 5/16" UFPHMS STL BO NYL	660136	.[Finish]	\$16.00	-

25 SERIES

24 SERIES

19 SERIES

20 SERIES

1690/1790 SERIES

1990/2090 SERIES

ACCESSORIES

PARTS

605	606	612	613	619	622	625	626
US3	US4	US10	US10B	US15	US19	US26	US26D
628	629	630	643e	689	695	710	711
US28	US32	US32D	-	SP28	SP313	313	DC35

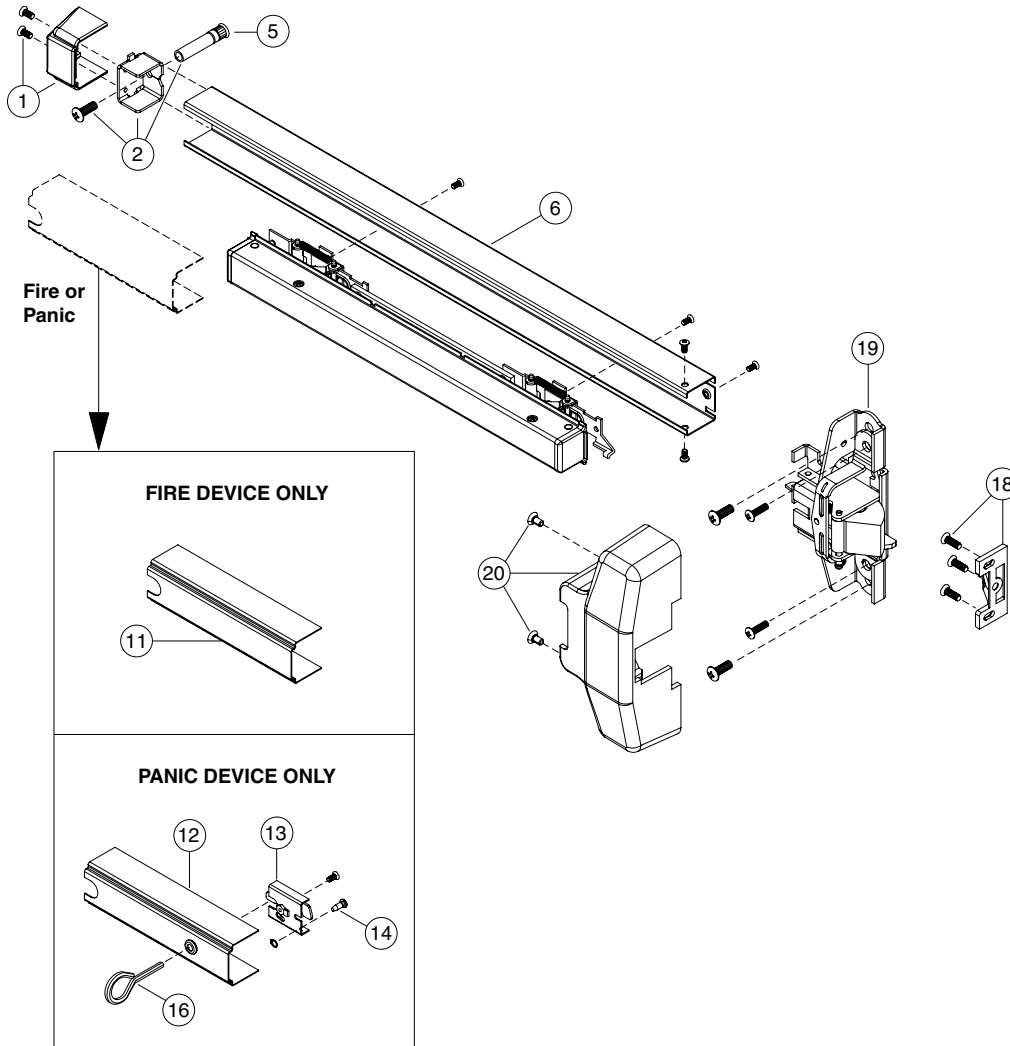
VERTICAL LATCHES						
Description	Specify		Non-finished	622	630	689, 695
	Part number	Finish				
19-V Top latch case (Latch cover sold separately)	650389	.[Finish]	\$168.00	-	-	-
19-V Latch case cover kit (with screws)	650388	.[Finish]	-	\$49.00	-	-
19-V Latch cover mounting package	650337	.[Finish]	\$16.00	-	-	-
F-19-V Auxiliary fire pin kit (LBR application only)	5494	.[Finish]	\$214.00	-	-	-
Bottom bolt assembly	610045	.[Finish]	\$57.00	-	-	-
Bottom bolt guide (latch cover sold separately)	650387	.[Finish]	\$17.00	-	-	-
V-F Top Latch assembly service package	650375	.[Finish]	\$172.00	-	-	-

VERTICAL RODS						
Description	Specify		Non-finished	622	630	689, 695
	Part number	Finish				
Rod guide kit (with screws)	650386	.[Finish]	-	\$18.00	-	-
19 Top rod	4286	.[Finish]	-	-	\$114.00	\$98.00
19 Bottom rod	4288	.[Finish]	-	-	\$114.00	\$98.00
#10 x 1-1/4" FPHSMS Clear zinc	660002	.[Finish]	\$16.00	-	-	-

DEVICE & TRIM PARTS						
Description	Specify		Non-finished	630	689	695
	Part number	Finish				
Cylinder locknut package	050526	.[Finish]	\$21.00	-	-	-
700/900 Locking plate	650314	.[Finish]	\$27.00	-	-	-
700/900 Locking spring	661567	.[Finish]	\$16.00	-	-	-
900 Series Hex stud	4270	.[Finish]	\$16.00	-	-	-
920/930 Cylinder anchor	600315	.[Finish]	\$27.00	-	-	-
914 Tailpiece guide package	600161	.[Finish]	\$16.00	-	-	-
911/912 Tailpiece guide package	600346	.[Finish]	\$16.00	-	-	-
700/900 Lever actuator spring	661565	.[Finish]	\$16.00	-	-	-
Control hex stud	4349	.[Finish]	\$16.00	-	-	-
Tailpiece package 1-3/4" - Service	650371	.[Finish]	\$16.00	-	-	-
700/900 NL Spring package	600339	.[Finish]	\$17.00	-	-	-
700/900 Output cam package - R/V	060138	.[Finish]	\$59.00	-	-	-
Shear pin, package of 5	600283	.[Finish]	\$17.00	-	-	-
918NL Cylinder mounting package	600166	.[Finish]	\$18.00	-	-	-
912 Dane lever	610125	.[Finish]	-	\$123.00	\$123.00	\$123.00
912 Sutro lever	650356	.[Finish]	-	\$163.00	\$163.00	\$163.00
912 Quantum lever	650358	.[Finish]	-	\$128.00	\$128.00	\$128.00

EXPLODED VIEW

19-R AND (F)19-R RIM EXIT DEVICE Panic and Fire



NO.	QTY.	PART NO.	DESCRIPTION	NOTES
1	1	650343	19 Channel end cap kit (with screws)	
2	1	650320	19 End cap mounting bracket with SNB	
5	1	4122	Sex bolt, package of 1, includes machine screw, 1/2 - 20 x 3/4" PPHMS	A
6	1	4107	19 Channel 3' door	A
	1	4108	19 Channel 4' door	A
11	1	650360	F-19 Channel cover plate 3'	A
	1	650361	F-19 Channel cover plate 4'	
12	1	650297	19 Panic hex dogging channel cover, 4'	A
	1	650303	19 Panic hex dogging channel cover 3'	A
13	1	47589559	19 Panic dogging housing	
14	1	060110	19 Panic dogging pin (package of 10)	
16	1	090085	19 Panic hex dogging key 5/32" (package of 10)	
18	1	F570	F570 Strike (US19)	
19	1	650307	19-R Center case assembly	
		650374	F-19-R Center case assembly	
20	1	650384	19-R Center case cover kit (with screws)	
	1	650328	19-R Mounting package	*
	1	650329	F-19-R Mounting package	*

* Item(s) not shown.

A Specify by finish: 630, 689, or 695.

25 SERIES

24 SERIES

19 SERIES

20 SERIES

1690/1790 SERIES

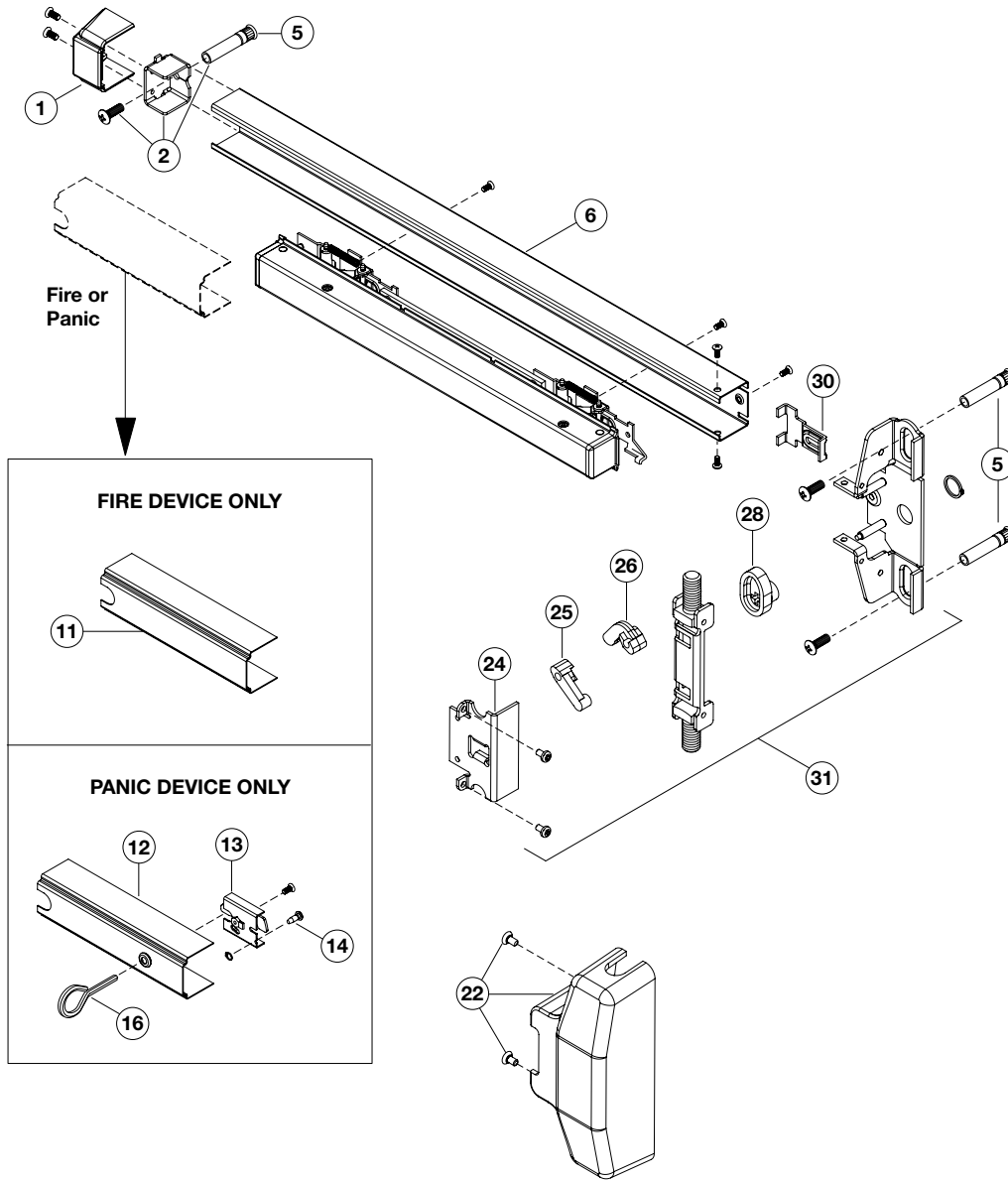
1990/2090 SERIES

ACCESSORIES

EXPLODED VIEW

19-V AND (F)19-V SURFACE VERTICAL ROD EXIT DEVICE

Panic and Fire



LOCKS

EXIT DEVICES

DOOR CLOSERS

ELECTRONICS

MERCHANDISING AIDS

FORMS

EXPLODED VIEW

19-V AND (F)19-V SURFACE VERTICAL ROD EXIT DEVICE

NO.	QTY.	PART NO.	DESCRIPTION	NOTES
1	1	650343	19 Channel end cap kit (with screws)	
2	1	650320	19 End cap mounting bracket with SNB	
5	1	4122	Sex bolt, package of 1, includes machine screw (1/2 - 20 x 3/4" PPHMS)	A
6	1	4107	19 Channel 3' door	A
	1	4108	19 Channel 4' door	A
11	1	650360	F-19 Channel cover plate 3'	A
	1	650361	F-19 Channel cover plate 4'	A
12	1	650297	19 Panic hex dogging channel cover 4'	A
	1	650303	19 Panic hex dogging channel cover 3'	A
13	1	47589559	19 Panic dogging housing	
14	1	060110	19 Panic dogging pin (package of 10)	
16	1	090085	19 Panic hex dogging key 5/32" (package of 10)	
22	1	650385	19-V Center case cover kit (with screws)	
25	1	650392	19-V Center case sidebar lever	
26	1	650391	19-V Center case drawbar lever	
28	1	650393	19-V Center case retractor cam	
30	1	650390	19-V Drawbar	
31	1	650308	19-V Center case LHR	
	1	650309	19-V Center case RHR	
*	1	650330	19-V Mounting package	
*	1	650331	F-19-V Mounting package	

* Item(s) not shown.

A Specify by finish: 630, 689, or 695.

25 SERIES

24 SERIES

19 SERIES

20 SERIES

1690/1790 SERIES

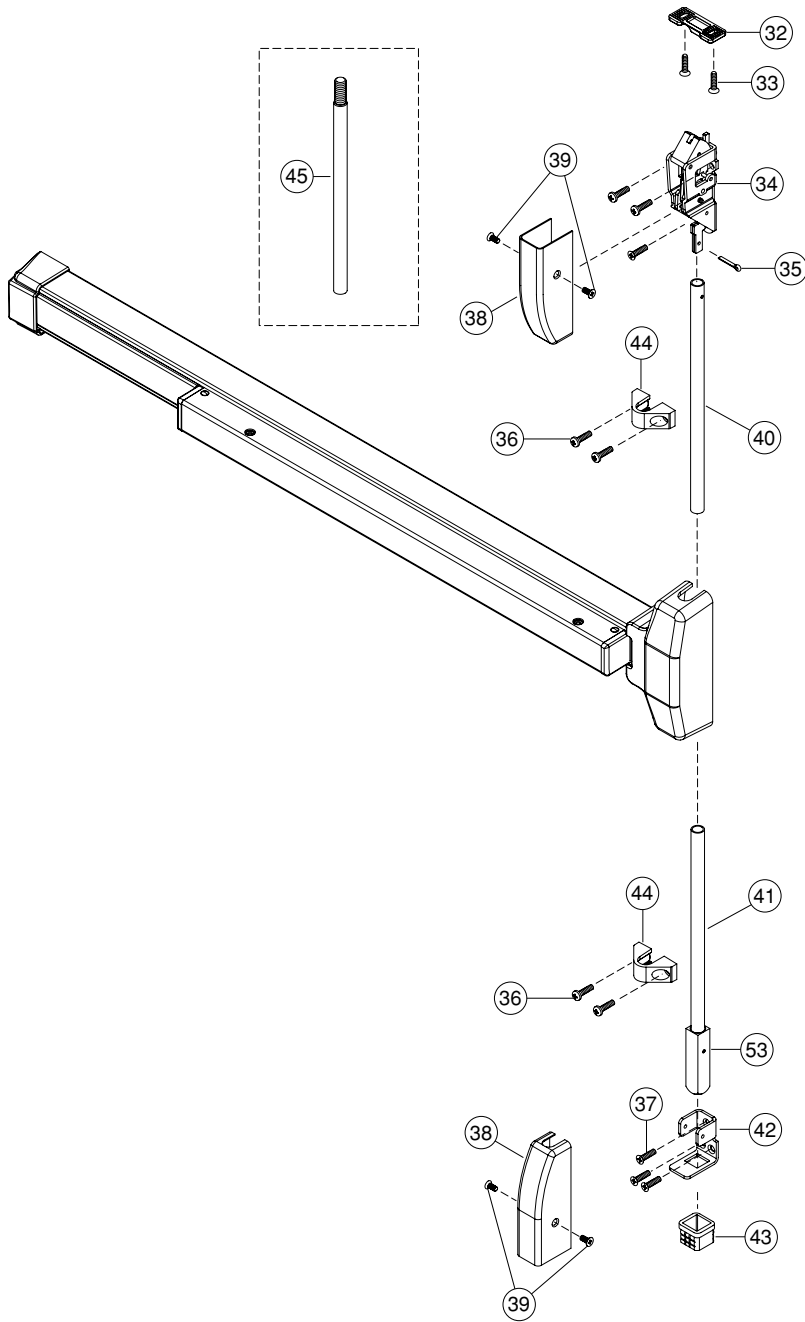
1990/2090 SERIES

ACCESSORIES

EXPLODED VIEW

19-V AND (F)19-V SURFACE VERTICAL RODS AND LATCH CASES

Panic and Fire



LOCKS

EXIT DEVICES

DOOR CLOSERS

ELECTRONICS

MERCHANDISING AIDS

FORMS

EXPLODED VIEW

19-V AND (F)19-V SURFACE VERTICAL RODS AND LATCH CASES

NO.	QTY.	PART NO.	DESCRIPTION	NOTES
32	1	3788	Vertical rod top strike	A
33	2	660002	#10 x 1-1/4" FPHSMS	
34	1	650389	19-V Top latch case	
35	1	060111	1/8" x 1" Cotter keys, package of 10	
36	1	060114	Rod guide screws, package of 10	
37	1	060113	Latch screws, package of 10	
38	2	650388	19-V Latch case cover kit (with screws)	B
39	1	650337	19-V Latch case cover mounting, package of 4	
40	1	4286	19 Top rod	
41	1	4288	19 Bottom rod	
42	1	650387	Bottom bolt guide (screws not included)	
43	1	2130	Vertical rod bottom strike	
44	2	650386	Rod guide kit (with screws)	
45	1	650006	19/24/25-V Extension rod 12"	B
45	1	650007	19/24/25-V Extension rod 24"	B
45	1	650008	19/24/25-V Extension rod 36"	B
53	1	610045	F-19-V Bottom bolt assembly	

A For Flush Transom applications, specify part number 4215-019 angle bracket.

B Specify by finish: 630, 689, or 695.

25 SERIES

24 SERIES

19 SERIES

20 SERIES

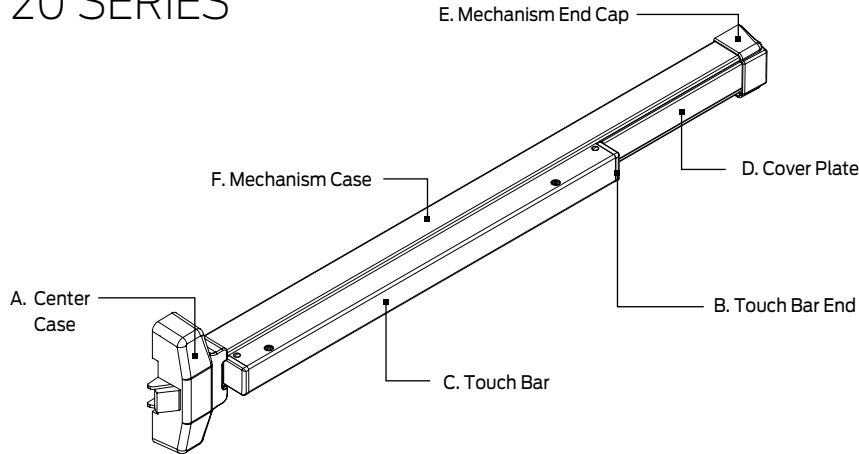
1690/1790 SERIES

1990/2090 SERIES

ACCESSORIES

20 SERIES

605	606	612	613	619	622	625	626
US3	US4	US10	US10B	US15	US19	US26	US26D
628	629	630	643e	689	695	710	711
US28	US32	US32D	-	SP28	SP313	313	DC35



STANDARD FINISHES		
COLOR	US NUMBER	BHMA NUMBER
Bright Stainless	US32D	630
Powder-Coated Aluminum	SP28	689

TYPE OF DEVICE	
R: Rim device	V: Surface vertical rod

FUNCTION
EO: Exit Only

RATING
None: Panic Exit Device F-: Fire Exit Device

DEVICE FINISH
689: Powder-Coated Aluminum (SP28) 630: Bright Stainless Steel (US32D)

TRIM/CONTROL OPTIONS
212: Lever Trim 214: Key-In-Lever 218: Handle Pull Plate 240: Raised Lip Pull Plate

LOCKS

EXIT DEVICES

DOOR CLOSERS

ELECTRONICS

MERCHANDISING AIDS

FORMS

605	606	612	613	619	622	625	626
US3	US4	US10	US10B	US15	US19	US26	US26D
628	629	630	643e	689	695	710	711
US28	US32	US32D	-	SP28	SP313	313	DC35

20 SERIES

Rim devices

ACN							PRICE BASED ON FINISH		
Fire	Device type	Function	Finish	Device size	Handing	Lever design	630	689	Default trim, included
EXIT HARDWARE							3' AND 4' DEVICE PRICING SHOWN.		
	20R	EO	[]	3ft			\$607	\$344	N/A
	20R	EO	[]	4ft			\$632	\$369	N/A
FIRE EXIT HARDWARE 🔥							3' PRICING SHOWN.		
F	20R	EO	[]	3ft			\$708	\$428	N/A

- ¹ Rim devices and trim are non-handed
- ² 3-1/2" minimum stile width
- ³ Hex key dogging standard on all panic devices
- ⁴ Offers 8 different trim functions including 161 key in lever

DEFAULT ATTRIBUTES

Pricing includes default options shown below. Additional options and configurations available.

Cylinders	Sex bolts	Door thickness	Center line
Not included	Not included	1-3/4"	40-5/16"

20 SERIES

Surface vertical rod devices

ACN							PRICE BASED ON FINISH		
Fire	Device type	Function	Finish	Device size	Handing	Lever design	630	689	Default trim, included
EXIT HARDWARE							3' AND 4' DEVICE PRICING SHOWN.		
	20V	EO	[]	3ft			\$837	\$527	N/A
	20V	EO	[]	4ft			\$862	\$552	N/A
FIRE EXIT HARDWARE 🔥							3' DEVICE PRICING SHOWN.		
F	20V	EO	[]	3ft			\$941	\$755	N/A

- ¹ Surface vertical devices field reversible
- ² 3-1/2" minimum stile width
- ³ Hex key dogging standard on all panic devices
- ⁴ Offers 8 different trim functions including 161 key in lever

DEFAULT ATTRIBUTES

Pricing includes default options shown below. Additional options and configurations available.

Cylinders	Sex bolts	Door thickness	Center line
Not included	Not included	1-3/4"	40-5/16"

TRIM

605	606	612	613	619	622	625	626
US3	US4	US10	US10B	US15	US19	US26	US26D
628	629	630	643e	689	695	710	711
US28	US32	US32D	-	SP28	SP313	313	DC35

20 SERIES TRIM				
Description	Specify		630	689
	Model number	Finish		
Escutcheon Lever - Key Locks or Unlocks	212-L	.[Finish]	\$288.00	\$212.00
Escutcheon Lever - Night Latch	212-L-NL	.[Finish]	\$288.00	\$212.00
Key-in-lever Round Rose - Entrance	214-KIL	.[Finish]	\$261.00	\$255.00
Key-in-lever Round Rose - Night Latch	214-KIL-NL	.[Finish]	\$261.00	\$255.00
Key-in-lever Round Rose - Passage	214-KIL-BE	.[Finish]	\$261.00	\$255.00
Handle Pull Plate - Night Latch	218-NL	.[Finish]	\$185.00	\$142.00
Handle Pull Plate - Thumbpiece	218-TP	.[Finish]	\$301.00	\$287.00
Raised Lip Pull Plate - Night Latch	240-NL	.[Finish]	\$103.00	\$93.00

LOCKS

EXIT DEVICES

DOOR CLOSERS

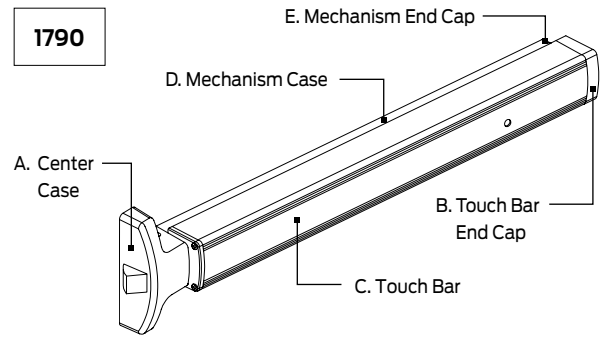
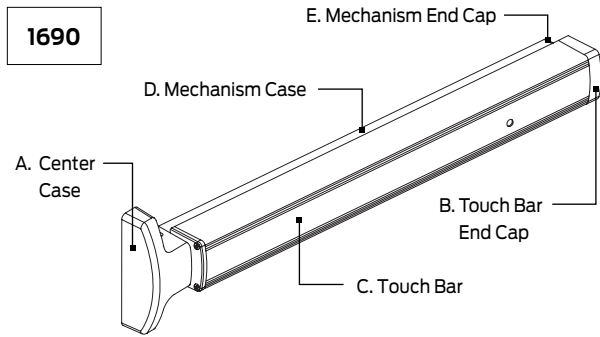
ELECTRONICS

MERCHANDISING AIDS

FORMS

605	606	612	613	619	622	625	626
US3	US4	US10	US10B	US15	P35	US26	US26D
628	629	630	643e	689	695	710	711
US28	US32	US32D	-	P28	P13	DC13	DC35

1690/1790 SERIES



STANDARD FINISHES				
COLOR	US NUMBER	BHMA NUMBER	A, B, E	C, D
Polished Chrome	US26	625	Powder Coated, Flat Black	Anodized, 625 (US26)
Satin Chrome	US26D	626	Powder Coated, Flat Black	Anodized, 626 (US26D)
Anodized Aluminum	US28	628	Powder Coated, Flat Black	Anodized, 628 (US28)
Duranodic Dark Bronze	DC13	710	Powder Coated, Flat Black	Anodized, 710 (DC13)
Black	DC35	711	Powder Coated, Flat Black	Anodized, 711 (DC35)

TYPE OF DEVICE	
1690: Concealed Vertical Rod	1790: Rim

FUNCTION			
DT: Dummy Trim	EO: Exit Only	NL-HBOP: Cylinder Assy, Opt. Pull	NL-HBP: Cylinder Assy, 9970 Pull

RATING
None: Panic Exit Device

DEVICE LENGTH (FEET & INCHES)			
36" Standard	30" Optional	42" Optional	48" Optional

DEVICE HANDING	
RHR (Right Hand Reverse)	LHR (Left Hand Reverse)

DOOR MATERIAL	
ALD: Aluminum door	HMD: Hollow metal door

FRAME MATERIAL	
ALF: Aluminum frame	HMF: Hollow metal frame

DOOR THICKNESS		
DT1-3/4: 1-3/4" Standard	DT2: 2" thickness	DT2-1/4: 2-1/4" thickness

SWITCH OPTIONS
RX: Request to Exit Pushbar Monitor

LATCH RETRACTION OPTIONS
MEL: Motorized Electric Latch Retraction

25 SERIES

24 SERIES

19 SERIES

20 SERIES

1690/1790 SERIES

1990/2090 SERIES

ACCESSORIES

605	606	612	613	619	622	625	626
US3	US4	US10	US10B	US15	P35	US26	US26D
628	629	630	643e	689	695	710	711
US28	US32	US32D	-	P28	P13	DC13	DC35

1690 SERIES

Concealed vertical rod pushpad devices

ACN							PRICE BASED ON FINISH				Default trim, included	
Fire	Device type	Function	Finish	Device size	Handing	Lever design	628	710 711	625	626		
EXIT HARDWARE							ALL DEVICES ARE PRICED FOR 30", 36" X 7' ALUMINUM OR HOLLOW METAL DOORS					
	1690	EO	[]	[]	[]		\$667	\$711	\$870	\$836	-	
	1691	DT	[]	[]	[]		\$935	\$979	\$1,348	\$1,314	9970 Pull	
	1692	NL-OP	[]	[]	[]		\$840	\$884	\$1,043	\$1,009	169CA with rim cylinder	
	1692	HB-OP	[]	[]	[]		\$840	\$884	\$1,043	\$1,009	169CA with rim cylinder	
	1694	NL-P	[]	[]	[]		\$1,108	\$1,152	\$1,521	\$1,487	9970 Pull 169CA with rim cylinder	
	1694	HB-P	[]	[]	[]		\$1,108	\$1,152	\$1,521	\$1,487	9970 Pull 169CA with rim cylinder	

- ¹ Devices are supplied 36" x 7' standard, if not specified.
- ² Price includes PB48 Strike.
- ³ Hex bottom latch furnished standard.
- ⁴ NL/HB trim function is supplied with a C keyway cylinder.

DEFAULT ATTRIBUTES

Pricing includes default options shown below. Additional options and configurations available.

Cylinders	Strike(s)	Door thickness	Center line
Not included	PB48 Strike Included	1-3/4"	40-9/16"

605	606	612	613	619	622	625	626
US3	US4	US10	US10B	US15	P35	US26	US26D
628	629	630	643e	689	695	710	711
US28	US32	US32D	-	P28	P13	DC13	DC35

1790 SERIES

Rim devices

ACN							PRICE BASED ON FINISH				Default trim, included	
Fire	Device type	Function	Finish	Device size	Handing	Lever design	628	710 711	625	626		
EXIT HARDWARE							ALL DEVICES ARE PRICED FOR 30" & 36" ALUMINUM OR HOLLOW METAL DOORS					
	1790	EO	[]	[]	[]		\$610	\$651	\$812	\$782	N/A	
	1791	DT	[]	[]	[]		\$878	\$919	\$1,290	\$1,260	9970 Pull	
	1792	NL-OP	[]	[]	[]		\$783	\$824	\$985	\$955	179CA with rim cylinder	
	1794	NL-P	[]	[]	[]		\$1,051	\$1,092	\$1,463	\$1,433	9970 Pull 179CA with rim cylinder	

¹ Devices are supplied 36" x 7' standard, if not specified.

² Price includes TD35 Strike.

³ NL/HB trim function is supplied with a C keyway cylinder.

DEFAULT ATTRIBUTES

Pricing includes default options shown below. Additional options and configurations available.

Cylinders	Strike(s)	Door thickness	Center line
Not included	TD35 Strike Included	1-3/4"	40-9/16"

605	606	612	613	619	622	625	626
US3	US4	US10	US10B	US15	P35	US26	US26D
628	629	630	643e	689	695	710	711
US28	US32	US32D	-	P28	P13	DC13	DC35

OPTIONS

SWITCHES	Specify (Prefix)	Price adjustment
RX Switch ▪ Base exit device unit modified Request-to-Exit switch monitoring pushpad	RX	\$310.00

LATCH RETRACTION	Specify (Prefix)	Price adjustment
Motorized electric latch retraction	MEL	\$980.00

EXTRA LENGTH	Specify (Suffix)	Price adjustment
42" 1690/1790 Device	42"	\$26.00
48" 1690/1790 Device	48"	\$36.00

1690 SERIES OPTIONAL LATCHES	Specify (Suffix)	Price adjustment
Rod bottom latch	RL	\$40.00
Pullman bottom latch	PL	\$40.00
Top latch for use with electric strikes ▪ Device furnished LBR (Less bottom rod and Less strike) Deduct -\$35.00 List	ES	\$44.00
For retrofit of 1690 device	Less Rods	-\$64.00

1690 SERIES HURRICANE DEVICE	Specify (Prefix)	Price adjustment
Hurricane option ▪ Available up to 8' device only ▪ Prefix device "HH" ▪ HH is for a Hurricane device for all door manufacturers other than YKK	HH	\$158.00
Hurricane option ▪ Available up to 8' device only ▪ Prefix device "HHYKK" ▪ HH is for a Hurricane device for door manufacturer YKK	HHYKK	\$158.00

HH (Hurricane) 1690 devices are hurricane rated by specific door manufacturers. Consult your device manufacturer to assure the HH1690 is hurricane rated with their door solution.

1690 SERIES NON-STANDARD DOOR HEIGHT - For doors greater than 7'	Specify	Price adjustment
Up to 8'	8ft	\$92.00
Up to 9'	9ft	\$115.00
Up to 10'	10ft	\$134.00

KITS

LATCH RETRACTION	Specify		Price each
	Standard	Allegion Connect - CON	
Motorized electric latch retraction kit	47867200	47935967	\$980.00

605	606	612	613	619	622	625	626
US3	US4	US10	US10B	US15	P35	US26	US26D
628	629	630	643e	689	695	710	711
US28	US32	US32D	-	P28	P13	DC13	DC35

STRIKES

VERTICAL ROD TOP STRIKES				
Description	Specify		Non-finished	622, 630, 695
	Model number	Finish		
Top strike for 1990/1490/1690/2390 devices	PB48	.[Finish]	-	\$35.00
PB48 Strike shim (package quantity of 10)	SHIM.112	-	\$40.00	-

RIM STRIKES					
Description	Specify		Non-finished	Black	622
	Model number	Finish			
Strike for inactive door, pair of doors with 1590/1790/2090 devices	STK45	.[Finish]	-	-	\$116.00
Strike for single doors, 1590 and 1790 device	TD35	.[Finish]	-	-	\$163.00
TD35 Strike shim	SHIM.150	.[Finish]	-	\$36.00	-
TD35 Screw 10-32 x 1" FPHMS (package quantity of 25)	SCREW.1016	.[Finish]	-	\$34.00	-
TD35 Wear strip	4270109590	.[Finish]	\$20.00	-	-
TD35 Drive rivet (package quantity of 25)	RIVET.101	.[Finish]	\$45.00	-	-

ACCESSORIES

OFFSET PULL					
Description	Specify		Non-finished	625, 626	628, 710, 711
	Model number	Finish			
9970 Pull	9970 Pull	.[Finish]	-	\$478.00	\$268.00
9970 Mounting stud (package quantity of 10)	STUD.102	.[Finish]	\$42.00	-	-

REPLACEMENT CYLINDERS			
Description	Specify		613, 626
	Model number	Finish	
Rim cylinder C keyway	3216	.[Finish]	\$133.00

CYLINDER ASSEMBLY			
Description	Specify		628, 710, 711
	Model number	Finish	
1690 Series Cylinder assembly less cylinder	169CA	.[Finish]	\$40.00
1790 Series Cylinder assembly less cylinder	179CA	.[Finish]	\$40.00

1790 SERIES LEVER CONTROL					
Description	Specify			622, 689, 695	619
	Model number	Handing	Finish		
Lever control	179L	.[RHR or LHR]	.[Finish]	\$466.00	\$522.00
Lever control, blank escutcheon	179L-BE	.[RHR or LHR]	.[Finish]	\$466.00	\$522.00
Lever control, night latch	179L-NL	.[RHR or LHR]	.[Finish]	\$466.00	\$522.00

☞ Lever controls are handed. Specify handing RHR or LHR.

- 179L Trims are field retrofittable with all 1790 Series devices.
- For initial installation requiring lever trim, the 1790EO is the suggested device to order with the 179L trims.
- 179L and L-NL require a 1-1/8" mortise cylinder with straight cam, sold separately.

PARTS

605	606	612	613	619	622	625	626
US3	US4	US10	US10B	US15	P35	US26	US26D
628	629	630	643e	689	695	710	711
US28	US32	US32D	-	P28	P13	DC13	DC35

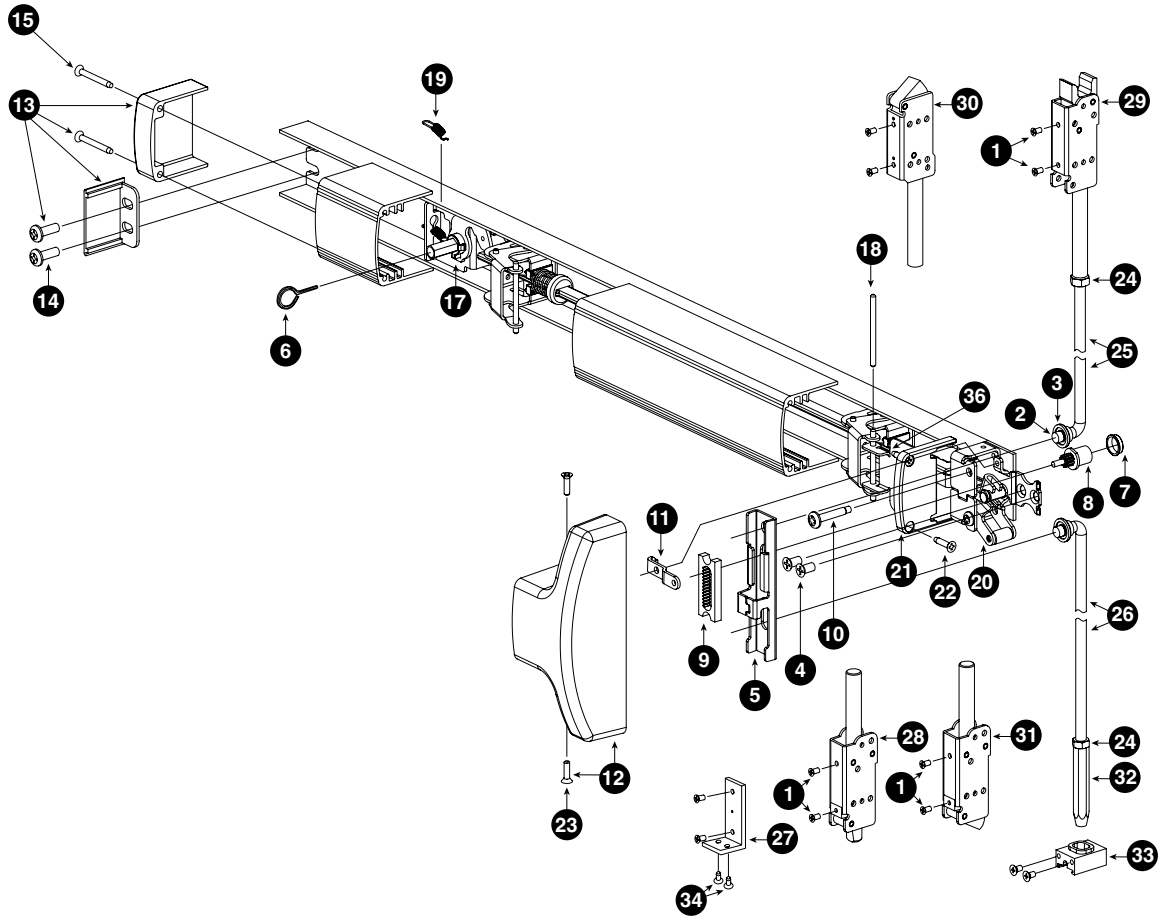
1690 DEVICE PARTS					
Part number	Description	US Finish	BHMA Finish	Pkg Qty	Price
47845946	NL Cylinder assembly and auxiliary parts (parts 1-10)	US28, DC13, DC35	628, 710, 711	Each	\$113.00
169CA	1690NL Cylinder assembly (parts 7-11)	-	-	Each	\$40.00
SCREW.1121	10-32-3/8" UFPH TF	US28	628	8	\$17.00
SCREW.1114	10-32-3/8" UFPH TF	DC13, DC35	710, 711	8	\$17.00
BRKT.156	Center case bracket	-	-	Each	\$24.00
SWITCH.1006	RX Switch wire assembly (not shown). Valid for field install RX Option on devices shipped after June 2002	-	-	Each	\$327.00
050534-00	EL Potted circuit breaker (not shown)	-	-	Each	\$536.00

1690/1790 PUSHBARS & CHANNELS, STANDARD EL						
Mechanical Part No.	MEL Part No.	Description	US Finish	BHMA Finish	Pkg Qty	Price
EXT.827	EXT.830	1690/1790 Pushbar 30"	US28	628	Each	\$149.00
EXT.828	EXT.825	1690/1790 Pushbar 30"	DC13	710	Each	\$173.00
EXT.829	EXT.826	1690/1790 Pushbar 30"	DC35	711	Each	\$173.00
EXT.2351	EXT.2323	1690/1790 Pushbar 30"	US3	666	Each	\$410.00
EXT.2352	EXT.2333	1690/1790 Pushbar 30"	US10	668	Each	\$368.00
EXT.2353	EXT.2338	1690/1790 Pushbar 30"	US26	672	Each	\$410.00
EXT.2354	EXT.2340	1690/1790 Pushbar 30"	US26D	702	Each	\$368.00
EXT.608	EXT.398	1690/1790 Pushbar 36"	US28	628	Each	\$149.00
EXT.609	EXT.399	1690/1790 Pushbar 36"	DC13	710	Each	\$173.00
EXT.631	EXT.400	1690/1790 Pushbar 36"	DC35	711	Each	\$173.00
EXT.2355	EXT.2324	1690/1790 Pushbar 36"	US3	666	Each	\$410.00
EXT.2356	EXT.2334	1690/1790 Pushbar 36"	US10	668	Each	\$368.00
EXT.2357	EXT.2339	1690/1790 Pushbar 36"	US26	672	Each	\$410.00
EXT.2358	EXT.2289	1690/1790 Pushbar 36"	US26D	702	Each	\$368.00
EXT.646	EXT.438	1690/1790 Pushbar 42"	US28	628	Each	\$164.00
EXT.736	EXT.439	1690/1790 Pushbar 42"	DC13	710	Each	\$193.00
EXT.737	EXT.441	1690/1790 Pushbar 42"	DC35	711	Each	\$193.00
EXT.2359	EXT.2341	1690/1790 Pushbar 42"	US3	666	Each	\$425.00
EXT.2360	EXT.2345	1690/1790 Pushbar 42"	US10	668	Each	\$383.00
EXT.2361	EXT.2349	1690/1790 Pushbar 42"	US26	672	Each	\$425.00
EXT.2362	EXT.2350	1690/1790 Pushbar 42"	US26D	702	Each	\$383.00
EXT.738	EXT.442	1690/1790 Pushbar 48"	US28	628	Each	\$173.00
EXT.739	EXT.443	1690/1790 Pushbar 48"	DC13	710	Each	\$206.00
EXT.740	EXT.444	1690/1790 Pushbar 48"	DC35	711	Each	\$206.00
EXT.2363	EXT.2298	1690/1790 Pushbar 48"	US3	666	Each	\$436.00
EXT.2364	EXT.2303	1690/1790 Pushbar 48"	US10	668	Each	\$392.00
EXT.2365	EXT.2304	1690/1790 Pushbar 48"	US26	672	Each	\$436.00
EXT.2366	EXT.2294	1690/1790 Pushbar 48"	US26D	702	Each	\$392.00
EXT.175	-	1690 Channel 27.138	US28	628	Each	\$36.00
EXT.177	-	1690 Channel 27.138	DC13	710	Each	\$57.00
EXT.178	-	1690 Channel 27.138	DC35	711	Each	\$63.00
EXT.741	-	1690 Channel 33.138	US28	628	Each	\$40.00
EXT.742	-	1690 Channel 33.138	DC13	710	Each	\$45.00
EXT.743	-	1690 Channel 33.138	DC35	711	Each	\$44.00
EXT.744	-	1690 Channel 39.138	US28	628	Each	\$45.00
EXT.745	-	1690 Channel 39.138	DC13	710	Each	\$56.00
EXT.746	-	1690 Channel 39.138	DC35	711	Each	\$56.00
EXT.747	-	1690 Channel 45.138	US28	628	Each	\$52.00
EXT.748	-	1690 Channel 45.138	DC13	710	Each	\$63.00
EXT.749	-	1690 Channel 45.138	DC35	711	Each	\$68.00
4270109576	-	1790 Channel 45.580	DC35	711	Each	\$103.00

605	606	612	613	619	622	625	626
US3	US4	US10	US10B	US15	P35	US26	US26D
628	629	630	643e	689	695	710	711
US28	US32	US32D	-	P28	P13	DC13	DC35

EXPLODED VIEW

1690 SERIES DEVICE PARTS



NO.	PART NUMBER	DESCRIPTION	US FINISH	BHMA FINISH	PKG QTY	PRICE
1	SCREW.1028	10-32-1/4" UFPHMS	US32D	630	10	\$35.00
	SCREW.1029	10-32-1/4" UFPHMS	Black	-	10	\$35.00
2	BUSH.109	Bearing bushing	-	-	10	\$36.00
3	RRING.109	Retaining ring .250"	-	-	25	\$33.00
4	SCREW.1069	Lock stile mounting screw	-	-	10	\$21.00
5	BRKT.138	Lift bracket	-	-	Each	\$35.00
6	KEY.10020	Hex dogging key 5/32"	-	-	10	\$64.00
	PKG.150	Auxiliary package (part 1-6)	US28	628	Each	\$36.00
	PKG.151	Auxiliary package (part 1-6)	DC13, DC35	710, 711	Each	\$36.00
7	BUSH.102	Cylinder bushing	-	-	10	\$36.00
8	CAM.102	Pinion cam	-	-	10	\$198.00
	4270903177	Pinion cam	-	-	Each	\$33.00
9	RETRACT.101	Rod retractor	-	-	10	\$81.00
10	SCREW.1074	Retainer screw	-	-	10	\$33.00
11	BRKT.478	Pinion support bracket	-	-	Each	\$16.00
12	COVER.113	Center case cover kit	-	-	Each	\$57.00
13	ECAP.130	Channel/hinge end cap kit	-	-	Each	\$39.00
14	SCREW.1070	1/4-20 1/2" PPHMS Screw	-	-	10	\$20.00

● Specify if door material other than aluminum. Complete rod and latch assembly includes (4270100017) standard rod and (NUT.101). Part numbers shown are for standard centerlines and assembled lengths.

605	606	612	613	619	622	625	626
US3	US4	US10	US10B	US15	P35	US26	US26D
628	629	630	643e	689	695	710	711
US28	US32	US32D	-	P28	P13	DC13	DC35

EXPLODED VIEW

1690 SERIES DEVICE PARTS

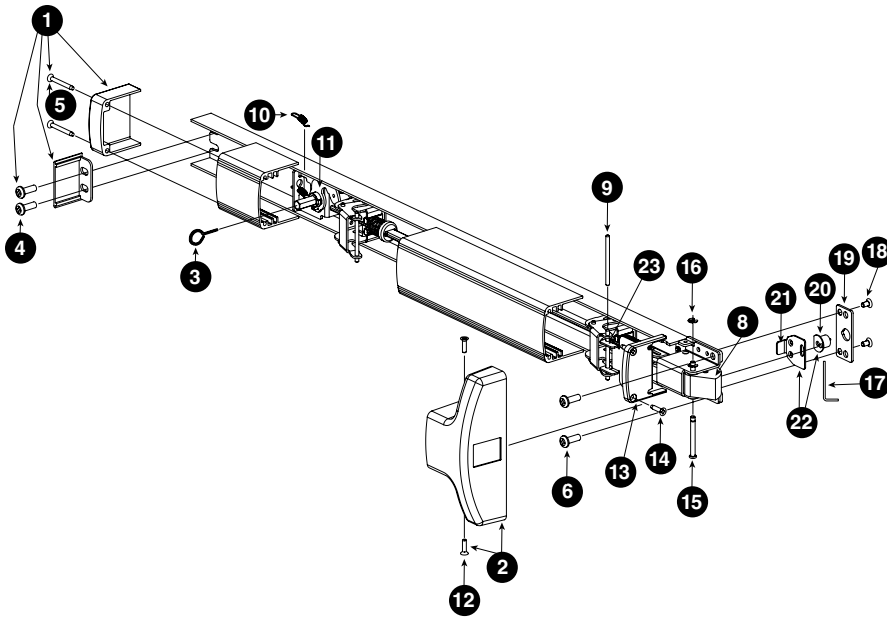
NO.	PART NUMBER	DESCRIPTION	US FINISH	BHMA FINISH	PKG QTY	PRICE
15	SCREW.1072	#8 1.1/2" FPH TC Typ AB Screw (before September 2004)	-		10	\$20.00
	SCREW.1143	8-18 1.1/4" FPH TF Typ 25	-		10	\$35.00
16	SCREW.1067	1/4-20 3/8" Hex soc set screw	Black		3	\$21.00
	SCREW.1068	1/4-20 3/8" Hex soc set screw	US28	628	3	\$21.00
17	KIT.1197	Dogging kit	-	-	Each	\$45.00
18	PIN.128	Push bar pin	-	-	10	\$21.00
19	971493-76	Dogging spring	-	-	Each	\$16.00
20	BRKTASY.107	Actuator arm bracket assembly	-	-	Each	\$24.00
21	ECAP.129	Lock stile push bar end cap	P35	622	Each	\$24.00
22	SCREW.1077	8-3/4" FPHSMS (before September 2004)	Black	-	10	\$35.00
23	SCREW.1025	8 x 5/8" FPHTC Typ 25 (before July 2006)	Black	-	10	\$33.00
	SCREW.1141	8-18 .3/4" FPH TF Typ 25	-	-	10	\$27.00
24	NUT.101	Rod jam nut	-	-	10	\$35.00
25	4270100017	SU/PL/ES/RL Rod (Std.)	-	-	Each	\$48.00
	4270102427	SU/PL/ES/RL Rod-1/4" Insulclad 7'	-	-	Each	\$48.00
	4270102426	SU/PL/ES/RL Rod-1/4" Insulclad 8'	-	-	Each	\$157.00
	4270100018	SU Rod 8' door	-	-	Each	\$157.00
	4270100172	SU Extension rod kit up to 9' door (not shown)	-	-	Each	\$138.00
	4270100197	SU Extension rod kit up to 10' door (not shown)	-	-	Each	\$164.00
26	4270101825	Hex bottom rod	-	-	Each	\$48.00
27	BRKTASY.101	Latch mounting bracket kit - HMD	-	-	Each	\$68.00
● 28	4270100521	RL Bottom latch	-	-	Each	\$136.00
● 29	4270101806	SU Top latch	-	-	Each	\$163.00
● 30	4270100346	ES Top latch	-	-	Each	\$186.00
● 31	4270101482	PL Bottom latch	-	-	Each	\$136.00
32	BOLT.1004	Hex bottom bolt beveled	-	-	Each	\$64.00
33	4270107176	Hex rod guide assembly	US32D	630	Each	\$57.00
	4270107178	Hex rod guide assembly	P35	622	Each	\$57.00
	SCREW.1076	Hex rod guide screws	US28	628	10	\$16.00
	SCREW.1081	Hex rod guide screws	DC13, DC35	710, 711	10	\$16.00
	PIN.110	ES Latch pin	-	-	10	\$34.00
	PIN.109	SU/ES/PL/HH Latch spiro pin	-	-	10	\$27.00
34	SCREW.1037	10-32-3/8" FPHMS	-	-	25	\$33.00
●	4270106632	SU Top rod assembly 7' door	-	-	Each	\$214.00
●	4270106633	SU Top rod assembly 8' door	-	-	Each	\$321.00
●	4270101818	SU Top rod assembly 9' door	-	-	Each	\$350.00
●	4270101819	SU Top rod assembly 10' door	-	-	Each	\$381.00
●	4270101873	ES Top rod assembly 7' door	-	-	Each	\$271.00
	4270101874	ES Top rod assembly 8' door	-	-	Each	\$410.00
●	4270100522	RL Bottom rod assembly	-	-	Each	\$214.00
	RODASY.1075	Hex Bottom rod assembly	-	-	Each	\$150.00
●	4270100266	PL Bottom rod assembly	-	-	Each	\$219.00
36	BRKT.128	Pushbar anchor bracket	-	-	Each	\$16.00

● Specify if door material other than aluminum. Complete rod and latch assembly includes (4270100017) standard rod and (NUT.101). Part numbers shown are for standard centerlines and assembled lengths.

605	606	612	613	619	622	625	626
US3	US4	US10	US10B	US15	P35	US26	US26D
628	629	630	643e	689	695	710	711
US28	US32	US32D	-	P28	P13	DC13	DC35

EXPLODED VIEW

1790 SERIES DEVICE PARTS

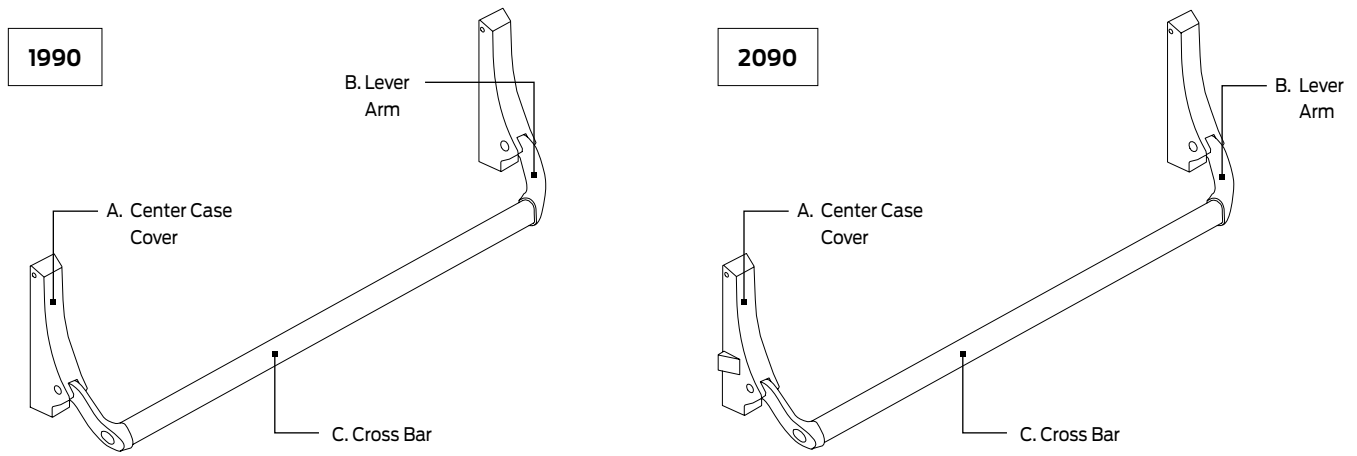


NO.	PART NUMBER	DESCRIPTION	US FINISH	BHMA FINISH	PKG QTY	PRICE
1	ECAP.130	Channel/hingeside end cap kit	-	-	Each	\$39.00
2	COVER.120	Center case cover kit	-	-	Each	\$57.00
3	KEY.10020	Hex dogging key 5/32"	-	-	10	\$64.00
4	SCREW.1070	1/4-20 1/2" PPHMS Screw	-	-	10	\$20.00
5	SCREW.1072	#8 1.1/2" FPH TC Typ AB Screw (before September 2004)	-	-	10	\$20.00
	SCREW.1143	8-18 1.1/4" FPH TF Typ 25	-	-	10	\$35.00
6	SCREW.1075	1/4-20 3/4" PPHMS Screw	-	-	10	\$21.00
	SCREW.1121	10-32-3/8" UFFPH TF	US28	628	8	\$17.00
7	PKG.133	Auxiliary package	-	-	Each	\$17.00
8	LBOLT.105	Latch assembly	-	-	Each	\$88.00
	SWITCH.1006	RX Switch wire assembly (not shown). Valid for field install RX option on devices shipped after June 2002	-	-	Each	\$327.00
	050534-00	EL Potted circuit breaker (not shown)	-	-	Each	\$536.00
9	PIN.128	Pushbar pin	-	-	10	\$21.00
10	971493-76	Dogging spring	-	-	Each	\$16.00
11	KIT.1197	Dogging kit	US28	628	Each	\$45.00
12	SCREW.1025	8 x 5/8" FPHTC Typ 25 (before July 2006)	-	-	10	\$33.00
	SCREW.1141	8-18 .3/4" FPH TF Typ 25	-	-	10	\$27.00
13	ECAP.129	Lock stile end cap	DC35	711	Each	\$24.00
14	SCREW.1077	8-3/4" FPHSMS (before September 2004)	Black	-	10	\$35.00
15	969467-89	Latch pin	-	-	Each	\$17.00
16	RRING.105	Latch pin retaining clip	-	-	10	\$20.00
17	4270109548	Short arm allen wrench	-	-	Each	\$16.00
18	SCREW.1150	10-32-3/8" UFFPH MS	-	-	10	\$34.00
19	SPACER.107	1790 Channel spacer	-	-	Each	\$27.00
20	CAMASY.101	Drive bushing	-	-	Each	\$68.00
21	SLIDER.101	Slider	-	-	Each	\$16.00
22	179CA	1790 NL/HB Cylinder assembly	-	-	Each	\$40.00
23	BRKT.128	Pushbar anchor bracket	-	-	Each	\$16.00

1790 Pushbars on page 248.

605	606	612	613	619	622	625	626
US3	US4	US10	US10B	US15	P35	US26	US26D
628	629	630	643e	689	695	710	711
US28	US32	US32D	-	P28	P13	DC13	DC35

1990/2090 SERIES



STANDARD FINISHES			
COLOR	US NUMBER	BHMA NUMBER	A, B, C
Flat Black Painted	P35	622	Powder Paint, 622
Satin Chrome	US26D	626	Powder Paint, 526
Powder-Coated Aluminum	P28	689	Powder Paint, 689
Powder-Coated Dark Bronze	P13	695	Powder Paint, 695

TYPE OF DEVICE	
1990: Concealed Vertical Rod Crossbar	2090: Rim Crossbar

FUNCTION			
DT: Dummy Trim	EO: Exit Only	NLOP: Night Latch, Opt. Pull	HBOP: Hold Back, Opt. Pull
NLP: Night Latch, 9970 Pull	HBP: Hold Back, 9970 Pull		

DEVICE FINISH			
622: Flat Black Painted (P35)	626: Satin Chrome (US26D)	689: Powder-Coated Aluminum (P28)	695: Powder-Coated Dark Bronze (P13)

DEVICE HANDING	
RHR (Right Hand Reverse)	LHR (Left Hand Reverse)

DOOR MATERIAL	
ALD: Aluminum door	HMD: Hollow metal door

DOOR THICKNESS		
DT1-3/4: 1-3/4" Standard	DT2: 2" thickness	DT2-1/4: 2-1/4" thickness

605	606	612	613	619	622	625	626
US3	US4	US10	US10B	US15	P35	US26	US26D
628	629	630	643e	689	695	710	711
US28	US32	US32D	-	P28	P13	DC13	DC35

1990 SERIES

Concealed vertical rod crossbar devices

ACN							PRICE BASED ON FINISH			Default trim, included	
Fire	Device type	Function	Finish	Device size	Handing	Lever design	689	622 695	626		
EXIT HARDWARE							ALL DEVICES ARE PRICED FOR 3'8" X 7' ALUMINUM OR HOLLOW METAL DOORS				
1990	EO	.	[]	.	[]	.	[]	\$697	\$716	\$1,751	N/A
1991	DT	.	[]	.	[]	.	[]	\$965	\$984	\$2,229	9970 Pull
1992	NL-OP	.	[]	.	[]	.	[]	\$830	\$849	\$1,884	Rim cylinder only
1992	HB-OP	.	[]	.	[]	.	[]	\$830	\$849	\$1,884	Rim cylinder only
1993	NL ³	.	[]	.	[]	.	[]	\$1,098	\$1,117	\$2,362	9970 With rim cylinder
1993	HB ³	.	[]	.	[]	.	[]	\$1,098	\$1,117	\$2,362	9970 With rim cylinder

¹ Devices are supplied 3' 8" x 7' standard, if not specified.

² Hex bottom latch furnished standard.

³ NL/HB trim function is supplied with a C keyway cylinder.

DEFAULT ATTRIBUTES

Pricing includes default options shown below. Additional options and configurations available.

Cylinders	Strike(s)	Door thickness	Center line	Door material*
Not included	PB48 Strike Included	1-3/4"	40-9/16"	Aluminum door (AL)

* Hollow Metal (HM) must be indicated in item description when ordering for correct mounting hardware.

605	606	612	613	619	622	625	626
US3	US4	US10	US10B	US15	P35	US26	US26D
628	629	630	643e	689	695	710	711
US28	US32	US32D	-	P28	P13	DC13	DC35

2090 SERIES

Rim crossbar devices

ACN							PRICE BASED ON FINISH			Default trim, included
Fire	Device type	Function	Finish	Device size	Handing	Lever design	689	622 695	626	
EXIT HARDWARE							ALL DEVICES ARE PRICED FOR 3'8" ALUMINUM OR HOLLOW METAL DOORS			
	2090	EO	[]	[]	[]		\$575	\$599	\$1,625	N/A
	2091	DT	[]	[]	[]		\$843	\$867	\$2,103	9970 Pull
	2092	NL-OP	[]	[]	[]		\$708	\$732	\$1,758	Rim cylinder only
	2092	HB-OP	[]	[]	[]		\$708	\$732	\$1,758	Rim cylinder only
	2093	NL ²	[]	[]	[]		\$976	\$1,000	\$2,236	9970 with rim cylinder
	2093	HB ²	[]	[]	[]		\$976	\$1,000	\$2,236	9970 with rim cylinder

¹ Price includes SD36 Strike.
² NL/HB trim function is supplied with a C keyway cylinder.

DEFAULT ATTRIBUTES

Pricing includes default options shown below. Additional options and configurations available.

Cylinders	Strike(s)	Door thickness	Center line
Not included	SD36 Strike Included	1-3/4"	40-9/16"

605	606	612	613	619	622	625	626
US3	US4	US10	US10B	US15	P35	US26	US26D
628	629	630	643e	689	695	710	711
US28	US32	US32D	-	P28	P13	DC13	DC35

OPTIONS

1990 SERIES OPTIONAL LATCHES	Specify (Suffix)	Price adjustment
Rod bottom latch	RL	\$40.00
Pullman bottom latch	PL	\$40.00
Top latch for use with electric strikes ▪ Device furnished LBR (Less bottom rod and Less strike) Deduct -\$35.00 List	ES	\$44.00

NON-STANDARD DOOR HEIGHT - For doors greater than 7'	Specify	Price adjustment
Up to 8'	8ft	\$92.00
Up to 9'	9ft	\$115.00
Up to 10'	10ft	\$134.00

CROSSBAR	Specify	Price adjustment
Crossbar furnished 41" standard - Easily cut for job fitting		
Extra length crossbar - 48" (fits door width up to 51") - 622, 689, 695 finishes	.[Finish]	\$29.00
Extra length crossbar - 48" (fits door width up to 51") - Architectural finishes	.[Finish]	\$40.00
Less crossbar	-	-\$167.00

☞ Specify handing RHR or LHR for 2090 Series. Not reversible.
Specify if door material other than aluminum. 1990 Series not recommended for use on wood doors.

STRIKES

VERTICAL ROD TOP STRIKES				
Description	Specify		Non-finished	622, 630, 695
	Model number	Finish		
Top strike for 1990/1490/1690/2390 devices	PB48	.[Finish]	-	\$35.00
PB48 Strike shim (package quantity of 10)	SHIM.112	-	\$40.00	-

RIM STRIKES				
Description	Specify		622	689, 695
	Model number	Finish		
Strike for inactive door, pair of doors with 1590/1790/2090 devices	STK45	.[Finish]	-	\$116.00
Strike for all stops, 2090 device	SD36	.[Finish]	\$104.00	\$104.00
Strike for single doors, 1590 or 1790 device	TD35	.[Finish]	-	\$163.00

ACCESSORIES

OFFSET PULL					
Description	Specify		Non-finished	625, 626	628, 710, 711
	Model number	Finish			
9970 Pull	9970 Pull	.[Finish]	-	\$478.00	\$268.00
9970 Mounting stud (package quantity of 10)	STUD.102	.[Finish]	\$42.00	-	-

REPLACEMENT CYLINDERS			
Description	Specify		613, 626
	Model number	Finish	
Rim cylinder C keyway	3216	.[Finish]	\$133.00

25 SERIES

24 SERIES

19 SERIES

20 SERIES

1690/1790 SERIES

1990/2090 SERIES


ACCESSORIES

PARTS

605	606	612	613	619	622	625	626
US3	US4	US10	US10B	US15	P35	US26	US26D
628	629	630	643e	689	695	710	711
US28	US32	US32D	-	P28	P13	DC13	DC35

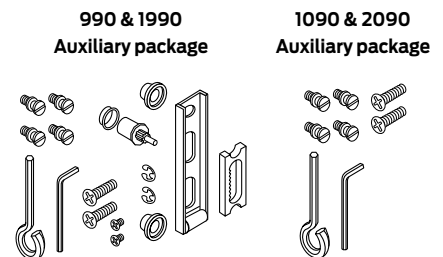
PANIC DEVICE REPAIR KIT		
Description	Part number	Price
Complete repair kit (See below for what is supplied in Kit)	4270100583	\$487.00
Maintenance kit box only	4270100582	\$39.00

KIT INCLUDES:				
	Description	Part number	Replacement Pkg	Quantity
12	Retaining rings	RING.108	RRING.109	(pkg/25)
6	1/4-20 x 3/8 Set screws	4270100130	SCREW.1030	(pkg/25)
6	Bearing bushing	BUSH.108	BUSH.109	(pkg/10)
8	Tension springs	4270101753	SPRING.103	(pkg/10)
2	Dogging screws	4270100153	SCREW.1022	(pkg/25)
10	10-32 x 1/4 UFPH MS	963128-00	SCREW.1028	(pkg/10)
6	1/4-20 x 1" FPH MS	4299100213	SCREW.1027	(pkg/10)
3	Spring pins	4270100152	PIN.104	(pkg/10)
1	Dogging key	4270100116	KEY.101	(pkg/10)
1	1/8" Allen wrench	963100-00	WRENCH.101	(pkg/10)
3	Retractor	4270100110	RETRACT.101	(pkg/10)
4	Pinion cams	4270903177	CAM.102	(pkg/10)
8	Center case mounting studs	4230100017	STUD.101	(pkg/10)
6	Axle bushings	4270101778	BUSH.103	(pkg/25)
3	PB48 Strike US32D	4270108353	-	Each
4	Cylinder bushings	4270100663	BUSH.102	(pkg/10)
1	Lift bracket assembly	4270100013	-	Each
4	Axle pins	4270106997	PIN.115	(pkg/10)
2	3/16 x 13/16 Roll pins	4270100026	PIN.109	(pkg/10)
2	3/16 x 9/16 Roll pins	4270100075	PIN.110	(pkg/10)
1	Dogging key tag	4270100299	-	Each
12	Retaining rings	4299100997	RRING.103	(pkg/25)
1	Maintenance kit box	4270100582	-	Each
8	1990 Spring retainer	4270101782	RETAIN.102	(pkg/25)
3	SU Latch bolt	4270106349	-	Each



Parts kit for easy servicing of 1990 Devices

AUXILIARY PACKAGES			
Description	Specify		Price each
	Part number	Finish	
990 and 1990 Auxiliary package 630 (US32D) finish only	4270902091	-	\$68.00
990 and 1990 Auxiliary package 711 (DC35) finish only	4270902095	-	\$68.00
1090 and 2090 Auxiliary package 630 (US32D) finish only	4270902121	-	\$24.00
1090 and 2090 Auxiliary package 711 (DC35) finish only	4270902125	-	\$24.00

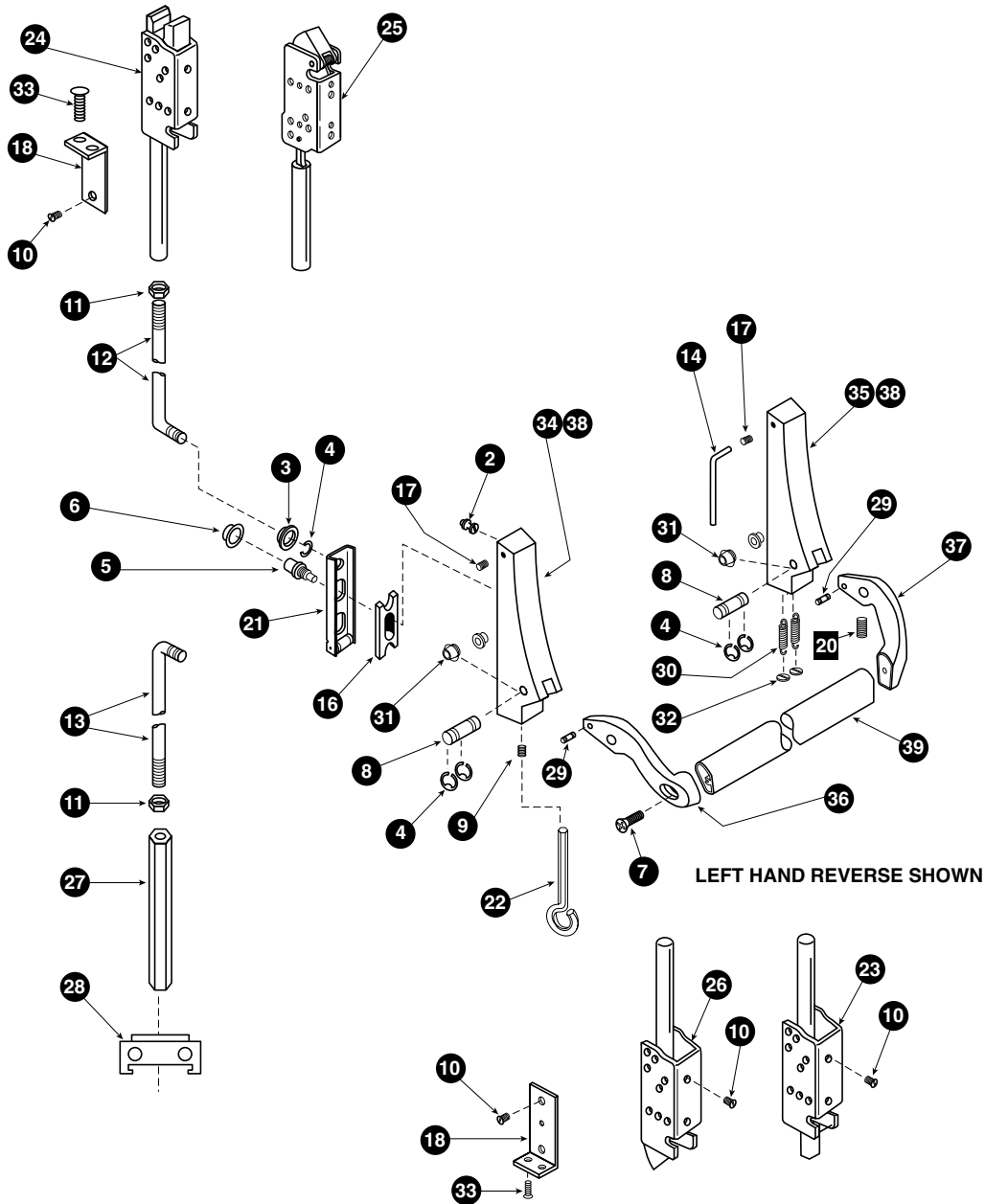


605	606	612	613	619	622	625	626
US3	US4	US10	US10B	US15	P35	US26	US26D
628	629	630	643e	689	695	710	711
US28	US32	US32D	-	P28	P13	DC13	DC35

EXPLODED VIEW

1990 SERIES DEVICE PARTS

(For devices furnished after 5/1/77)



NO.	PART NUMBER	DESCRIPTION	US FINISH	BHMA FINISH	PKG QTY	PRICE
2	STUD.101	Case mounting stud	-	-	10	\$41.00
3	BUSH.109	Bearing bushing	-	-	10	\$36.00
4	RRING.109	Retaining ring .250	-	-	25	\$33.00
5	CAM.102	Pinion cam	-	-	10	\$198.00
	4270903177	Pinion cam	-	-	Each	\$33.00
6	BUSH.102	Cylinder bushing	-	-	10	\$36.00
7	SCREW.1027	1/4-20 1" FPHTC Typ 23	US32D	630	10	\$56.00
	SCREW.1015	1/4-20 1" FPHTC Typ 23	Black	-	10	\$56.00
8	PIN.115	1990 Axle pin	-	-	10	\$183.00

● Specify if door material other than aluminum. Complete rod and latch assembly includes (4270100017) standard rod and (NUT.101). Part numbers shown are for standard centerlines and assembled lengths.

25 SERIES
24 SERIES
19 SERIES
20 SERIES
1690/1790 SERIES
1990/2090 SERIES
ACCESSORIES

605	606	612	613	619	622	625	626
US3	US4	US10	US10B	US15	P35	US26	US26D
628	629	630	643e	689	695	710	711
US28	US32	US32D	-	P28	P13	DC13	DC35

EXPLODED VIEW

1990 SERIES DEVICE PARTS

(For devices furnished after 5/1/77)

NO.	PART NUMBER	DESCRIPTION	US FINISH	BHMA FINISH	PKG QTY	PRICE
9	SCREW.1022	Dog screw	-	-	25	\$163.00
10	SCREW.1028	10-32-1/4" UFPHMS	US32D	630	10	\$35.00
	SCREW.1029	10-32-1/4" UFPHMS	Black	-	10	\$35.00
11	NUT.101	Rod jam nut	-	-	10	\$35.00
12	4270100017	SU/PL/ES/RL Rod	-	-	Each	\$48.00
	4270102427	SU/PL/ES/RL Rod-1/4" Insulclad 7'	-	-	Each	\$48.00
	4270102426	SU/PL/ES/RL Rod-1/4" Insulclad 8'	-	-	Each	\$157.00
13	4270101825	Hex bottom rod	-	-	Each	\$48.00
14	WRENCH.101	Allen wrench	-	-	10	\$24.00
16	RETRACT.101	Rod retractor	-	-	10	\$81.00
17	SCREW.1030	1/4-20 3/8" Hex soc set	US32D	630	25	\$44.00
	SCREW.1039	1/4-20 3/8" Hex soc set	Black	-	25	\$44.00
18	BRKTASY.101	Latch mounting bracket kit - HMD (Note: Two latch mounting bracket kits are needed per latch)	-	-	Each	\$68.00
21	4270100013	Lift bracket assembly	-	-	Each	\$36.00
22	KEY.101	Hex dogging key	-	-	10	\$56.00
● 23	4270100521	RL bottom latch	-	-	Each	\$136.00
● 24	4270101806	Su top latch	-	-	Each	\$163.00
● 25	4270100346	Es top latch	-	-	Each	\$186.00
● 26	4270101482	Pl bottom latch	-	-	Each	\$136.00
27	4270101830	Hex bottom bolt	-	-	Each	\$59.00
28	4270107176	Hex rod guide assembly	US32D	630	Each	\$57.00
	4270107178	Hex rod guide assembly	P35	622	Each	\$57.00
	SCREW.1076	Hex rod guide screws	US28	628	10	\$16.00
	SCREW.1081	Hex rod guide screws	DC13, DC35	710, 711	10	\$16.00
	PIN.110	ES Latch pin	-	-	10	\$34.00
	RETAIN.101	Case retainer	-	-	10	\$36.00
	PIN.109	SU/ES/PL/HH Latch spiroil pin	-	-	10	\$27.00
	4270100312	Crossbar tie rod	-	-	Each	\$102.00
	RRING.103	End case retaining ring	-	-	25	\$20.00
29	PIN.104	Spring pin	-	-	10	\$35.00
30	SPRING.103	Tension spring	-	-	10	\$44.00
31	BUSH.103	Axle bushing	-	-	25	\$44.00
32	RETAIN.102	Spring retainer	-	-	25	\$33.00
33	SCREW.1037	10-32-3/8" FPHMS	-	-	25	\$33.00
●	4270106632	SU Top rod assembly 7' door	-	-	Each	\$214.00
●	4270106633	SU Top rod assembly 8' door	-	-	Each	\$321.00
●	4270101818	SU Top rod assembly 9' door	-	-	Each	\$350.00
●	4270101819	SU Top rod assembly 10' door	-	-	Each	\$381.00
●	4270101873	ES Top rod assembly 7' door	-	-	Each	\$271.00
	4270101874	ES Top rod assembly 8' door	-	-	Each	\$410.00
●	4270100522	RL Bottom rod assembly	-	-	Each	\$214.00
	4270101831	Hex Bottom rod assembly	-	-	Each	\$111.00
●	4270100266	PL Bottom rod assembly	-	-	Each	\$219.00
	4270100018	SU Rod 8' door	-	-	Each	\$157.00
	4270100172	SU Ext Rod Kit Up to 9' door	-	-	Each	\$138.00
	4270100197	SU Ext Rod Kit Up to 10' door	-	-	Each	\$164.00

- Specify if door material other than aluminum. Complete rod and latch assembly includes (4270100017) standard rod and (NUT.101). Part numbers shown are for standard centerlines and assembled lengths.

605	606	612	613	619	622	625	626
US3	US4	US10	US10B	US15	P35	US26	US26D
628	629	630	643e	689	695	710	711
US28	US32	US32D	-	P28	P13	DC13	DC35

EXPLODED VIEW

1990 SERIES DEVICE PARTS

(For devices furnished after 5/1/77)

34 END CASE ASSEMBLY LH			
LH = Lock Stile assembly for LHR Device or Hinge Stile assembly for RHR Device			
Description	Specify		Price
	Part number	Finish	
34 End Case Assy LH 689 (P28) finish only	4270902776	-	\$289.00
34 End Case Assy LH 695 (P13) finish only	4270902778	-	\$320.00
34 End Case Assy LH 622 (P35) finish only	4270902779	-	\$320.00
34 End Case Assy LH 626 (US26D) finish only	CASE.223	-	\$936.00

35 LEVER ARM RH - ACTIVE			
RH = Lock Stile Lever Arm for RHR device			
Description	Specify		Price
	Part number	Finish	
35 Lever Arm RH - Active 689 (P28) finish only	4270902769	-	\$91.00
35 Lever Arm RH - Active 695 (P13) finish only	4270902772	-	\$101.00
35 Lever Arm RH - Active 622 (P35) finish only	4270902773	-	\$101.00
35 Lever Arm RH - Active 626 (US26D) finish only	LARM.205	-	\$338.00

35 END CASE ASSEMBLY RH			
RH = Lock Stile assembly for RHR Device or Hinge Stile assembly for LHR Device			
Description	Specify		Price
	Part number	Finish	
35 End Case Assy RH 689 (P28) finish only	4270902782	-	\$289.00
35 End Case Assy RH 695 (P13) finish only	4270902784	-	\$320.00
35 End Case Assy RH 622 (P35) finish only	4270902785	-	\$320.00
35 End Case Assy RH 626 (US26D) finish only	CASE.222	-	\$936.00

36 LEVER ARM LH - END CASE			
LH = Lock Stile Lever Arm for LHR Device or Hinge Stile Lever Arm for RHR Device			
Description	Specify		Price
	Part number	Finish	
36 Lever Arm LH - End Case 689 (P28) finish only	4270902799	-	\$91.00
36 Lever Arm LH - End Case 695 (P13) finish only	4270902802	-	\$101.00
36 Lever Arm LH - End Case 622 (P35) finish only	4270902803	-	\$101.00
36 Lever Arm LH - End Case 626 (US26D) finish only	LARM.180	-	\$338.00

35 LEVER ARM LH - ACTIVE			
LH = Lock Stile Lever Arm for LHR device			
Description	Specify		Price
	Part number	Finish	
35 Lever Arm LH - Active 689 (P28) finish only	4270902763	-	\$91.00
35 Lever Arm LH - Active 695 (P13) finish only	4270902766	-	\$101.00
35 Lever Arm LH - Active 622 (P35) finish only	4270902767	-	\$101.00
35 Lever Arm LH - Active 626 (US26D) finish only	LARM.216	-	\$338.00

36 LEVER ARM RH - END CASE			
RH = Lock Stile Lever Arm for RHR Device or Hinge Stile Lever Arm for LHR Device			
Description	Specify		Price
	Part number	Finish	
36 Lever Arm RH - End Case 689 (P28) finish only	4270902805	-	\$91.00
36 Lever Arm RH - End Case 695 (P13) finish only	4270902808	-	\$101.00
36 Lever Arm RH - End Case 622 (P35) finish only	4270902809	-	\$101.00
36 Lever Arm RH - End Case 626 (US26D) finish only	LARM.188	-	\$338.00

NOTE: 1990/2090 Lever arms and housing assemblies in US finishes are not compatible with 990/1090 components. Replace with appropriate end case assembly or active housing assembly.

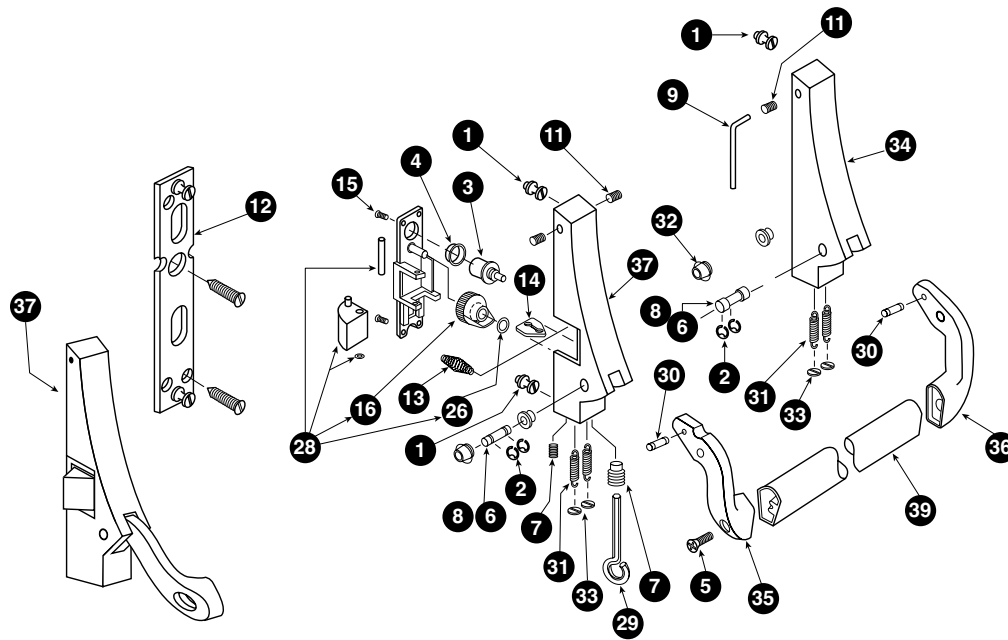
605	606	612	613	619	622	625	626
US3	US4	US10	US10B	US15	P35	US26	US26D
628	629	630	643e	689	695	710	711
US28	US32	US32D	-	P28	P13	DC13	DC35

EXPLODED VIEW

2090 SERIES DEVICE PARTS

(For Devices Furnished After 5/1/77)

Left Hand Reverse Shown



NO.	PART NUMBER	DESCRIPTION	US FINISH	BHMA FINISH	PKG QTY	PRICE
1	STUD.101	Case mounting stud	-	-	10	\$41.00
2	RRING.103	Retaining ring .250	-	-	10	\$20.00
3	CAM.102	Pinion cam	-	-	10	\$198.00
	4270903177	Pinion cam	-	-	Each	\$33.00
4	BUSH.102	Cylinder bushing	-	-	10	\$36.00
5	SCREW.1027	1/4-20 1" FPHTC TYP23	US32D	630	10	\$56.00
	SCREW.1015	1/4-20 1" FPHTC TYP23	Black	-	10	\$56.00
	PIN.115	2090 Axle pin	US32D	630	10	\$183.00
	PIN.116	Latch pivot pin	-	-	10	\$21.00
7	SCREW.1022	Dog screw	-	-	25	\$163.00
9	WRENCH.101	Allen wrench	-	-	10	\$24.00
11	SCREW.1030	1/4-20 3/8" Hex soc set screw	US32D	630	25	\$44.00
	SCREW.1039	1/4-20 3/8" Hex soc set screw	Black	-	25	\$44.00
12	4270100304	Adapter plate assembly	-	-	2	\$41.00
13	SPRING.104	Latch spring	-	-	10	\$24.00
14	4270101840	Latch link	-	-	Each	\$21.00
15	SCREW.1031	4-40 3/8" FL Posi-drive screw	-	-	10	\$21.00
16	RETRACT.102	Latch bolt retractor	-	-	10	\$231.00
26	RRING.102	Retaining ring .240	-	-	10	\$20.00
28	4270902968	2090 Backplate assembly LHR	-	-	Each	\$95.00
	4270902974	2090 Backplate assembly RHR	-	-	Each	\$95.00
29	KEY.101	Hex dogging key	-	-	10	\$56.00
	4270100312	Crossbar tie rod	-	-	Each	\$102.00
30	PIN.104	Spring pin	-	-	10	\$35.00
	SPRING.103	Tension spring	-	-	10	\$44.00
32	BUSH.103	Axle bushing	-	-	25	\$44.00
33	RETAIN.102	Spring retainer	-	-	25	\$33.00

605	606	612	613	619	622	625	626
US3	US4	US10	US10B	US15	P35	US26	US26D
628	629	630	643e	689	695	710	711
US28	US32	US32D	-	P28	P13	DC13	DC35

EXPLODED VIEW

2090 SERIES DEVICE PARTS

(For Devices Furnished After 5/1/77)

37 ACTIVE HOUSING ASSEMBLY LH			
LH = Lock Stile assembly for LHR device			
Description	Specify		Price
	Part number	Finish	
37 Active Housing Assy LH 689 (P28) finish only	4270902740	-	\$369.00
37 Active Housing Assy LH 695 (P13) finish only	4270902742	-	\$394.00
37 Active Housing Assy LH 622 (P35) finish only	4270902743	-	\$394.00
37 Active Housing Assy LH 626 (US26D) finish only	CASE.243	-	\$1,071.00

37 ACTIVE HOUSING ASSEMBLY RH			
RH = Lock Stile assembly for RHR device			
Description	Specify		Price
	Part number	Finish	
37 Active Housing Assy RH 689 (P28) finish only	4270902746	-	\$369.00
37 Active Housing Assy RH 695 (P13) finish only	4270902748	-	\$394.00
37 Active Housing Assy RH 622 (P35) finish only	4270902749	-	\$394.00
37 Active Housing Assy RH 626 (US26D) finish only	CASE.229	-	\$1,071.00

38 HOUSING ASSEMBLY			
(Includes housing, retainer spring, retainer, dog screw, & mounting screws)			
Description	Specify		Price
	Part number	Finish	
38 Housing Assy 689 (P28) finish only	4270902787	-	\$206.00
38 Housing Assy 695 (P13) finish only	4270902789	-	\$206.00
38 Housing Assy 622 (P35) finish only	4270902790	-	\$206.00
38 Housing Assy 626 (US26D) finish only	HOUSING.231	-	\$584.00

39 CROSSBAR 41"			
Description	Specify		Price
	Part number	Finish	
39 Crossbar 41" 689 (P28) finish only	47285197	-	\$206.00
39 Crossbar 41" 710 (DC13) finish only	47285197	-	\$222.00
39 Crossbar 41" 622 (P35) finish only	47285197	-	\$222.00

CROSSBAR 48"			
Description	Specify		Price
	Part number	Finish	
Crossbar 48" 689 (P28) finish only	47286482	-	\$233.00
Crossbar 48" 710 (DC13) finish only	47286482	-	\$254.00
Crossbar 48" 622 (P35) finish only	47286482	-	\$254.00

NOTE: 1990/2090 Lever arms and housing assemblies in US finishes are not compatible with 990/1090 components. Replace with appropriate end case assembly or active housing assembly.

605	606	612	613	619	622	625	626
US3	US4	US10	US10B	US15	US19	US26	US26D
628	629	630	643e	689	695	710	711
US28	US32	US32D	-	SP28	SP313	313	DC35

MULLIONS

STEEL MULLIONS					
Description	For openings up to:	Specify		689	Black Prime Coat
		Model number	Finish		
Steel mullion (2" x 3") For use with 25/24/19 Rim devices only	7' 2"	4023	.[Finish]	\$588.00	-
	8' 2"			\$638.00	-
	10' 2"			\$742.00	-
Steel mullion (2" x 3") Fire-rated, For use with 25/24/19 Fire-rated Rim devices only	7' 3"	F4023	.[Finish]	\$845.00	-
	8' 3"			\$911.00	-
Steel mullion (1-1/2" x 2-1/2") For use with 25/24/19 Rim devices only	7' 2"	2923	-	-	\$526.00
	8' 2"			-	\$568.00
	9' 2"			-	\$614.00

ALUMINUM MULLIONS					
Description	For openings up to:	Specify		628	710, 711
		Model number	Finish		
Aluminum mullion For use with 2090 Rim devices only (STK70 Adjustable mortise strike supplied)	7' 2"	RM70	.[Finish]	\$1,071.00	-
	8' 2"			\$1,152.00	-
	9' 2"			\$1,240.00	-
	10' 2"			\$1,325.00	-
	7' 2"			-	\$1,134.00
	8' 2"			-	\$1,220.00
	9' 2"			-	\$1,301.00
	10' 2"			-	\$1,386.00
Aluminum mullion For use with 1590 Rim devices only (STK150 Adjustable mortise strike supplied)	7' 2"	RM150	.[Finish]	\$1,090.00	-
	8' 2"			\$1,178.00	-
	9' 2"			\$1,262.00	-
	10' 2"			\$1,348.00	-
	7' 2"			-	\$1,152.00
	8' 2"			-	\$1,241.00
	9' 2"			-	\$1,330.00
	10' 2"			-	\$1,420.00
Aluminum mullion For use with 1790 Rim devices only (STK170 Adjustable mortise strike supplied)	7' 2"	RM170	.[Finish]	\$1,071.00	-
	8' 2"			\$1,152.00	-
	9' 2"			\$1,240.00	-
	10' 2"			\$1,325.00	-
	7' 2"			-	\$1,134.00
	8' 2"			-	\$1,220.00
	9' 2"			-	\$1,301.00
	10' 2"			-	\$1,386.00

- Mullions shipped complete with mounting brackets, screws, and stabilizers (for aluminum mullions). Strikes are not included, except where indicated. Order with exit devices when required.
- Aluminum mullions for use with doors with stiles as narrow as 1-1/4", reinforced with steel insertions.
- Blank mullions (without strike preparation) are available at the same price as standard mullions. Consult factory for more information.
- Mullions can be cut down in field if unique heights under 10' 2" are required.
- Steel mullions 4023 and F4023 now ship with a new design. Parts purchased prior to September 1, 2014 are not retrofittable.

605	606	612	613	619	622	625	626
US3	US4	US10	US10B	US15	US19	US26	US26D
628	629	630	643e	689	695	710	711
US28	US32	US32D	-	SP28	SP313	313	DC35

MULLIONS

STEEL MULLION OPTIONS & ACCESSORIES			
Description	Specify		689
	Prefix	Finish	
KR-4023 Mullion keyed removable mullion option (For use with 25/24/19 Rim devices only)	KR	.[Finish]	\$536.00
KR-F4023 Mullion keyed removable fire-rated mullion option (For use with 25/24/19 Fire-rated Rim devices)	KR	.[Finish]	\$799.00

HURRICANE WIND ONLY-RATED MULLIONS				
Description	Specify		689	Black Prime Coat
	Prefix	Finish		
HW-4023	HW	.[Finish]	\$74.00	-
HW-F4023	HW	.[Finish]	\$149.00	-
HW-2923	HW	.[Finish]	-	\$74.00

PARTS AND ACCESSORIES

MULLION ACCESSORIES			
Description	Specify		689
	Model number	Finish	
Keyed removable kit for existing 4023 mullion	050168	.[Finish]	\$759.00
Keyed removable kit for existing F4023 mullion	050169	.[Finish]	\$837.00

MULLION PARTS							
Description	Specify		Non-finished	689	710, 711	628	630
	Model number	Finish					
Top fitting for 4023 mullion	050335	.[Finish]	-	\$104.00	-	-	-
Top fitting for F4023 mullion	050391	.[Finish]	-	\$269.00	-	-	-
Bottom fitting for 4023 and KR-4023 mullion	050390	.[Finish]	-	\$102.00	-	-	-
Bottom fitting for F4023 and KR-F4023 mullion	050392	.[Finish]	-	\$269.00	-	-	-
KR-4023 Mullion adjustment shim plate	971212	.[Finish]	\$19.00	-	-	-	-
KR-F4023 Mullion adjustment shim plate	971313	.[Finish]	-	\$64.00	-	-	-
KR-4023 Mullion top fitting	971340	.[Finish]	-	\$158.00	-	-	-
KR-F4023 Mullion top fitting	971312	.[Finish]	-	\$181.00	-	-	-
KR-4023/KR-F4023 Mullion cylinder locking washer	971328	.[Finish]	\$27.00	-	-	-	-
KR-F4023 Mullion stabilizers (set of 4, 2 attach to the mullion and 2 attach to the door)	050054	.[Finish]	-	\$147.00	-	-	-
KR-4023/KR-F4023 Mullion cylinder lock nut	050526	.[Finish]	\$21.00	-	-	-	-
KR-4023 Mullion mounting package	900409	.[Finish]	-	\$109.00	-	-	-
KR-F4023 Mullion mounting package	900410	.[Finish]	-	\$91.00	-	-	-
KR-F4023 Bottom fitting screw package	900411	.[Finish]	\$37.00	-	-	-	-

Steel mullions 4023 and F4023 now ship with a new design. Parts listed above are not retrofittable to mullions purchased prior to September 1, 2014. Please consult factory for more information.

25 SERIES

24 SERIES

19 SERIES

20 SERIES

1690/1790 SERIES

1990/2090 SERIES

ACCESSORIES

605	606	612	613	619	622	625	626
US3	US4	US10	US10B	US15	US19	US26	US26D
628	629	630	643e	689	695	710	711
US28	US32	US32D	-	SP28	SP313	313	DC35

PARTS AND ACCESSORIES

MULLION PARTS							
Description	Specify		Non-finished	689	710, 711	628	630
	Model number	Finish					
KR-F4023 Top fitting screw package	900413	.[Finish]	\$37.00	-	-	-	-
KR Inner mullion back cover plate	971187	.[Finish]	\$36.00	-	-	-	-
Top fittings for 2923 mullion	060104	.[Finish]	\$77.00	-	-	-	-
Bottom fittings for 2923 mullion	060105	.[Finish]	\$77.00	-	-	-	-
Aluminum mullion stabilizers (set of 2)	525	.[Finish]	-	-	\$71.00	\$63.00	-
Adjustable mortise strikes (pair) for use with 2090 Device / RM70 Aluminum mullion	STK70	.[Finish]	-	-	-	-	\$156.00
Adjustable mortise strikes (pair) for use with 1590 Device / RM150 Aluminum mullion	STK150	.[Finish]	-	-	-	-	\$156.00
Adjustable mortise strikes (pair) for use with 1790 Device / RM170 Aluminum mullion	STK170	.[Finish]	-	-	-	-	\$156.00

Steel mullions 4023 and F4023 now ship with a new design. Parts listed above are not retrofittable to mullions purchased prior to September 1, 2014. Please consult factory for more information.

MULLION BRACKET PACKAGES			
Description	Pkg qty	Specify	Price
RM170 Mullion bracket package	Each	4270108954	\$129.00
RM150 Mullion bracket package	Each	4270107489	\$119.00

MULLION ADAPTER PLATES				
Description	Pkg qty	Specify		Price
		Model number	Finish	
Mullion adapter plate - 689 finish only	Each	4270108999	-	\$93.00
Mullion adapter plate - 695 finish only	Each	4270109000	-	\$93.00
Mullion adapter plate - 622 finish only	Each	4270109001	-	\$93.00

605	606	612	613	619	622	625	626
US3	US4	US10	US10B	US15	US19	US26	US26D
628	629	630	643e	689	695	710	711
US28	US32	US32D	-	SP28	SP313	313	DC35

SEX BOLTS

SEX BOLTS				
Description	Specify		Price adjustment	
	Model number	Finish	BRS, 613, 626	605, 606, 612, 695, 629, 630
Thread Size 10-24 3/4" PPHMS, Package of 1 - includes machine screw	2729P	.[Finish]	\$17.00	-
Thread Size 10-24 3/4" FPHMS, Package of 1 - includes machine screw	2729F	.[Finish]	\$17.00	-
Thread Size 1/2-20 3/4" PPHMS, Package of 1 - includes machine screw	4122	.[Finish]	\$17.00	-
Thread Size 1/4-20, Package of 2	325	.[Finish]	-	\$40.00
Thread Size 10-24, Package of 2	425	.[Finish]	-	\$40.00

DELAYED EGRESS SYSTEM

DELAYED EGRESS SYSTEM	Specify	Price
Logic controller *15-Second release delay furnished standard.	DE5300	\$1,487.00

1. Designed to meet both life safety and security and NFPA 101 for "Special Locking Arrangement" and IBC "Special Egress-Control Devices".
2. Release delay over 15 seconds requires a letter of approval from Authority Having Local Jurisdiction. Letter must accompany sales order at time of submission. Order cannot be processed without the letter.
3. A complete delayed egress system requires several components that must be ordered separately:
 - 24 / 25 Device containing a RX switch option.
 - Power Supply PS902 minimum recommendation (See Electronics section on previous page for more information.)
 - Electronic power transfer (EPT) or Power transfer hinge.
 - Magnetic locks - Recommended Schlage electronics M420, M450 or M490 (See Schlage Electronics Security Price Book for more information.)
 - 1-1/4" Mortise cylinder with straight cam installed with a compression ring.

Shared components

- Shared components will receive the lower discount (i.e. components shared with Von Duprin will receive the Von Duprin discount instead of the Falcon discount).

Contents

General closer information269
Available finishes269
Common applications 270
Surface door closers 271
SC60A Series (Light-Medium duty) 273
 Parts and accessories..... 274
SC70A Series (Heavy duty) 275
 Options.....275
 Parts and accessories.....276
SC80A Series (Medium duty)277
 Options..... 277
 Parts and accessories.....278
SC90A Series (Light/Residential duty) 279
 Options.....279
 Parts and accessories.....280
Overhead-concealed.....281
OHC100A Series281
 Parts and accessories.....282
Electromechanical auto operator 283
8200 Series..... 283
 Options and parts..... 283
 Actuators and accessories..... 284

Finish codes and descriptions

BHMA code		Description
622	(MTBK)	Matte Black
689	(AL)	Silver Painted (Resembles Aluminum Finish)
695	(DKBRZ)	Dark Bronze Painted (Spray Duranodic)
696	(BR)	Brass Painted

- OHC100 and OHC101 cylinder and components only available in DKBRZ. VO style arm available in AL or DKBRZ finish.
- 8200 Series Auto Operator only available in AL.

General closer information

Surface mount SC Series

Certifications and listings

- SC60A, SC70A and SC80A Series closers are certified to meet the requirements of ANSI Standard A156.4, Grade 1.
- SC90A Series closers are certified to meet the requirements of ANSI Standard A156.4, Grade 3.
- SC60A, SC70A, SC80A, and SC90A Series closers without hold-open arms are UL10C Fire-rated
- SC61A, SC71A, SC81A, and SC91A Series are designed to meet the American Disabilities Act (ADA) and ANSI A117.1
- SC93A (spring size 3) and SC94A (spring size 4) Series do not meet ADA force requirements.

Covers and hardware:

- SC80A Series closers ship with a standard SLIM cover unless an optional FULL (FC) cover is added to the order line.
- SC60A Series closers ship as LESS cover unless an optional SLIM cover is added to the order line.
- SC90A Series closers ship LESS cover unless an option SLIM cover is added to order line.
- All SC60A/70A/80A/93A/94A closer series are furnished with TBWMS and self-reaming and tapping screws.

Master cartons

- SC90A Series closers are packed with six (6) identical closers per master carton. SC60A and SC80A Rw/PA are packed with six (6) identical closers per master carton. SC60A and SC80A Hw/PA, DS, DS/HO, HD, SS, and SS/HO arms are packed 4 per master carton.
- SC70A Series closers are packed with four (4) identical closers per master carton.

Overhead-concealed OHC100A Series

Certifications and listings

- OHC100A and OHC101A Series closers without hold-open option are listed to UL228.
- OHC101A Series closers are designed to meet the American Disabilities Act (ADA) and ANSI A117.1.
- OHC100A Series closers (spring size 3-5) do not meet ADA force requirements.

Device options

- OHC100A and OHC101A Series closers are available with 90° or 105° of door swing cylinders.
- OHC100A and OHC101A Series closers utilize a 'Hold-Open' feature within the cylinder assembly.
- 'A' Style arm is an End Load (EL) arm
- 'S' Style arm is a Side Load (SL) arm
- 'VO' Style is used on doors hung with offset pivots or butt hinges.
- OHC100A and OHC101A cylinders come standard with DKBRZ finish and components come with AL finish.

Competitive retrofit

OHC100A Series are a retrofit for the following models:

- Norton 4900
- Jackson 20-330
- Global TC7000
- International 100 or 200
- Kawneer Husky II

COMMON APPLICATIONS

	SERIES	DUTY	APPLICATIONS
SC60A SERIES			
SC70A SERIES	SC70A Series	Heavy	<ul style="list-style-type: none"> ▪ Commercial/exterior door ▪ Commercial/interior door ▪ Aluminum store front
SC80A SERIES	SC80A Series	Medium	<ul style="list-style-type: none"> ▪ Commercial/exterior door ▪ Commercial/interior door ▪ Aluminum store front
SC90A SERIES	SC60A Series	Light-Medium	<ul style="list-style-type: none"> ▪ Commercial/exterior door ▪ Commercial/interior door ▪ Aluminum store front
OH100 SERIES	SC90A Series	Light	<ul style="list-style-type: none"> ▪ Commercial/interior door ▪ Aluminum store front
8200/8300 SERIES	OH100A Series	Medium	<ul style="list-style-type: none"> ▪ Aluminum store front ▪ Retail

SURFACE DOOR CLOSERS

SC Series Options overview

Falcon has several options to meet your unique application and/or installation needs. See the options section on each series page in the Falcon Closer price list for available options by Series. Please contact **Falcon Closer Customer Care at (877) 671-7011** for additional information. As always, we appreciate your business!

Cylinder options

- **STD: Standard Cylinder.** Cylinder will provide consistent door control throughout the opening and closing cycle. Independent backcheck, main speed and latch speed are field adjustable regulation valves and incorporated into the cylinder.
- **CYLDEL: Delay Action Cylinder.** Cylinder will provide consistent door control throughout the opening and closing cycle but includes an extra regulation valve that allows the door to slowly close (delay) as it begins to send the door back to latch (approximately 70°). Independent backcheck, main speed and latch speed are field adjustable regulation valves and incorporated into the cylinder.

Cover options

- **STD: Standard Cover.** Cover will enclose the cylinder body with the exception of the unused pinion shaft. A shaft cover will be included to cover the unused pinion shaft.
- **SLIMCOV: Slim Cover.** Cover will enclose the cylinder body with the exception of the unused pinion shaft. A shaft cover will be included to cover the unused pinion shaft.
- **FULLCOV: Full Cover.** Cover will enclose the entire cylinder body, including the unused pinion shaft.

Fastener pack option

- **TBWMS: Through Bolt, Wood, and Machine Screws.** Fasteners for installation on wood, hollow metal or aluminum store front type doors. Through bolts for installations on 1-3/4" thick, hollow core doors are included. SC60A/SC70A/SC80A/SC93A/SC94A faster pack will contain TBWMS and self-reaming and tapping screws.

ADA Accessibility requirements

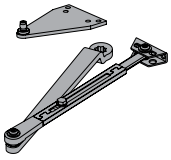
- Product Information: Closers are preset for standard spring power or can be adjusted in the field to generate the 5 lbs. of opening force (36" wide, interior door) requirements for ADA (Sections 4.13.10 and/or 4.13.11) and the ANSI Standard A117.1 (Sections 4.13.10 and/or 4.13.11).
- Product Information: Closers installed with the delay (CYLDEL) cylinder option will also comply with the additional advisory suggestions for ADA (Section 4.13.10) and ANSI A117.1 (Section 4.13.10).

Arm options

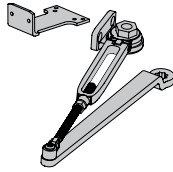
- **RWPA: Regular Arm with Parallel Arm Bracket.** Includes adjustable forearm assembly to accommodate a variety of door types and frame conditions. Parallel Arm (PA) bracket allows closer to be installed on the 'push' side of the door in a parallel arm type configuration.
- **HWPA: Hold-Open Arm with Parallel Arm Bracket.** Includes adjustable forearm assembly to accommodate a variety of door types and frame conditions. Parallel Arm (PA) bracket allows closer to be installed on the 'push' side of the door in a parallel arm type configuration. Hold open function adjustable at the arm shoe.
- **HDP A: Heavy Duty Arm with Parallel Arm Bracket.** Includes a stamped steel main arm and forearm for added durability in potentially high traffic and/or abusive applications. Parallel Arm (PA) bracket is a permanent feature, installation on 'push' side of the door in a parallel arm type configuration is required.
- **FA: Forged Arm.** Extra heavy duty arm with parallel arm bracket. Includes a forged steel main arm and forearm for maximum durability in high traffic and/or abusive applications. Parallel Arm (PA) bracket is a permanent feature, installation on 'push' side of the door in a parallel arm type configuration is required.
- **FAHO: Forged Arm with Hold-Open.** Extra heavy duty arm with parallel arm bracket that incorporates a hold open feature. Includes a forged steel main arm and forearm for maximum durability in high traffic and/or abusive applications. Parallel Arm (PA) bracket is a permanent feature, installation on 'push' side of the door in a parallel arm type configuration is required.
- **DS: Dead Stop Arm.** Heavy duty arm with parallel arm bracket that incorporates a positive mechanical stop. Includes a stamped steel main arm and forearm for added durability in potentially high traffic and or abusive applications. Parallel Arm (PA) bracket is a permanent feature, installation on 'push' side of the door in a parallel arm type configuration is required.
- **DSHO: Dead Stop Arm with Hold-Open.** Heavy duty arm with parallel arm bracket that incorporates a positive mechanical stop and hold open feature. Includes a stamped steel main arm and forearm for added durability in potentially high traffic and or abusive applications. Parallel Arm (PA) bracket is a permanent feature, installation on 'push' side of the door in a parallel arm type configuration is required. Hold open function is manually selected with a 'thumb turn' feature built into the main portion of the arm.
- **SS: Spring-N-Stop Arm.** Extra heavy duty arm with parallel arm bracket that incorporates an integral spring stop. Includes a forged steel main arm and forearm for maximum durability in high traffic and/or abusive applications. Parallel Arm (PA) bracket is a permanent feature, installation on 'push' side of the door in a parallel arm type configuration is required.
- **SSHO: Spring-N-Stop Arm with Hold-Open.** Extra heavy duty arm with parallel arm bracket that incorporates an integral spring stop and hold open feature. Includes a forged steel main arm and forearm for maximum durability in high traffic and/or abusive applications. Parallel Arm (PA) bracket is a permanent feature, installation on 'push' side of the door in a parallel arm type configuration is required.

SC Series Arm types

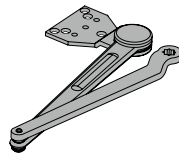
RWPA




HWPA



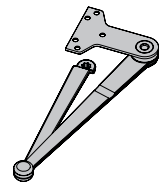
HDPA



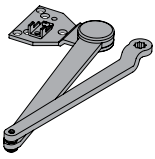
FA



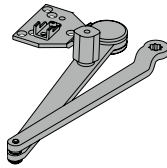
FAHO



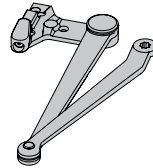
DS



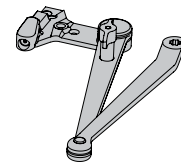
DSHO



SS

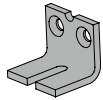


SSHO

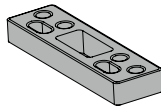


SC Series Installation accessories

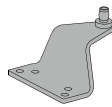
Soffit shoe support



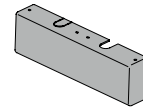
Blade stop spacer



Auxiliary shoe



Standard cover



Slim cover

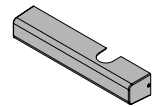


Plate (PA)

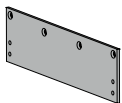


Plate (FC)

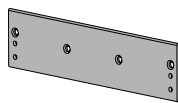
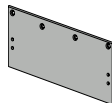


Plate (PAFC)



Pinion cap



Handing required

SC60A SERIES

SC70A SERIES

SC80A SERIES

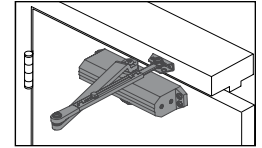
SC90A SERIES

OH100 SERIES

8200/8300 SERIES

SC60A SERIES

This light- to medium-duty closer is designed for commercial applications like a small boutique or office.



622	689	695	696
MTBK	AL	DKBRZ	BR

ACN for these commonly ordered products			PRICE			
			622	689	695	696
DEFAULT CONFIGURATIONS						
Model	Arm	Finish				
SC61A	RWPA	[Finish]		\$237.00		
SC61A	HWP	[Finish]		\$271.00		
SC61A	HDP	[Finish]		\$271.00		
SC61A	DS	[Finish]		\$299.00		
SC61A	DSHO	[Finish]		\$331.00		
SC61A	SS	[Finish]		\$392.00		
SC61A	SSH	[Finish]		\$417.00		

DEFAULT AND COMMON CONFIGURATIONS

Pricing includes default options shown at left unless otherwise specified. Specification rules, additional options, and pricing adders are shown in the tables below.

Cylinder

Cast Aluminum Cylinder Assembly (CYL)

Cover

Less Cover (LESSCOV)

Screw package

Through Bolt Self Reaming and Tapping Wood and Machine Screws (TBWMSRT)

SPECIFICATION RULES, ADDITIONAL OPTIONS, & PRICING ADDERS

Order of attributes when placing an order for a non-standard configuration. See parts section for individual parts pricing. Attributes shown in CAPS are required. Other attributes are required only if you are deviating from the product's default.

MODEL . ARM TYPE . FINISH . Cover

COVER	Specify	Price adjustment
Less Cover (LESSCOV) - Default	-	-
Slim Line Plastic Cover	SLIMPC	\$21.00

Handing required

PARTS AND ACCESSORIES

Finishes

622	Matte Black (MTBK)
689	Silver Painted (AL)
695	Dark Bronze Painted (DKBRZ)
696	Brass Painted (BR)

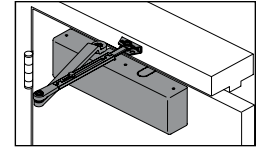
SC60A Series	Specify		Price
	Part number	Finish	
Standard cylinder	SC61A-3071	.[Finish]	\$146.00
Slim cover	SC60A-72	.[Finish]	\$21.00
Regular arm with PA bracket	SC60A-3077/PA	.[Finish]	\$92.00
Hold-open arm with PA bracket	SC60A-3049/PA	.[Finish]	\$126.00
Heavy duty parallel arm	SC60A-3077HD	.[Finish]	\$126.00
Dead stop parallel arm	SC60A-3077DS	.[Finish]	\$149.00
Hold-open dead stop parallel arm	SC60A-3049DS	.[Finish]	\$183.00
Spring-N-Stop arm	SC60A-3077SS	.[Finish]	\$245.00
Hold-open Spring-N-Stop arm	SC60A-3049SS	.[Finish]	\$274.00
Mounting plate - Top jamb	SC60A-18	.[Finish]	\$45.00
Mounting plate - Push side	SC60A-18PA	.[Finish]	\$45.00
Cush shoe support	SC60A-30	.[Finish]	\$31.00
Blade stop spacer	SC60A-61	.[Finish]	\$35.00
Offset auxiliary shoe	SC60A-62A	.[Finish]	\$40.00
SC60A/80A Standard screw pack 689 finish replacing 42824	043156626427	-	\$16.00
SC60A/80A Standard screw pack 695 finish replacing 42833	043156626465	-	\$16.00
SC60A/80A Standard screw pack 696 finish replacing 42840	043156626441	-	\$16.00
SC60A/80A Screw pack for affixed parallel arm shoe 689 - in addition to 043156626427	043156626434	-	\$16.00
SC60A/80A Screw pack for affixed parallel arm shoe 695 - in addition to 043156626465	043156626472	-	\$16.00
SC60A/80A Screw pack for affixed parallel arm shoe 696 - in addition to 043156626441	043156626458	-	\$16.00
SC60A/80A Pinion cap 689	043156618422	-	\$11.00
SC60A/80A Pinion cap 695	043156618446	-	\$11.00
SC60A/80A Pinion cap 696	043156618439	-	\$11.00
SC60A/80A Pinion cap 622	043156618453	-	\$11.00

Note: Matte Black (622) and Dark Bronze (695) closers share the same screw finish.

Handing required

SC70A SERIES

This heavy-duty closer is designed for busy commercial and institutional applications.



622	689	695	696
MTBK	AL	DKBRZ	BR

ACN for these commonly ordered products			PRICE			
			622	689	695	696
DEFAULT CONFIGURATIONS						
Model	Arm	Finish				
SC71A	RWPA	[Finish]	\$466.00			
SC71A	HWP	[Finish]	\$497.00			
SC71A	HDP	[Finish]	\$497.00			
SC71A	FA	[Finish]	\$521.00			
☞ SC71A	FAHO	[Finish]	\$557.00			
SC71A	DS	[Finish]	\$523.00			
SC71A	DSHO	[Finish]	\$559.00			
SC71A	SS	[Finish]	\$620.00			
SC71A	SSHO	[Finish]	\$647.00			

DEFAULT AND COMMON CONFIGURATIONS

Pricing includes default options shown at left unless otherwise specified. Specification rules, additional options, and pricing adders are shown in the tables below.

Cylinder

Cast Aluminum Cylinder Assembly (CYL)

Cover

Full Plastic Cover (FPC)

Screw package

Through Bolt Self Reaming and Tapping Wood and Machine Screws (TBWMSRT)

SPECIFICATION RULES, ADDITIONAL OPTIONS, & PRICING ADDERS

Order of attributes when placing an order for a non-standard configuration. See parts section for individual parts pricing. Attributes shown in CAPS are required. Other attributes are required only if you are deviating from the product's default.

MODEL . ARM TYPE . FINISH . Cover

CYLINDER	Specify	Price adjustment
Cast Aluminum Cylinder Assembly (CYL) - Default	-	-
Delay Action Cylinder (N/A in Matte Black)	CYLDEL	\$41.00


COVER	Specify	Price adjustment
Full Plastic Cover (FPC) - Default	-	-

☞ Handing required


PARTS AND ACCESSORIES

Finishes

622	Matte Black (MTBK)
689	Silver Painted (AL)
695	Dark Bronze Painted (DKBRZ)
696	Brass Painted (BR)

SC70A Series	Specify		Price
	Part number	Finish	
Standard cylinder	SC71A-3071	.[Finish]	\$349.00
Delay cylinder (N/A in Matte Black)	SC71A-3071DEL	.[Finish]	\$398.00
Full cover	SC70A-72	.[Finish]	\$26.00
Regular arm with PA bracket	SC70A-3077/PA	.[Finish]	\$92.00
Hold open arm with PA bracket	SC70A-3049/PA	.[Finish]	\$126.00
Heavy duty parallel arm	SC70A-3077HD	.[Finish]	\$126.00
Forged parallel arm	SC70A-3077FA	.[Finish]	\$147.00
 Hold-open forged parallel arm	SC70A-3049FA	.[Finish]	\$180.00
Dead stop parallel arm	SC70A-3077DS	.[Finish]	\$149.00
Hold-open dead stop parallel arm	SC70A-3049DS	.[Finish]	\$183.00
Spring-n-stop arm	SC70A-3077SS	.[Finish]	\$245.00
Hold-open Spring-N-Stop arm	SC70A-3049SS	.[Finish]	\$274.00
Narrow frame back plate	SC70A-18	.[Finish]	\$79.00
Narrow top rail drop plate	SC70A-18PA	.[Finish]	\$79.00
Cush shoe support	SC70A-30	.[Finish]	\$31.00
Blade stop spacer	SC70A-61	.[Finish]	\$35.00
Offset auxiliary shoe	SC70A-62A	.[Finish]	\$40.00
SC70A Standard screw pack 689	043156649228	-	\$16.00
SC70A Standard screw pack 695	043156649242	-	\$16.00
SC70A Standard screw pack 696	043156649235	-	\$16.00

Note: Matte Black (622) and Dark Bronze (695) closers share the same screw finish.

 Handing required

SC60A SERIES

SC70A SERIES

SC80A SERIES

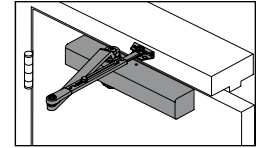
SC90A SERIES

OHCI00 SERIES

8200/8300 SERIES

SC80A SERIES

This medium-duty closer is designed for residential and commercial applications.



622	689	695	696
MTBK	AL	DKBRZ	BR

ACN for these commonly ordered products			PRICE			
			622	689	695	696
DEFAULT CONFIGURATIONS						
Model	Arm	Finish				
SC81A	RWPA	[Finish]		\$298.00		
SC81A	HWPA	[Finish]		\$329.00		
SC81A	HDP A	[Finish]		\$329.00		
SC81A	DS	[Finish]		\$357.00		
SC81A	DSHO	[Finish]		\$389.00		
SC81A	SS	[Finish]		\$452.00		
SC81A	SSHO	[Finish]		\$477.00		

DEFAULT AND COMMON CONFIGURATIONS

Pricing includes default options shown at left unless otherwise specified. Specification rules, additional options, and pricing adders are shown in the tables below.

Cylinder

Cast Aluminum Cylinder Assembly (CYL)

Cover

Slim Cover (SLIMCOV)

Screw package

Through Bolt Self Reaming and Tapping Wood and Machine Screws (TBWSSRT)

SPECIFICATION RULES, ADDITIONAL OPTIONS, & PRICING ADDERS

Order of attributes when placing an order for a non-standard configuration. See parts section for individual parts pricing. Attributes shown in CAPS are required. Other attributes are required only if you are deviating from the product's default.

MODEL . ARM TYPE . FINISH . Cover

CYLINDER	Specify	Price adjustment
Cast Aluminum Cylinder Assembly (CYL) - Default	-	-
Delay Action Cylinder (N/A in Matte Black)	CYLDEL	\$41.00

COVER	Specify	Price adjustment
Slim Cover (SLIMCOV) - Default	-	-
Full Cover (FULLCOV)	FC	\$12.00

Handing required

PARTS AND ACCESSORIES

Finishes

622	Matte Black (MTBK)
689	Silver Painted (AL)
695	Dark Bronze Painted (DKBRZ)
696	Brass Painted (BR)

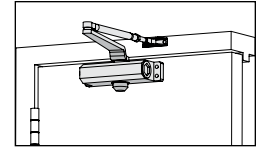
SC80A Series	Specify		Price
	Part number	Finish	
Standard cylinder	SC81A-3071	.[Finish]	\$191.00
Delay cylinder - not available in Matte Black (622)	SC81A-3071DEL	.[Finish]	\$239.00
Slim cover	SC80A-72	.[Finish]	\$17.00
Full cover	SC81A-72FC	.[Finish]	\$26.00
Regular arm w/ PA bracket	SC81A-3077/PA	.[Finish]	\$92.00
Hold open arm w/ PA bracket	SC81A-3049/PA	.[Finish]	\$126.00
Heavy duty parallel arm	SC81A-3077HD	.[Finish]	\$126.00
Dead stop parallel arm	SC81A-3077DS	.[Finish]	\$149.00
Hold-open dead stop parallel arm	SC81A-3049DS	.[Finish]	\$183.00
Spring-n-stop arm	SC81A-3077SS	.[Finish]	\$245.00
Hold-open Spring-n-stop arm	SC81A-3049SS	.[Finish]	\$274.00
Mounting plate - Top jamb	SC81A-18	.[Finish]	\$45.00
Mounting plate - Top jamb for full cover	SC81A-18FC	.[Finish]	\$45.00
Mounting plate - PA	SC81A-18PA	.[Finish]	\$45.00
Mounting plate - PA for full cover	SC81A-18PAFC	.[Finish]	\$45.00
Cush shoe support	SC81A-30	.[Finish]	\$31.00
Blade stop spacer	SC81A-61	.[Finish]	\$35.00
Offset auxiliary shoe	SC81A-62A	.[Finish]	\$40.00
SC60A/80A Standard screw pack 689	043156626427	-	\$16.00
SC60A/80A Standard screw pack 695	043156626465	-	\$16.00
SC60A/80A Standard screw pack 696	043156626441	-	\$16.00
SC60A/80A Screw pack for affixed parallel arm shoe 689 - in addition to 043156626427	043156626434	-	\$16.00
SC60A/80A Screw pack for affixed parallel arm shoe 695 - in addition to 043156626465	043156626472	-	\$16.00
SC60A/80A Screw pack for affixed parallel arm shoe 696 - in addition to 043156626441	043156626458	-	\$16.00
SC60A/80A Pinion cap 689	043156618422	-	\$11.00
SC60A/80A Pinion cap 695	043156618446	-	\$11.00
SC60A/80A Pinion cap 696	043156618439	-	\$11.00
SC60A/80A Pinion cap 622	043156618453	-	\$11.00

Note: Matte Black (622) and Dark Bronze (695) closers share the same screw finish.

Handing required

SC90A SERIES

This light-duty closer is designed for interior residential and light commercial applications.



689	695
AL	DKBRZ

ACN for these commonly ordered products			PRICE	
			689	695
DEFAULT CONFIGURATIONS				
Model	Arm	Finish		
SC91A	RWPA	[Finish]	\$173.00	
SC91A	HWPA	[Finish]	\$206.00	
SC93A	RWPA	[Finish]	\$173.00	
SC94A	RWPA	[Finish]	\$173.00	

Less Back Check option is available on SC91 RWPA AL, SC93 RWPA AL, SC94 RWPA AL and DKB. See below for pricing.

DEFAULT AND COMMON CONFIGURATIONS

Pricing includes default options shown at left unless otherwise specified. Specification rules, additional options, and pricing adders are shown in the tables below.

Cylinder

Cast Aluminum Cylinder Assembly with Adjustable Backcheck (CYL)

Cover

Less Cover (LESSCOV)

Screw package

Through Bolt Self Reaming and Tapping Wood and Machine Screws (TBWMSSRT)

SPECIFICATION RULES, ADDITIONAL OPTIONS, & PRICING ADDERS

Order of attributes when placing an order for a non-standard configuration. See parts section for individual parts pricing. Attributes shown in CAPS are required. Other attributes are required only if you are deviating from the product's default.

MODEL . ARM TYPE . FINISH . Cover

CYLINDER	Specify	Price adjustment
Cast Aluminum Cylinder Assembly with Adjustable Backcheck (CYL) - Default	-	-
Cast Aluminum Cylinder Assembly with Less Backcheck	LESSBC	-\$12.00

COVER	Specify	Price adjustment
Less Cover (LESSCOV) - Default	-	-
Standard Cover (SC93A and SC94A only)	STD	\$25.00

Handing required

PARTS AND ACCESSORIES

Finishes

- 689 Silver Painted (AL)
- 695 Dark Bronze Painted (DKBRZ)
- 696 Brass Painted (BR)

SC90A Series	Specify		Price
	Part number	Finish	
Mounting plate - Top jamb	SC90A-18	.[Finish]	\$45.00
Mounting plate - Push side	SC90A-18PA	.[Finish]	\$45.00
SC90 Pinion cap 689	043156654352	.[Finish]	\$11.00
SC90 Pinion cap 695	043156654369	.[Finish]	\$11.00

SC60A SERIES

SC70A SERIES

SC80A SERIES

SC90A SERIES

OHCT100 SERIES

8200/8300 SERIES

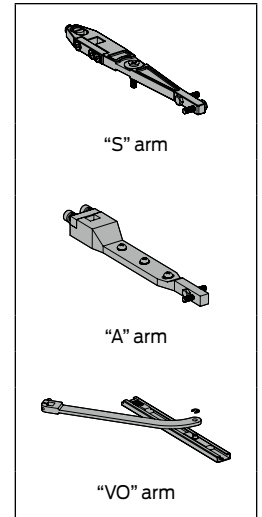
Handing required

OHC100 SERIES

These overhead concealed closers are designed for a neat aesthetic while still providing durability and reliability.

ACN for these commonly ordered products					695
					DKBRZ
					PRICE
					695
DEFAULT CONFIGURATIONS					
Model	Door Swing Degree/ Hold Open Option	Arm	Finish	Size	
OHC100A	HO90	EL-DP		Adjustable 3-5	\$423.00
OHC101A	HO90	EL-DP		Adjustable 1-3	\$423.00
OHC100A	HO90	VO ¹	[Finish]	Adjustable 3-5	\$423.00
OHC101A	HO90	VO ¹	[Finish]	Adjustable 1-3	\$423.00
OHC100A	HO90	SL/GE		Adjustable 3-5	\$423.00
OHC101A	HO90	SL/GE		Adjustable 1-3	\$423.00
OHC100A	S105	EL-DP		Adjustable 3-5	\$423.00
OHC101A	S105	EL-DP		Adjustable 1-3	\$423.00
OHC100A	S105	VO ¹	[Finish]	Adjustable 3-5	\$423.00
OHC101A	S105	VO ¹	[Finish]	Adjustable 1-3	\$423.00
OHC100A	S105	SL/GE		Adjustable 3-5	\$423.00
OHC101A	S105	SL/GE		Adjustable 1-3	\$423.00
OHC100A	H105	EL-DP		Adjustable 3-5	\$423.00
OHC101A	H105	EL-DP		Adjustable 1-3	\$423.00
OHC100A	H105	VO ¹	[Finish]	Adjustable 3-5	\$423.00
OHC101A	H105	VO ¹	[Finish]	Adjustable 1-3	\$423.00
OHC100A	H105	SL/GE		Adjustable 3-5	\$423.00
OHC101A	H105	SL/GE		Adjustable 1-3	\$423.00
OHC100A	S90	EL-DP		Adjustable 3-5	\$423.00
OHC101A	S90	EL-DP		Adjustable 1-3	\$423.00
OHC100A	S90	VO ¹	[Finish]	Adjustable 3-5	\$423.00
OHC101A	S90	VO ¹	[Finish]	Adjustable 1-3	\$423.00
OHC100A	S90	SL/GE		Adjustable 3-5	\$423.00
OHC101A	S90	SL/GE		Adjustable 1-3	\$423.00

- OHC100A and OHC101A Series closers utilize a 'Hold-Open' feature within the cylinder assembly.
- OHC100A Series closers (Sizes 3-5) do not meet ADA force requirements.



DEFAULT AND COMMON CONFIGURATIONS

Pricing includes default options shown at left unless otherwise specified. Specification rules, additional options, and pricing adders are shown in the tables at left.

Screw package

Wood and Machine Screws (WMS)

PARTS AND ACCESSORIES

Finishes

- 689 Silver Painted (AL)
- 695 Dark Bronze Painted (DKBRZ)

OHC100 Series	Specify		Price
	Part number	Finish	
Standard 90° cylinder (adjustable sizes 3–5)	OHC100-S090	-	\$375.00
Standard 90° cylinder (adjustable sizes 1–3)	OHC101-S090	-	\$375.00
Hold-open 90° cylinder (adjustable sizes 3–5)	OHC100-H090	-	\$375.00
Hold-open 90° cylinder (adjustable sizes 1–3)	OHC101-H090	-	\$375.00
Standard 105° cylinder (adjustable sizes 3–5)	OHC100-S105	-	\$375.00
Standard 105° cylinder (adjustable sizes 1–3)	OHC101-S105	-	\$375.00
Hold-Open 105° cylinder (adjustable sizes 3–5)	OHC100-H105	-	\$375.00
Hold-Open 105° cylinder (adjustable sizes 1–3)	OHC101-H105	-	\$375.00
Mounting bracket and hardware	OHC100-AFK	-	\$34.00
“A” Style End Load arm	OHC100-EL	-	\$100.00
“S” Style Side Load arm	OHC100-SL	-	\$71.00
“VO” Style offset arm and track ^{2,3}	OHC100-VO	-	\$100.00
Center hung floor pivot used with Side Load arm	OHC100-GE	-	\$59.00
Center hung floor pivot used with End Load arm	OHC100-DP	-	\$59.00

1. OHC100 series cylinder are available only in 695 finish.
2. Mounting Bracket/Hardware and Arms are available only in 689 finish with the exception of VO Style.
3. VO style offset arm and track are available in both 689 or 695 finishes.

Handing required

SC60A SERIES

SC70A SERIES

SC80A SERIES

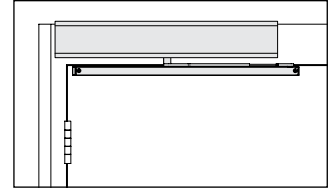
SC90A SERIES

OHC100 SERIES

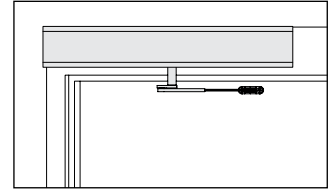
8200/8300 SERIES

8200 SERIES

The Falcon 8200 Series automatic operator ensures smooth, convenient door opening for areas requiring easy accessibility and ADA compliance.



8230 Series



8240 Series

8200 SERIES AUTO OPERATOR		
Description	Specify	Price
Pull side (STD)	8231	\$3,364.00
Push side (REG)	8242	\$3,364.00

Ships with standard 26" length cover.

8230 SERIES AUTO OPERATOR PARTS		
Description	Specify	Price
Standard arm	8230-3077T	\$196.00
Standard arm with track	8230-3077PLCM	\$283.00
Track	8230-3038	\$100.00
Metal cover	8230-72MC	\$155.00
Screw pack	8230-MS	\$26.00
Mounting bracket	8230-3018	\$378.00
Track roller	8230-3034	\$27.00
Motor gearbox assembly	8230-3454	\$2,049.00
Control box	8230-3462	\$1,354.00
A/C Power cable	8230-3498-2A	\$55.00

8240 SERIES AUTO OPERATOR PARTS		
Description	Specify	Price
Regular arm	8240-3077	\$158.00
Metal cover	8240-72MC	\$155.00
Screw pack	8240-MS	\$26.00
Main arm	8240-77	\$146.00
Rod	8240-79	\$27.00
Mounting bracket	8240-3018	\$378.00
Motor gearbox assembly	8240-3454	\$2,049.00
Control box	8240-3462	\$1,354.00
A/C Power cable	8240-3498-2A	\$55.00

DEFAULT AND COMMON CONFIGURATIONS

Pricing includes default options shown at left unless otherwise specified. Specification rules, additional options, and pricing adders are shown in the tables at left.

Arm type 8231

Standard Track Arm (STD)

Arm type 8242

Regular Arm (REGARM)

Cover

Metal Cover (MC)

Screw package

Machine Screws (MS)

8300 SERIES ACTUATORS



8310-852T

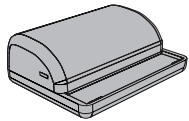
WALL MOUNT ACTUATOR - 6" round		
Logo with text	Specify	Price
Actuator, 6" round, logo, text	8310-852T	\$417.00



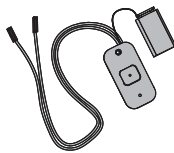
8310-818T

JAMB MOUNT ACTUATOR - 1-1/2" x 4-3/4" rectangle - interior installation only		
Logo with text	Specify	Price
Actuator, 1-1/2" x 4-3/4" rectangle, logo, text	8310-818T	\$276.00

OPTIONAL ACTUATOR ACCESSORIES		
Weather rings	Specify	Price
Weather ring, 6" round. Can be used with any 6" round actuator.	8310-802	\$37.00
Boxes	Specify	Price
Jamb box only, 1-1/2" x 4-3/4" rectangle, flush mount. Should be used on an interior installation. Can be used with any 1-1/2" x 4-3/4" jamb mount actuator.	8310-819F	\$60.00
Jamb box only, 1-1/2" x 4-3/4", rectangle, surface mount. Should be used on an interior installation only. Can be used with any 1-1/2" x 4-3/4" jamb mount actuator	8310-819S	\$60.00
Box only, 6" round, flush mount. Can be used with any 6" round actuator.	8310-869F	\$254.00
Box only, 6" round, surface mount. Can be used with any 6" round actuator.	8310-869S	\$254.00



8310-865



8310-844

TOUCHLESS ACTUATOR TRANSMITTERS & RECEIVERS		
Receivers	Specify	Price
Receiver, wireless, 1 channel, sequencing feature. Used in conjunction with wireless transmitters.	8310-865	\$328.00
Transmitters	Specify	Price
Transmitter, wireless, 1 channel, wall mount, 9V. Used to convert standard wall mount actuator to wireless. Requires 8310-865 receiver.	8310-844	\$312.00
Transmitter, wireless, 1 channel, jamb mount, 3V. Used to convert standard jamb mount actuator to wireless. Requires 8310-865 Receiver.	8310-844J	\$312.00
Transmitter, wireless, 1 channel, handheld, 9V. Requires 8310-865 receiver.	8310-861	\$312.00

Additional actuators and accessories are available through LCN - please see the LCN Price Book..




✎ Handing required

SC60A SERIES
SC70A SERIES
SC80A SERIES
SC90A SERIES
OH100 SERIES
8200/8300 SERIES

POWER SUPPLIES

Standard features

- UL294 Listed for access control
- Class 2 rated power limited output
- Universal 120-240 VAC input
- Regulated and filtered DC outputs
- AC input, battery and DC output LED indications
- Plug and play connectors for optional distribution boards
- AC input status indication on outside cover
- AC monitoring
- 14" H x 12" W x 4" D enclosure

	MODEL	INPUT VOLTAGE	OUTPUT VOLTAGE	CERTIFICATIONS
	PS902	120/240 VAC, 50/60 Hz, universal input	<ul style="list-style-type: none"> ▪ 2A @ 12 or 24 VDC ▪ Field selectable with jumper ▪ Switching supply, 5% regulation, 240mVpp max ripple 	<ul style="list-style-type: none"> ▪ ANSI/UL 294 ▪ ULC-S318 ▪ RoHS ▪ FCC Part 15 ▪ Class 2
	PS904	120/240 VAC, 50/60 Hz, universal input	<ul style="list-style-type: none"> ▪ 4A @ 12 or 24 VDC ▪ Field selectable with jumper ▪ Switching supply, 5% regulation, 240mVpp max ripple 	<ul style="list-style-type: none"> ▪ ANSI/UL 294 ▪ ULC-S318 ▪ RoHS ▪ FCC Part 15 ▪ Class 2
	PS906	120/240 VAC, 50/60 Hz, universal input	<ul style="list-style-type: none"> ▪ 6A @ 12 or 24 VDC ▪ Field selectable with jumper ▪ Switching supply, 5% regulation, 240mVpp max ripple 	<ul style="list-style-type: none"> ▪ ANSI/UL 294 ▪ ULC-S318 ▪ RoHS ▪ FCC Part 15 ▪ Class 1 (Class 2 when used with 900-8P option board)
	PS914	120/240 VAC, 50/60 Hz, universal input	<ul style="list-style-type: none"> ▪ 4A @ 12 or 24 VDC ▪ Field selectable with jumper ▪ Switching supply, 5% regulation, 360mVpp max ripple 	<ul style="list-style-type: none"> ▪ ANSI/UL 294 ▪ ULC-S318 ▪ RoHS ▪ FCC Part 15 ▪ Class 2

LOCKS

EXIT DEVICES

DOOR CLOSERS

ELECTRONICS

MERCHANDISING AIDS

FORMS

1) SELECT POWER SUPPLY		
Description	Specify	Price each
Base power supply (2A @ 12/24 VDC- field selectable) (approx. weight: 9 lbs) PS902 is able to accept a total of one optional distribution board, plus one fire alarm relay along with one battery backup board and up to two 7A/hr batteries	PS902	\$389.00
Base power supply (4A @ 12/24 VDC- field selectable) (approx. weight: 11 lbs) PS904 is able to accept a total of two optional distribution boards, plus one battery backup board and up to two 7A/hr batteries	PS904	\$735.00
Base power supply (6A @ 12/24 VDC- field selectable) (approx. weight: 7 lbs) PS906 is able to accept a total three optional distribution boards or two optional boards with battery backup board and two 7A/hr batteries	PS906	\$1,139.00
Base power supply (4A w/ 16A inrush @ 12/24 VDC- field selectable) (approx. weight: 9 lbs) PS914 is able to accept a total of two optional boards, plus one battery backup board and two 7A/hr batteries	PS914	\$1,115.00
The PS914RFK allows the retrofit of the PS914 into an existing PS873 cabinet.	PS914RFK	\$1,304.00
Buy America Act compliant power supply option will be labeled as "Assembled in the U.S.A. with U.S. and foreign materials"	BAA	\$60.00

Falcon "EL" devices require the PS914 to operate.

Note: When specifying PS914 power supply for use with "EL" Electric latch retraction devices, the 2RS is furnished when board option not specified.

2) SELECT OPTIONAL DISTRIBUTION BOARD WITH OR WITHOUT FA (Fire Alarm Relay)			
Description	Model	Specify	Price
Independently controlled relays	900-4R	44489912-00	\$262.00
Independently controlled relays with FA	900-4R-FA	44489912-00, 44487247-00	\$358.00
2 Relay board output	900-2RS	44489896-00	\$266.00
2 Relay board output with FA	900-2RS-FA	44489896-00, 44487247-00	\$363.00
4 Relay board integrated logic for controlling security interlocks, auto operators and time delays	900-4RL	44489920-00	\$721.00
4 Relay board integrated logic for controlling security interlocks, auto operators and time delays with FA	900-4RL-FA	44489920-00, 44487247-00	\$817.00
8 fuse protected outputs	900-8F	44489946-00	\$96.00
8 fuse protected outputs with FA	900-8F-FA	44489946-00, 44487247-00	\$194.00
8 PTC protected outputs	900-8P	44489938-00	\$96.00
8 PTC protected outputs with FA	900-8P-FA	44489938-00, 44487247-00	\$194.00
Battery backup kit (includes two 7a/hr batteries)	900-BBK	44489961-00	\$376.00
Battery backup board only (sold separately)	900-BB	44489953-00	\$190.00
Batteries only (two 7a/hr batteries, sold separately)	900-BAT	44487155-00	\$190.00

Note: For field installation, use model number. Example: 900-2RS.

3) SELECT OTHER POWER SUPPLY OPTIONS			
Description	Model	Specify	Price
Fire alarm relay (EIR) module is a plug-in relay to provide an interface with fire or other emergency override systems PS902: may be installed directly on power supply or may be used with optional distribution boards PS904/PS906/PS914: must be used with optional distribution boards. If an optional board is not listed the 900-8F-FA will be provided.	900-FA	44487247-00	\$96.00
Key lock cover (not available with BAA)	900-KL	44486850-00	\$61.00

1. PS902, PS904, PS 906 and PS914 power supplies require connection to AC line voltage. Installation and all electrical connections (high and low voltage) should be performed by a qualified electrical contractor.
2. Power Supplies and Power Supply Options are not subject to standard discount terms.

ALLEGION CONNECT

ALLEGION CONNECT HARNESES	Specify	Price each
Harnesses with Molex connectors on both ends (For use with hollow metal doors)		
6" Wire harness (internal p/n 106190-00)	CON-6	\$19.00
12" Wire harness (internal p/n 106191-00)	CON-12	\$23.00
26" Wire harness (internal p/n 106192-00)	CON-26	\$26.00
32" Wire harness (internal p/n 106193-00)	CON-32	\$27.00
38" Wire harness (internal p/n 106194-00)	CON-38	\$32.00
44" Wire harness (internal p/n 106195-00)	CON-44	\$28.00
50" Wire harness (internal p/n 106196-00)	CON-50	\$32.00
192" Wire harness (internal p/n 106197-00)	CON-192	\$67.00
Harnesses with Molex connector on one end, crimped pins on other with attachable Molex connector (For use with wood doors)		
6" Wire harness (internal p/n 106201-00)	CON-6P	\$22.00
12" Wire harness (internal p/n 106202-00)	CON-12P	\$27.00
26" Wire harness (internal p/n 106203-00)	CON-26P	\$32.00
32" Wire harness (internal p/n 106204-00)	CON-32P	\$33.00
38" Wire harness (internal p/n 106205-00)	CON-38P	\$33.00
44" Wire harness (internal p/n 106206-00)	CON-44P	\$34.00
50" Wire harness (internal p/n 106207-00)	CON-50P	\$35.00
192" Wire harness (internal p/n 106208-00)	CON-192P	\$72.00
Harness with Molex Connector on one end, stripped leads on other (For connection to power supply)		
6" Extension to power supply (internal p/n 106210-00)	CON-6W	\$22.00
Harness with Molex Connector on one end, stripped leads on other (For connection to power supply)		
Connector service kit (internal p/n 050823-00) contains: <ul style="list-style-type: none"> ▪ 100 each male & female terminals ▪ 10 each 4-pin & 8-pin male connectors ▪ 10 each 4-pin & 8-pin female connectors ▪ 1 extraction tool 	CON-KIT	\$174.00

Prices listed are net, discounting does not apply.

CON Adapter Harnesses for electrified hardware are located in the parts section with their corresponding products.

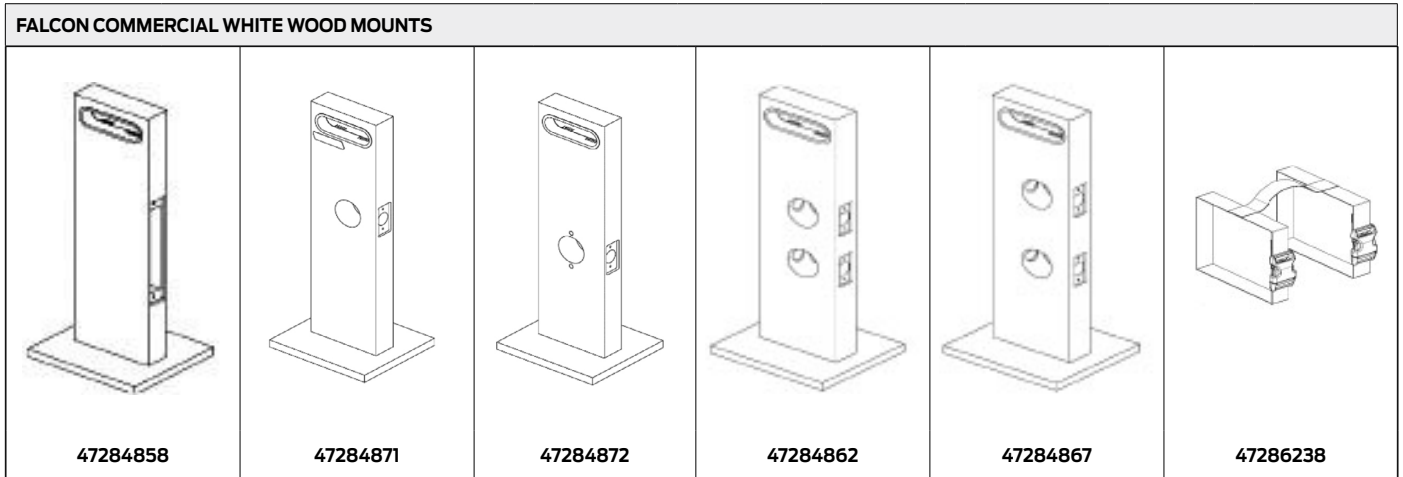
ELECTRIC POWER TRANSFERS

ELECTRIC POWER TRANSFERS				
Description	Specify		689	695
	Model number	Finish		
Two 18 gauge wires	EPT 2	.[Finish]	\$718.00	\$718.00
Ten 24 gauge wires	EPT 10	.[Finish]	\$764.00	\$764.00

Note: Electric power transfers are not subject to standard discount terms.

ELECTRIC POWER TRANSFER OPTIONS	Specify (Suffix)	Price adjustment
Connector (CON) is a cross category solution using common interconnect components for electrified options. Available for EPT10. Specify CON. See wire harness options on previous page.	CON	\$17.00
"Buy America Act" compliant EPT option will be labeled as "Assembled in the U.S.A. with U.S. and foreign materials"	BAA	\$0.00

MERCHANDISING AIDS



DISPLAY MOUNTS							
Part No.	Description	Dimension (inches)					
		Backset	Bore	Faceplate width	Total height	Width at base	Price
47284858	Mortise mount	2-3/4"	-	1-1/4"	19-7/8"	8"	\$232.00
47284871	Deadbolt, knob, and keypad mount	2-3/8"	2-1/8"	1"	19-7/8"	8"	\$232.00
47284872	Cylindrical mount	2-3/4"	2-1/8"	1-1/8"	19-7/8"	8"	\$232.00
47284862	4" Interconnect mount	2-3/8"	2-1/8"	1"	19-7/8"	8"	\$232.00
47284867	5.5" Interconnect mount	2-3/8"	2-1/8"	1"	19-7/8"	8"	\$232.00
44-115	Clear plastic mount ring	-	-	-	-	-	\$62.40
47286238	Mount carton carrying strap	-	-	-	-	-	\$28.90

Note: Price does not include lock.



DISTRICT 10

End User Letterhead - REQUIRED

District 10 Schools
555 Main Street
End User City, State 55555
(555) 555-5555

May 1, 2025

Date - REQUIRED

To: Falcon Dealer
100 East Avenue
Dealer City, State 11111

Dealer Name - RECOMMENDED

RE: District 10, Jones Elementary School

Facility Name - REQUIRED

Please consider this authorization to ship product for the above-referenced project.

Jones Elementary School is to be keyed using a new Falcon Restricted Key System. For security reasons, we would like to have all keys for this facility shipped to a location other than the job site. Master keyed products, however, can be shipped directly to the site. This letter authorizes Falcon to ship our restricted products to the following addresses:

Master Keyed Products, Construction Keys, Locks Less Cylinders, and Locks with Construction Cores

Attn: Building Project Manager
District 10 Schools
555 Main Street
End User City, State 55555

Master Keys, Change Keys, Control Keys, and Key Blanks

Attn: Locksmith
District 10 Lockshop
1201 Fifth Avenue
End User City, State 55555

Authorized Ship
- To Addresses
- REQUIRED

These two addresses above serve as our only authorized shipment addresses for all orders placed for our facility. We understand that this letter will be kept on file and referenced for our future orders and that a new letter is only required to add, remove, or change authorized shipping locations.

Sincerely,

End User Representative
Facilities Manager

End User Representative
Signature - REQUIRED

United States

Letter may be mailed or faxed to Falcon
Falcon Restricted Order Processing
3899 Hancock Expressway
Security, CO 80911
Fax: (888) 840-7735

Canada

Letter may be mailed or faxed to Falcon
Falcon Restricted Order Processing
1076 Lakeshore Road East
Mississauga, Ontario L5E 1E4
Fax: 1-800-209-4734

LOCKS
EXIT DEVICES
DOOR CLOSERS
ELECTRONICS
MERCHANDISING AIDS
FORMS



MASTER KEY SYSTEM SUMMARY

This form must be attached to the **Master Key Order form and P.O.**
Please provide as complete and accurate as possible so we can provide what you need for your Key System.

Job Name
Address
City / State
Country

Account No.

P.O.#

For detailed instructions on how to complete this form please refer to pages 4 & 5

System Overview

- New Existing (provide info below)
- Attached Dealer Specified Combinations Registry # _____
- Structure or
Factory Order # _____

1. Select System

Schlage

- Classic
- Classic Primus*

Everest®

- B (Small Format IC, Restricted *)
- C (Open)
- Primus®*
- D (Restricted *)
- Primus®*

Everest 29™

- R (Small Format IC, Restricted *)
- S (Open)
- Primus®*
- T (Restricted *)
- Primus®*

Falcon

- Standard
- Schlage C
- Restricted *
- Interchangeable Core A2
- Interchangeable Core A4

Everest 29 key sections are backwards compatible to Everest keyways and have the following relationships:

- R family sections > B family keyways
S family sections > C family keyways
T family sections > D family keyways

Type

- 5-pin 6-pin 7-pin
- See compatibility chart on page 5*

Keyway _____
Specified:** _____

** = The Commercial Master Key Department makes the final decision in the selection of key sections

Construction Keyed Yes No

Full Size Construction Cores ICA ICB ICC
(Schlage Only)

Small Format Construction Cores Brown Green

Construction Keyed Type

- Falcon CK (BOK) Lost Ball
- Schlage CK (Split) RCK (5-Pin C only)

2. Select Keys & Key Stamping

Change Keys

No. Of Keys per Symbol _____

No. Of Keys per Cylinder _____

Type

Standard Bow

Standard Bow
(Unembossed)

Access Bow
(Schlage Only)

Large Bow

Key Stamp Details

Keyset Symbol

Do Not Duplicate
(DND)

With Custom Die
(Specify) _____

Non-standard Code (Specify) _____

Change Key Packaging and Shipping Instructions

Pack Keys Independently (PKI) of Lock or Cylinder***

*** = Furnished standard at no charge with
Split-Key construction keying

Yes No

If PKI, ship change keys to:

Dealer

Other _____

See Primus Facesheet

3. Select Cylinder Stamping

Cylinder Stamp Details

With Industry Standard Key Symbol

Non-Standard Code (Specify)

Cylinder Stamping Location

Plug Face (N/A in Primus) - VKC

Concealed (N/A in Falcon STD) - CKC

4. Select Key Quantities

Level	Qty. Per	Master Key Symbol (s)	Total Quantity
GGM _____	_____	_____	_____
GM _____	_____	_____	_____
MK or RMK _____	_____	_____	_____
Control _____	_____	_____	_____
Emergency _____	_____	_____	_____
Others _____	_____	_____	_____

Ship Master Keys To:

Dealer
 See Primus Facesheet
 Other

Special Function	Qty. Per		Qty. Per
RCK (Lost Ball) ****	_____	Full Size Construction Core Keys (Schlage Only)	_____
CK (Split Key) ****	_____	Full Size Construction Core Control Keys (Schlage Only)	_____
Extractor Tools ****	_____	Small Format Construction Core Keys	_____
		Small Format Construction Core Control Keys	_____

**** = Use with Construction Keying

5. Master Key Future Expansion

List Future MK Symbols	Approx. # of Change Key Symbols Under Each Future MK
------------------------	--

Example: MK..... ✓ BJ, BK _____ 40 each _____

GGM_ <input type="checkbox"/>	_____	_____
GM_ <input type="checkbox"/>	_____	_____
MK_ <input type="checkbox"/>	_____	_____
MK_ <input type="checkbox"/>	_____	_____
MK_ <input type="checkbox"/>	_____	_____
MK_ <input type="checkbox"/>	_____	_____
Others_ <input type="checkbox"/>	_____	_____

6. Operating Instructions

(Unless otherwise specified, all hierarchical master keys will operate cross-keyed cylinders)

Cross Keyed Cylinder	is operated by these change keys	Cross Keyed Cylinder	is operated by these change keys
X _____	_____	X _____	_____
X _____	_____	X _____	_____
X _____	_____	X _____	_____
X _____	_____	X _____	_____

7. Instructions and Compatibility

General Information

If you do not know the registry number (R#), structure number or the original factory order number for an existing system, contact Customer Service prior to placing the order:

USA:	CANADA:
Tel. 1-877-671-7011	Tel. 1-800-900-4734
Fax 1-800-452-0663	Fax 1-800-209-4734

- Only one structure may be ordered on the same purchase order
- Classic refers to Obverse, Numbered (Paracentric), Quad, and Reverse key section families
- Classic Primus refers to Primus Obverse and Primus Quad key section families

Section 1: System a System

Full Size Construction Cores

- Schlage only

Small Format Construction Cores

- 7-pin only for Schlage
- 6- and 7-pin for Falcon

CK (Split)

- 6-pin for Schlage and Falcon
- Split key construction keying is not available for Classic Primus or Everest 29 Primus

RCK (Lost Ball)

- 5-pin (C keyway) only for Schlage
- 5-, 6-, and 7-pin for Falcon

System Selection

- Refer to the compatibility chart

Section 2: Select Kys and Key Stamping

Stamp Details

- Unless otherwise specified, industry standard key symbols are stamped on Everest 29™ and Primus® keys
- For custom die, attach RFQ approval for Schlage

Section 3: Select Cylinder Stamping

Type

- For cylinder type refer to the compatibility chart

Keyway (specify)

- Schlage Commercial's default key section for new Master Key Systems is Everest™ S145

Section 4: Key Quantities

Level

- Unless otherwise specified, the control key has the same cut as the highest-level key in the system (Except SFIC systems)

Special Function

- Construction keys are not furnished unless specified

Change Keys

- Unless otherwise specified 2 change keys are furnished per lock or cylinder

Section 5: Master Key Future Expansion

- Do not use the letters "I", "O", "CK", "KA, or "KD" for any master key symbols

Section 6: Operating Instructions

- Cross keying reduces the security and expansion of key systems
- Unless otherwise specified, all hierarchical master keys will operate cross-keyed cylinders

Compatibility Chart

	5 Pin	6 Pin	7 Pin	Split Key	Block O-Key	Lost Ball	Tempe Core	A2	A4	0.025	0.018
Schlage											
Classic	X	X		X		X	X				
Everest 29 S		X		X			X				
Everest 29 T		X		X			X				
Everest 29 R			X				X	X			
Classic Primus (XP)		X					X				
Everest 29 Primus (XP)		X					X				
Falcon											
Open	X	X	X		X	X					X
Restricted		X	X		X	X				X	
Schlage C		X		X							
SFIC Open		X	X				X	X	X		
SFIC Restricted		X	X				X	X	X		

About Allegion

At Allegion (NYSE: ALLE), we design and manufacture innovative security and access solutions that help keep people safe where they live, learn, work and connect. We're pioneering safety with our strong legacy of brands like CISA®, Interflex®, LCN®, Schlage®, SimonsVoss® and Von Duprin®. Our comprehensive portfolio of hardware, software and electronic solutions is sold around the world and spans residential and commercial locks, door closer and exit devices, steel doors and frames, access control and workforce productivity systems.

For more, visit www.allegion.com

KRYPTONITE ■ LCN ■  ■ STEELCRAFT ■ VON DUPRIN