ALLEGION™

FALCON

Price book 12

Effective June 25, 2022 • Rev. 06/22



This price list supersedes and cancels all previous price lists. Prices shown are subject to change without notice.

Administrative Offices
1076 Lakeshore Road East
Mississauga, Ontario L5E 1E4
Allegion.ca

Placing orders

You can place orders with Allegion via the fax number or email listed below:

Fax#: 1-800-209-4734
Email: canada.orders.service@allegion.com

Customer Care

Our Customer Care Representatives are available for questions or assistance.
You can reach them at **800-900-4734**

Technical Product Support

canada.techservices@allegion.com

Contact Information 2

Locks

Miscellaneous Information 4
Finishes 5
Forms & Examples 10-24
Product Index 159-162

MA Series 25-38
RU Series 39-52
T Series 53-66
X Series 67-74
K Series 80
D100 Series 81
B Series 91-98
W Series 99-108
D200 Series 109-120
H2 Series 121-130
Cylinders 131-148

Auxillary Products 149-158

Exits

Finishes 164
General Exit Device Information 164
Factors Affecting Exit Devices 165
New Nomenclature Conversion Chart 166
How to Order 167-168
25 Series 170-179
25 Series Options/Trims/Accessories/Parts 180-190
25 Series Exploded View 192-205
24 Series Options/Trims/Strikes/Accessories/Parts 214
24 Series Exploded View 224-235
19 Series 236
19 Series Options/Trims/Strikes/Accessories/Parts 240-246
19 Series Exploded View 248-253
20 Series 254
1490 Series 255-256
1590 Series 257-258
1490-1590 Series Exploded View 259-266
1690 Series 267
1690 Series Exploded View 269-271
1790 Series 272-273
1790 Series Exploded View 274-275
1990 Series 276
1990 Series Exploded View 278-281
2090 Series 282
2090 Series Exploded View 284-287
2390 Series 288
2390 Series Exploded View 290-293
Exit Accessories 294
Mullions/Mullion Options 294
Exit Accessories 295
Numerical Index 296-298

Closers

Available Finishes 299
Common Applications 300
SC Series Options 301
SC60/SC60A Series Surface Mount 302
SC70/SC70A Series Surface Mount 303
SC80/SC80A Series Surface Mount 304
SC90 Series Surface Mount 305
OHC Series Concealed 306
8200 Series Auto Operator 307
8300 Series Actuators & Accessories 308

Electronics

Power Supplies 309-310

Policies and documents
The purchase of Allegion products is governed by the Allegion Authorized Seller Program. For program terms and conditions, and other program details, please visit: www.allegion.ca/policies

For Warranty information, visit www.us.allegion.com/warranty or contact Customer Service at 800-900-4734

Miscellaneous Information

LOCKS FOR THICK DOORS

Many Series of Falcon locks are available for doors over 1-3/4" thick. Consult the options section for each series for available door thicknesses and charges.

LEAD-LINING OR LEAD-WRAPPING

T and RU Series locksets and latchsets are available lead-lined. MA Series locksets are available lead-wrapped. Consult the options section for each series for availability and charges.

ABRASIVE COATING AND KNURLING

Abrasive coated or knurled knobs or levers are available for most Falcon locksets and latchsets. Consult the options section for each series for availability and charges.

MOUNTED LOCK SAMPLES

Individual mounted samples are available for all lock series. The samples are mounted on a mount block and are fully operative thus allowing demonstration of each functions' individual features. There is a nominal charge for the mount block. There is no charge for mounting of the hardware. See page 158 for mount selection.

SET OF FINISH SAMPLES

One (1) of each finish on 1-1/4" diameter disks attached together with a bead chain.
Finishes Included: 605, 606, 613, 619, 622, 625, 630, & 643e. Contact your RSO representative for availability.

COMPETITORS' KEYWAYS

A selection of standard keyways of other lock manufacturers is available as listed below (6-pin only). Consult options sections of each series for availability. (Not available in any mortise and rim cylinders, or factory master keyed.)
Furnished 0-Bitted unless otherwise specified. KD option is not available for locks containing 2 cylinders.

Manufacturer	Keyway	Keying Options
Corbin Russwin	60	0 Bitted, KD
	L4	0 Bitted, KA4
Russwin	D1	0 Bitted, KD
Sargent	LA	0 Bitted, KD
Yale	8 (Para)	0 Bitted, KD

INTERCHANGEABLE CORES

The "A" keyway is standard for IC products and will be supplied unless otherwise specified. A, B, C, D, DD, E, F, G, H, J, K, L, M, N, Q, R, TB, TD are equivalent to Best and Arrow IC keyways of the same names. Consult Allegion Customer Service for restricted keyways not listed here. Conventional cylinders are not compatible with interchangeable core.

COMPETITORS' CORES

Falcon standard IC preps accept Arrow (including Flex-Core), Best (including PKS, Peaks and Cormax®), InstaKey, Kaba Peaks, Keymark and KSP cores. Other brands of interchangeable cores are compatible with T and RU Series locksets. See those sections for details.

CONVENTIONAL CYLINDERS

The "G" keyway is standard for conventional cylinder products and will be supplied unless otherwise specified. E, H, K, L, N and P are also available. Consult Allegion Safety Customer Service for restricted keyways and other keyways not listed here.
* Interchangeable core not compatible with conventional cylinders

RESTRICTED KEYWAY POLICY

All keyways not listed in the above statements defined as standard keyways are considered RESTRICTED. Falcon requires a minimum cylinder order size to qualify for a defined geographic area restricted key system. A letter of authorization is required for the purchase of keys, locks or cylinders (to include plugs) for a restricted keyway. Contact 800-900-4734 for availability.

Prices subject to change without notice

FINISHES

Although we apply the finest available protective plating and/or enamel coating to the surface of our products, these finishes have limitations and in time may deteriorate either from exposure to weather, pollution, perspiration, extremes of climate, frequency of use or other factors. Deterioration of these finishes is, therefore, not a defect, but a normal process which is unavoidable. Our Company cannot accept responsibility for finish deterioration in these circumstances and therefore the finishes cannot be guaranteed. These products will not be refinished or replaced under our warranty should deterioration of finishes occur.

Some finishes are not suggested for areas that are subject to corrosive climate or chemical conditions. We recommend chrome plated or stainless steel finishes for these areas.

ANSI/BHMA Finish Code	U.S. Standard Code	Description
605*	3	Bright Brass - Clear Coated
606	4	Satin Brass - Clear Coated
613**	10B	Satin Bronze; Dark Oxidized and Oil Rubbed
619	US15	Satin Nickel
622		Matte Black
625	26	Bright Chromium
626	26D	Satin Chromium
630	32D	Satin Stainless Steel
643E	US11	Aged Bronze

* 605 Finish is not recommended for corrosive climates.

** Oil rubbed bronze (613) is considered a category "B" finish by ANSI/BHMA and will vary in color when applied to different alloys and forms of base material. 613 will also vary from production lot and additionally from one manufacturer to another. Oil rubbed bronze will wear off over time due to the "rubbed" finishing method that has no protective coating or plating.

Please refer to price columns for each lock series for finish availability.

HOW TO SPECIFY FINISHES

STRAIGHT FINISHES: When the finish is to be the same for both sides of the door.

EXAMPLE: 40 EA. 511HG 626

SPLIT FINISHES: Split finishes are available on all models except for Padlocks. Finish may vary from one side of the door to the other and will be priced at the highest list price of the design/finish chosen.

EXAMPLE: 40 EA. X301TG 606 x 625 (Outside finish is always specified first)

MARKING CARTONS

Markings (e.g., door number, stock reference numbers) on individual product cartons will be provided with no charge.

Notes

WHERE TO SEND ORDERS		
Type of Order	**Fax No.**	**Mailing Address**
Factory	800-209-4734	Falcon Lock 1076 Lakeshore Road East Mississauga, ON L5E 1E4

Note **1)** Failure to use the above fax numbers or mailing address will delay processing of your order.

PRODUCT IDENTIFICATION CODING	
Latch Suffix	
D	Deadlatch
S	Springlatch
Cylinder Suffix	
P	6 pin cylinder, keyed to 5 chambers
L	Less cylinder
B	Less SFIC
BDC	Disposable construction core, plastic (SFIC**)
J	FSIC core prep (competitor's full-size IC, designate competitor in "Additional Details" of Order Form)
G	SFIC (Old Falcon designation = WIC)
H	Construction Core SFIC (brass, keyed)
BB	Best Syle Capped Core (SFIC)
Trim and Chassis Prefix	
6	Abrasive Lever (6DA = Dane Lever x abrasive strip)
8	Knurled (8TG = Troy-Gala knob trim x knurled lever or knob)
9	Lead-Lined (9AV = Avalon lever x lead-lining of levers (and/or chassis)
XC	Corrosion resistant chassis (XC561 = X corrosion resistant chassis, classroom function)*

* X Series chassis only.
** SFIC = Small format interchangeable core

To order Falcon products, descriptive data should be in the same sequence as shown:

Line Item	Qty	Product	Outside		Inside		Hand	Latch	Strike	Dr. Thk	Ext	DIM	Additional Details
			DES	FIN	DES	FIN							
1	2	3	4	5	6	7	8	9	10	11	12	13	14

1. **LINE ITEM:** Line item number
2. **QTY:** Quantity
3. **PRODUCT:** Complete lock product or part number
4. **OUTSIDE DES:** Outside design code
5. **OUTSIDE FIN:** Outside finish code
6. **INSIDE DES:** Inside design code. Leave blank if same as outside design code.
7. **INSIDE FIN:** Inside finish code. Leave blank if same as outside finish code.
8. **HAND:** Hand of door. Only one hand allowed per line item.
   Example: RH = Right Hand, LH = Left Hand, RHR = Right Reverse, LHR = Left Reverse.

How to Determine Hand of Door

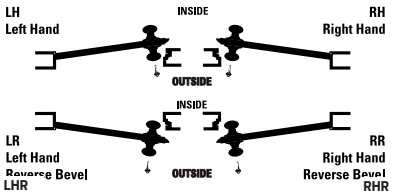

9. **LATCH:** Latch. Leave blank for standard or specify part number if non-standard latch is required. LLL = Less Latch.
10. **STRIKE:** Strike. Leave blank for standard or specify part number if non-standard strike is required. LLL = Less Strike.
11. **DR THK:** Door Thickness. Enter door thickness if non-standard. Example: 138 = 1-3/8", 214 = 2 1/4", 212 = 2 1/2".
12. **EXT:** Extension. Enter one of the following when doors 2" thick or greater are specified:
    EE = Extended Equally
    EI = Extended Inside
    EO = Extended Outside
    ED = Extended Differently
    EI or EO assumes the latch will be centered on a 1-3/4" door, to which material has been added.
13. **DIM:** Enter dimension for non-standard strike lip length and mortise cylinder or blocking ring length.
    012 = 1/8" 118 = 1-1/8"
    018 = 3/16" 114 = 1-1/4"
    025 = 1/4" 138 = 1-3/8"
    031 = 5/16" 112 = 1-1/2"
    037 = 3/8" 158 = 1-5/8"
    050 = 1/2" 134 = 1-3/4"
    078 = 7/8" 200 = 2"
    100 = 1" 400 = 4"
14. **ADDITIONAL DETAILS:** Enter detail for keying information and for special requirements.

Prices subject to change without notice

Line Item	Qty	Product	Outside DES	Outside FIN	Inside DES	Inside FIN	Hand	Latch	Strike	Dr. Thk	Ext	DIM	Additional Details/Keying
Ten B-Series storeroom locks with a Dane outside lever in 605 and Dane inside lever in 626, with a 2-3/8 radius face latch and full lip radius strike, 6-pin standard cylinder, G keyway.													
2	10	B581PD6	DAN	605	DAN	626		57421	5104-1				
Four T-Series entry office locks with an Avalon lever in 613, standard latch and strike, 5-pin standard cylinder, G keyway													
3	4	T511PD	AVA	613				98535	5164	134			
Three T-Series entry office locks with a Quantum lever in 605, abrasive outside lever, standard latch and strike, for 2-1/4" thick doors, 6-pin standard cylinder, G keyway, masterkeyed to new system, with 3 keys each. Provide 2 masterkeys.*													
Note: Masterkeying charges and extra cut key charges will be added to the applicable lock/cylinder order line and list price of lock will be adjusted. Charges will not be shown separately on acknowledgements or invoices.													
4	3	T511PD6	6QU	605	QUA			98535	5164	214			G Keyway, w/3 keys ea.
5	2	KB578											G Section, master key
6	3	50-215											Extra cut keys charges
7	3	50-210											Master keying charges
Two X-Series dormitory locks with a Troy knob and Gala rose in 606, 7-pin SFIC, A keyway, 0-bitted, one control key, less strike.													
8	2	X571BD7	TG	606				98535	LLL				A-000000
9	1	KB609-2											A Section control key 0-bit
Two MA-Series dormitory locks with a Hana knob and Gala rose in 625, right hand, lead-lined, 6-pin SFIC, A keyway, construction core, one control key, two change keys.													
10	2	MA571HDG	9HG	625			RH						
11	2	KB632-1 CCA											A Section const. change key
12	1	KB609-1CCA											A Section const. ctrl. key
One MA-Series dormitory locks with a Hana knob and Gala rose in 625, left hand reverse, knurled outside knob, 6-pin SFIC, disposable construction core.													
13	1	MA571BDC	9HG	625			LR						
Five W-Series classroom locks with a Dane lever in 626. Standard latch and strike. 6-pin Schlage C keyway, Keyed Different.													
14	5	W5619D6	DAN	626				30-197	30-148				Sch C KD

*Use Master Keying Schedule form and appropriate Master Key Specification Sheet when ordering.

FORMS & EXAMPLES · Sample Letter of Authorization For Falcon® Restricted Products

DISTRICT 10

End User Letterhead - REQUIRED

District 10 Schools
555 Main Street
End User City, State 55555
(555) 555-5555

May 1, 2003 ← ***Date - REQUIRED***

To: Falcon Dealer
100 East Avenue
Dealer City, State 11111

Dealer Name - RECOMMENDED

RE: District 10, Jones Elementary School ← ***Facility Name - REQUIRED***

Please consider this authorization to ship product for the above-referenced project.

Jones Elementary School is to be keyed using a new Falcon Restricted Key System. For security reasons, we would like to have all keys for this facility shipped to a location other than the job site. Master keyed products, however, can be shipped directly to the site. This letter authorizes Falcon to ship our restricted products to the following addresses:

Master Keyed Products, Construction Keys, Locks Less Cylinders, and Locks with Construction Cores
Attn: Building Project Manager
District 10 Schools
555 Main Street
End User City, State 55555

Master Keys, Change Keys, Control Keys, and Key Blanks
Attn: Locksmith
District 10 Lockshop
1201 Fifth Avenue
End User City, State 55555

Authorized Ship - To Addresses - REQUIRED

These two addresses above serve as our only authorized shipment addresses for all orders placed for our facility. We understand that this letter will be kept on file and referenced for our future orders and that a new letter is only required to add, remove, or change authorized shipping locations.

Sincerely,

End User Representative
Facilities Manager

End User Representative Signature - REQUIRED

Letter may be mailed or faxed to Falcon
Falcon Restricted Order Processing
1076 Lakeshore Road East
Mississauga, Ontario L5E 1E4
Fax#: 1-800-209-4734

Prices subject to change without notice

QUOTE#	PRICE BOOK:	ALLEGION™	Non-Master Keyed ORDER
SHIPPING INSTRUCTIONS		MARK CARTONS:	ACCOUNT NO. P.O. NO DATE
REQUESTED SHIPDATE		CUSTOMER NAME AND ADDRESS:	SHIP TO:
ORDER WRITTEN BY			
FOR FURTHER INFORMATION, CONTACT Name: Phone: Fax.			

LINE ITEM	QTY	PRODUCT	OUTSIDE		INSIDE		HAND	LATCH	STRIKE	EXT	DIM	ADDITIONAL DETAILS Use for Key Section and Bitting Information, KA Groups, etc.
			DES	FIN	DES	FIN						

 © 2013 Allegion

LINE ITEM	QTY	PRODUCT	OUTSIDE		INSIDE		HAND	LATCH	STRIKE	EXT	DIM	ADDITIONAL DETAILS Use for Key Section and Bitting Information, KA Groups, etc.
			DES	FIN	DES	FIN						

Account No. _____ P.O. No. _____ Page _____ of _____

© 2013 Allegion

ALLEGION™

MASTER KEYED ORDER

This form must be attached to the
MASTER KEY SYSTEM SUMMARY FORM

Please provide as complete and accurate as possible
so we can provide what you need for your Key System

Excel Soft copy - Print Instructions:
To avoid printing more sheets than needed, Select <Print>, from the print screen select <Print range>, then select <Pages> from ___to___& click OK.

Quote #:	Account No.:	P.O. #:
Shipping Instructions:	Mark Cartons:	Date:
Order Written By:	Customer Name and Address:	Ship to:
For Further Information Contact: Name: Phone: Fax:		

Items Ordered			OUTSIDE		HAND (Only one hand per line item)	INSIDE			LATCH	STRIKE	Enter door thickness if not standard	Enter when door thickness is greater/ equal to 2″	Dimension for mortise cylinder, blocking ring, etc.	ADDITIONAL DETAILS
Lock Details			DESIGN	FINISH		DESIGN	FINISH							
Key/Label Instructions														
LINE ITEM	QTY	PRODUCT				QTY	Heading	DOOR #	KEY Symbol(s)	MK Symbol(s)	DR THK	EXT	DIM	

© 2013 Allegion

Items Ordered			OUTSIDE		HAND (Only one hand per line item)	INSIDE			LATCH	STRIKE	Enter door thickness if not standard	Enter when door thickness is greater/ equal to 2˝	Dimension for mortise cylinder, blocking ring, etc.	ADDITIONAL DETAILS
Lock Details			DESIGN	FINISH		DESIGN	FINISH							
Key/Label Instructions														
LINE ITEM	QTY	PRODUCT				QTY	Heading	DOOR #	KEY Symbol(s)	MK Symbol(s)	DR THK	EXT	DIM	

© 2013 Allegion

ALLEGION™

MASTER KEY SYSTEM SUMMARY

This form must be attached to the **Master Key Order form and P.O.** Please provide as complete and accurate as possible so we can provide what you need for your Key System.

Job Name Address City / State Country		Account No. P.O.#

For detailed instructions on how to complete this form please refer to pages 4 & 5

System Overview

❑ New

❑ Attached Dealer Specified Combinations

❑ Existing (provide info below)

Registry # _____

Structure or
Factory Order # _____

1. Select System

Schlage

❑ Classic

❑ Classic Primus ®/ Classic Primus-XP ®/Classic Primus-RP ®

Everest®

❑ B (Small Format IC, Restricted *)

❑ C (Open)

❑ Primus® *

❑ D (Restricted *)

❑ Primus® *

Everest 29™

❑ R (Small Format IC, Restricted *)

❑ S (Open)

❑ Primus® *

❑ T (Restricted *)

❑ Primus® *

Falcon

❑ Standard

❑ Schlage C

❑ Restricted *

❑ Interchangeable Core A2

❑ Interchangeable Core A4

Everest 29 key sections are backwards compatible to Everest keyways and have the following relationships:

R family sections > B family keyways
S family sections > C family keyways
T family sections > D family keyways

Type

❑ 5-pin ❑ 6-pin ❑ 7-pin

See compatibility chart on page 5

Keyway Specified **: _____

** = *The Commercial Master Key Department makes the final decision in the selection of key sections*

Construction Keyed ❑ Yes ❑ No

Full Size Construction Cores ❑ ICA ❑ ICB ❑ ICC
(Schlage Only)

Small Format Construction Cores ❑ Brown ❑ Green

Construction Keyed Type

❑ Falcon ❑ CK (BOK) ❑ Lost Ball

❑ Schlage ❑ CK (Split) ❑ RCK (5-Pin C only)

2. Select Keys & Key Stamping

Change Keys

No. Of keys per Symbol (or Group) _____ **OR No. of keys per Cylinder** _____

Type

❑ Standard Bow ❑ Standard Bow (Unembossed) ❑ Access Bow (Schlage Only) ❑ Large Bow

Key Stamp Details

❑ Keyset Symbol ❑ Do Not Duplicate (DND) ❑ With Custom Die (Specify) _____

❑ Non-standard Code (Specify) _____

Change Key Packaging and Shipping Instructions

Pack Keys Independently (PKI) of Lock or Cylinder ***

*** = *Furnished standard at no charge with Split-Key construction keying*

❑ Yes ❑ No

If PKI, ship change keys to:

❑ Dealer ❑ Other _____

❑ See Primus Facesheet

3. Select Cylinder Stamping

Cylinder Stamp Details

❑ With Industry Standard Key Symbol ❑ Non-Standard Code (Specify)

Cylinder Stamping Location

❑ Plug Face (N/A in Primus) - VKC ❑ Concealed (N/A in Falcon STD) - CKC

4. Select Key Quantities

Level	Qty. Per	Master Key Symbol (s)	Total Quantity
GGM			
GM			
MK or RMK			
Control			
Emergency			
Others			

Ship Master Keys To:

❑ Dealer ❑ See Primus Facesheet ❑ Other _____

_____

_____

Special Function	Qty. Per		Qty. Per
RCK (Lost Ball) ****		Full Size Construction Core Keys (Schlage Only)	
CK (Split Key) ****		Full Size Construction Core Control Keys (Schlage Only)	
Extractor Tools ****		Small Format Construction Core Keys	
		Small Format Construction Core Control Keys	

**** = *Use with Construction Keying*

5. Master Key Future Expansion

List Future MK Symbols	Approx. # of Change Key Symbols Under Each Future MK
Example: MK.....☑	BJ, BK _____ 40 each _____
GGM___❑	
GM ___❑	
MK ___❑	
MK ___❑	
MK ___❑	
MK ___❑	
Others _❑	

6. Operating Instructions

(Unless otherwise specified, all hierarchical master keys will operate cross-keyed cylinders)

	Cross Keyed Cylinder	is operated by these change keys		Cross Keyed Cylinder	is operated by these change keys
X			X		
X			X		
X			X		
X			X		

7. Instructions and Compatibility

General Information

If you do not know the registry number (R#), structure number or the original factory order number for an existing system, contact Customer Service prior to placing the order:

Tel. 1-800-900-4734
Fax 1-800-209-4734

- Only one structure may be ordered on the same purchase order
- Classic refers to Obverse, Numbered (Paracentric), Quad, and Reverse key section families
- Classic Primus refers to Primus Obverse and Primus Quad key section families

Section 1: Select System

Full Size Construction Cores
- Schlage only

Small Format Construction Cores
- 7-pin only for Schlage
- 6- and 7-pin for Falcon

CK (Split)
- 6-pin for Schlage and Falcon with C keyway only
- Split key construction keying is not available for Classic Primus or Everest 29 Primus, Everest 29 SFIC and Falcon SFIC

RCK (Lost Ball)
- 5-pin (C keyway) only for Schlage Residential
- Not available for Falcon

System Selection
- Refer to the compatibility chart

Section 2: Select Keys and Key Stamping

Stamp Details
- Unless otherwise specified, industry standard key symbols are stamped on Everest 29™ and Primus® keys
- For custom die, attach RFQ approval for Schlage

Section 3: Select Cylinder Stamping

Type
- For cylinder type refer to the compatibility chart

Keyway (specify)
- Schlage Commercial's default key section for new Master Key Systems is **Everest™ S145**

Section 4: Key Quantities

Level

- Unless otherwise specified, the control key has the same cut as the highest-level key in the system (Except SFIC systems)

Special Function

- Construction keys are not furnished unless specified

Change Keys

- Unless otherwise specified 2 change keys are furnished per lock or cylinder

Section 5: Master Key Future Expansion

- Do not use the letters "I", "X", "O", "CK", "KA, or "KD" for any master key symbols

Section 6: Operating Instructions

- Cross keying reduces the security and expansion of key systems
- Unless otherwise specified, all hierarchical master keys will operate cross-keyed cylinders

Compatibility Chart

	5 Pin	6 Pin	7 Pin	Split Key	Block O-Key	Lost Ball	Temp Core	A2	A4	0.025	0.018
Schlage											
Classic	X	X		X		X	X				
Everest 29 S		X		X			X				
Everest 29 T		X		X			X				
Everest 29 R			X				X	X			
Classic Primus (XP/RP)		X					X				
Everest 29 Primus (XP)		X					X				
Falcon											
Open	X	X	X		X	X					X
Restricted		X	X		X	X				X	
Schlage C		X		X							
SFIC Open		X	X				X	X	X		
SFIC Restricted		X	X				X	X	X		

MA Series
Function Chart 27
MA Complete Lock Pricing 29
Option
Conventional Cylinder Options ... 32
SFIC Cylinder Options ... 32
Small Format Interchangeable Core ... 32
Small Format Constructoin Core ... 32
Strikes ... 33
Armor Fronts (Scalps) ... 33
Lock Less Components ... 36
Non-Standard Door Thickness ... 36
Abrasive Coating and Knurling ... 36
Lead Wrap ... 36
Allegion Connect ... 36
Indicators ... 36

MA Series Parts
MA Series Parts ... 31
Full Body Mortise Deadlocks ... 31
Lock Cases ... 34
Knobs & Levers ... 34
Roses ... 34
Escutcheons ... 35
Screws and Screw Packs ... 35
Misc. Parts ... 35
Allegion Connect ... 36
Indicators ... 36
Trim Packs ... 37

Product Identification

MA 501 P D

Latch Suffix
- **D** = Deadlatch

Cylinder Suffix
- **B** = Less SFIC
- **BDC** = SFIC Construction Core (disposable)
- **BB6** = SFIC - 6 Pin BEST capping
- **BB7** = SFIC - 7 Pin BEST capping
- **G6** = SFIC - 6 Pin slide capping (Falcon Only)
- **G7** = SFIC - 7 Pin slide capping (Falcon Only)
- **H** = SFIC Construction Core (refundable)
- **L** = Less Conventional, 6 Pin
- **P** = Conventional, 6 Pin/Keyed 5
- **P6** = Conventional, 6 Pin
- **P7** = Conventional, 7 Pin

Function
See 31

Lock Series

SFIC = Small Format (Best® Style) Interchangeable Core

Finish Codes and Descriptions

Code		Description
605	(US3)	Bright Brass
606	(US4)	Satin Brass
613	(US10B)	Oil Rubbed Bronze
619	(US15)	Satin Nickel
622	(US19)	Matte Black
625	(US26)	Bright Chrome
626	(US26D)	Satin Chrome
630	(US32D)	Satin Stainless Steel
643E	(US11)	Aged Bronze

Standard Features - Furnished unless otherwise specified

BHMA CERTIFIED

Certification	ANSI A156.13, Series 1000, Grade 1 Operation and Security, UL Listed for 3-Hour fire door with SFIC Interchangeable Core Cylinders: Grade 3 Security
Latch	2 piece stainless steel anti-friction bolt 3/4" projection.
Strike	1-1/4" x 4-7/8", ANSI, Square corner, with dust box
Cylinder	6-Pin, Solid brass, Keyed 5-Pin, Falcon G keyway, Keyed different (KD)
Door Range	1-3/4" - 1-7/8" standard
Handing	RH is default. Can be specified on order or re- handed in-field

Keys Two, Nickel silver cut keys per lock, Falcon G keyway

Prices subject to change without notice

MA Series

GRADE 1 MORTISE LOCK

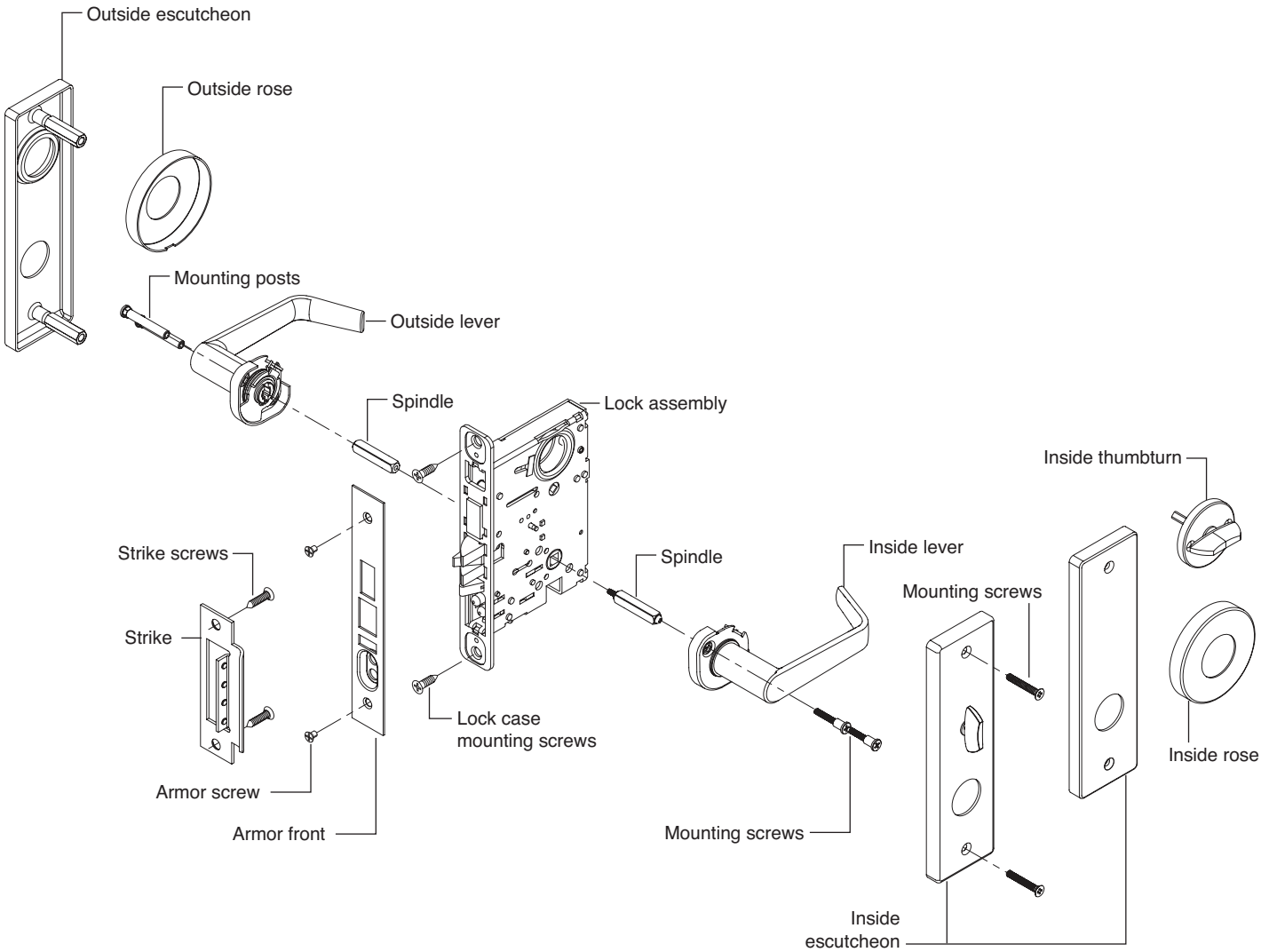

Prices subject to change without notice

ANSI A156.13 Series 1000 Grade 1 Operation

Mortise

FALCON ANSI

MA101 F01

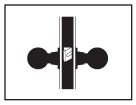

Passage/Closet Latchset
Latchbolt retracted by knob/lever from either side at all times. Inside knob/lever is always free for immediate egress.

MA161 F31

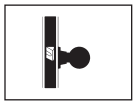

Connecting Room/Exit Latch
Latch bolt operated by knob/lever from inside. No trim outside. Auxiliary dead latch. Door handing must be specified on order.

MA301 F02

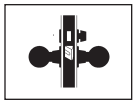

Privacy Lock
Latch bolt operated by knobs/levers either side, dead bolt operated by turn from inside or by emergency release outside. Available with messaging indicator. Please specify.

MA311 F19

Privacy, Bedroom or Bath Lock
Latch bolt operated by knobs/levers. Dead bolt operated by turn from inside and emergency release outside. Rotating inside knob/lever retracts both bolts. Inside knob/lever is always free for immediate egress. Available with messaging indicator. Please specify.

MA321 F22

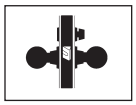

Privacy Lock
Latch bolt operated by knob/lever from either side except when outside knob/lever is locked by inside T-turn. Operating inside knob/lever, closing door or operating outside emergency release unlocks outside knob/lever. Inside knob/lever is always free for immediate egress. Available with messaging indicator. Please specify.

MA371* F14

Store Door Lock
Latch bolt operated by knobs/levers either side. Dead bolt by key from either side. Available with messaging indicator. Please specify.

MA381 F09

Apartment, Exit Lock
Latch bolt operated by knob/lever from either side, except when outside knob/lever is locked by key from inside. When outside knob/lever is locked, latch bolt is retracted by key from outside or by operating inside lever. Auxiliary dead latch. Inside knob/lever is always free for immediate egress.

Mortise

FALCON ANSI

MA411* F30

Asylum Lock
Latch bolt operated by key from either side. Both knobs/levers always inoperative. Auxiliary dead latch.

MA431 F34

Classroom Security Lock with Deadbolt
Latch bolt operated by knob/lever from either side except when outside knob/lever is locked from inside or outside by key. Dead bolt retracted by key from inside or outside. Operating inside knob/lever retracts both bolts and unlocks outside. Latch bolt dead locked when dead bolt is thrown. Inside knob/lever is always free for immediate egress. Available with messaging indicator. Please specify.

MA441 F32

Classroom Security Lock
Latch bolt operated by knob/lever from either side except when outside knob/lever is locked from inside or outside by key. When outside knob/lever is locked, latch bolt is retracted by key from inside or outside or by operating inside knob/lever. Auxiliary dead latch. Inside knob/lever is always free for immediate egress. Available with messaging indicator. Please specify.

MA451 F15

Hotel Guest Lock
Latch bolt operated by key from outside or by operating inside knob/lever. Outside knob/lever is always inoperative. Dead bolt projected by turn from inside and all keys except emergency key are shut out. Operating inside knob/lever retracts both bolts. Auxiliary dead latch. Inside knob/lever is always free for immediate egress. Using MA451 in conjunction with SFIC must use Falcon SFIC mortise housing and Falcon SFIC core. Available with messaging indicator. Please specify.

MA521 F04

Entry/Office Lock
Latch bolt operated by knob/lever from either side except when outside knob/lever is made inoperative by buttons in face. When outside knob/lever is locked, latch bolt is retracted by key from outside or by operating inside knob/lever. Auxiliary dead latch. Inside knob/lever is always free for immediate egress.

MA531 F20

Apartment Corridor Door Lock
Latch bolt operated by knob/lever from either side, except when outside knob/lever is made inoperative by buttons in face. Dead bolt operated by key outside or turn inside. Key outside operates both bolts. Operating inside knob/lever retracts both bolts and outside remains locked. Latch bolt is deadlocked when outside knob/lever is made inoperative or when the dead bolt is projected. When dead bolt is retracted, knob/lever is unlocked by buttons in face. Inside knob/lever is always free for immediate egress.

*** Caution:** Double cylinder locks on residences and any door, in any structure, which is used for egress are a life safety hazard in times of emergency and their use is not recommended. Installation should be in accordance with existing codes only.

Prices subject to change without notice

MA-Series • Functions

ANSI A156.13 Series 1000 Grade 1 Operation
Mortise
FALCON ANSI

MA541* F21



Entry or Office Lock
Latchbolt retractedby knob/lever from either side. Deadbolt thrown or retracted by key outside or thumbturn inside. Available with messaging indicator. Please specify. Operating the inside lever will not retract latch bolt and deadbolt simultaneously.

MA551 F06

Holdback Lock
Latch bolt operated by lever from either side except when outside lever is locked from outside by key. Latch bolt can be locked in a retracted position by key. When outside lever is locked, latch bolt is retracted by key from outside or by operating inside lever unless latch bolt has been locked in a retracted position.Auxiliary dead latch. Inside knob/lever is always free for immediate egress.
Note: Chassis is handed

MA561 F05

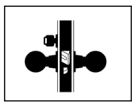

Classroom Lock
Latchbolt operated by knob/lever from either side except when outside knob/lever is locked by key. When outside knob/lever is locked, latchbolt is retracted by key from outside or by operating inside knob/lever. Auxiliary latch deadlocks latchbolt when door is closed. Inside knob/lever is always free for immediate egress.

MA571 F13

Dormitory or Exit Lock
Latch bolt operated by knob/lever from either side. Dead bolt projected by key from outside and turn from inside. Operating inside knob/lever retracts both bolts and unlocks outside. Inside knob/lever is always free for immediate egress. Available with messaging indicator. Please specify.

MA581 F07

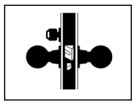

Storeroom Lock
Latch bolt operated by key from outside or by operating inside knob/lever. Outside knob/lever is always inoperative. Auxiliary dead latch. Inside knob/lever is always free for immediate egress.

MA621 F08/F10

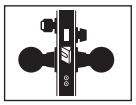

Apartment Corridor Lock
Latch bolt is operated by knob/lever from either side, except when outside knob/lever is made inoperative by buttons in face. Dead bolt is operated by turn inside. Key outside operates both bolts. Inside knob/lever is always free for immediate egress.

MA641

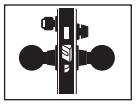

Dormitory Lock
Latch bolt by knob/lever inside and key outside. Inside knob/lever free. Outside knob/lever rigid. Dead bolt by key outside or T-turn inside. Rotating inside knob/lever retracts both bolts. Deadlocking latch. Inside knob/lever is always free for immediate egress. Available with messaging indicator. Please specify.

Mortise
FALCON ANSI

MA851-12
MA851-24

Storeroom-Fail Safe EL
Latch bolt operated by knob/lever from either side except when outside knob/lever is electrically locked. When outside knob/lever is locked, latch bolt retracted by key in outside cylinder. Deadlocking latch. Specify 12 or 24V DC. Inside knob/lever is always free for immediate egress.

MA851-12RX
MA851-24RX

Storeroom-Fail Safe EL w/ MA851-24RX Request to Exit (RX)
Latch bolt operated by knob/lever from either side except when outside knob/lever is electrically locked. When outside knob/lever is locked, latch bolt retracted by key in outside cylinder. RX monitors lever rotation from both sides. Compatible with normally open systems. Deadlocking latch. Specify 12 or 24V DC. Inside knob/lever is always free for immediate egress.

MA881-12
MA881-24



Storeroom-Fail Secure EU
Latchbolt operated by knob/lever from inside except when outside knob/lever is electrically unlocked, then knob/lever from either side. When locked, key in outside cylinder retracts latch bolt. Specify 12 or 24V DC. Deadlocking latch. Inside knob/lever is always free for immediate egress.

MA881-12RX F15
MA881-24RX



Storeroom-Fail Secure EU
Latchbolt operated by knob/lever from inside except when outside knob/lever is electrically unlocked, then knob/lever from either side. When locked, key in outside cylinder retracts latch bolt. RX monitors lever rotation from both sides. Compatible with normally open systems. Deadlocking latch. Specify 12 or 24V DC Inside knob/lever is always free for immediate egress.

MA911 F29

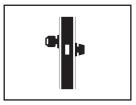

Classroom Dead Lock
Key from outside operates dead bolt. Turn from inside retracts but does not project dead bolt.

MA921 F18

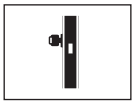

Outside Only Deadlock
Dead bolt by key outside only. Available with messaging indicator. Please specify.

MA931* F16

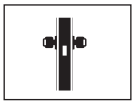

Two-sided Deadlock
Dead bolt by key from either side. Available with messaging indicator. Please specify.

MA941 F17



Deadlock w/ inside turn
Dead bolt by key outside or turn inside. Available with messaging indicator. Please specify.

MA12/MA18

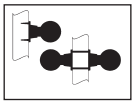

Dummy Trim
Single or double available.
Single (MA12)
Double (MA18)

*** Caution:** Double cylinder locks on residences and any door, in any structure, which is used for egress are a life safety hazard in times of emergency and their use is not recommended. Installation should be in accordance with existing codes only. No Immediate Egress.

Prices subject to change without notice

AG (Avalon-Gala)

DG (Dane-Gala)

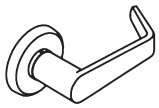

LTG (Latitude-Gala*)

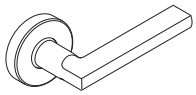

BRG (Broadway-Gala*)

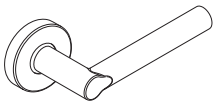

QG (Quantum-Gala)

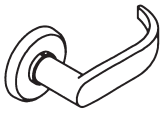

SG (Sutro-Gala) Cast Lever

LGG (Longitude-Gala*)

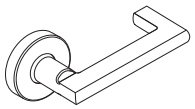

BOG (Boardwalk-Gala*)

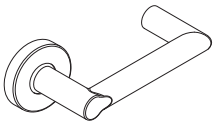

MA Lever/Rose Styles

Function	Description	Designs and Finishes AG DG QG SG** LTG* LGG* BRG* BOG* 626 643E	Designs and Finishes AG DG QG SG** LTG* LGG* BRG* BOG* 605 606 613 619 622 625 630*
Single Cylinder Functions			
MA521P	Entry/Office	$724.00	$736.00
MA551P	Holdback		
MA561P	Classroom		
MA581P	Storeroom		
MA541P	Entry/Office	747.00	759.00
MA571P	Dormitory Exit		
MA531P	Apartment Corridor		
MA621P	Front Door	740.00	752.00
MA641P	Dormitory		
MA451P	Hotel	934.00	946.00
MA851P-12 or -24 [1]	Elect. Storeroom (Fail Safe)	981.00	993.00
MA881P-12 or -24 [1]	Elect. Storeroom (Fail Secure)		
MA851P-12RX or -24RX [1]	Elect. Storeroom (Fail Safe) w/ RX	1,217.00	1,229.00
MA881P-12RX or -24RX [1]	Elect. Storeroom (Fail Secure) w/ RX		
Double Cylinder Functions			
MA371P	Store Door	$796.00	$808.00
MA381P	Apartment /Exit		
MA411P	Asylum		
MA441P	Classroom Security		
MA431P	Classroom Security with deadbolt	819.00	831.00
CAUTION: Double cylinder locks on residences and any door in any structure which is used for egress are a life safety hazard in times of emergency and their use is not recommended. Installation should be in accordance with existing codes only.			
Non-Keyed Functions			
MA101	Passage	$565.00	$577.00
MA161	Exit/Connecting	459.00	465.00
MA301	Privacy	651.00	663.00
MA311	Privacy	747.00	759.00
MA321	Privacy	650.00	662.00
MA12	Half Dummy	202.00	208.00
MA18	Full Dummy	409.00	421.00

Note: **1)** Specify 12 or 24VDC. Default is 12V.
Power supply PS902 will be sufficient to operate an individual lock for multiple lock installation - see Power Supply section.

* Latitude, Longitude, Broadway and Boardwalk levers not available in 630 finish.

** Sutro-Gala trim not available in 619, 622 or 643e finishes.

Prices subject to change without notice

MA-Series • Complete Locks

Grade 1 Mortise Locks with Cast/Forged or Heavy Wrought Trim ANSI-A156.13, SERIES 1000, GRADE 1

AN (Avalon-Napa)

DN (Dane-Napa)

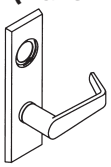

LTN (Latitude-Napa*)

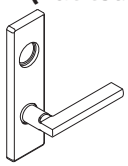

BRN (Broadway-Napa*)

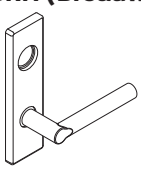

QN (Quantum-Napa)

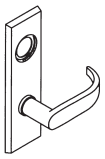

SN (Sutro-Napa) Cast Lever

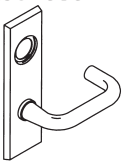

LGN (Longitude-Napa*)

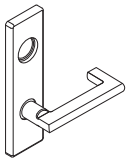

BON (Boardwalk-Napa*)

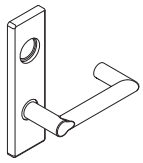

MA Lever Escutcheon Styles

Function	Description	Designs and Finishes: AN DN QN SN** LTN* LGN* BRN* BON* — 626 643E	Designs and Finishes: AN DN QN SN** LTN* LGN* BRN* BON* — 605 606 613 619 622 625 630
Single Cylinder Functions			
MA521P	Entry/Office	$778.00	$790.00
MA551P	Holdback		
MA561P	Classroom		
MA581P	Storeroom		
MA541P	Entry/Office	800.00	812.00
MA571P	Dormitory Exit		
MA531P	Apartment Corridor		
MA621P	Front Door	793.00	805.00
MA641P	Dormitory		
MA451P	Hotel	987.00	999.00
MA851P-12 or -24[1]	Elect. Storeroom (Fail Safe)	1,034.00	1,046.00
MA881P-12 or -24[1]	Elect. Storeroom (Fail Secure)		
MA851P-12RX or -24RX[1]	Elect. Storeroom (Fail Safe) w/ RX	1,270.00	1,282.00
MA881P-12RX or -24RX[1]	Elect. Storeroom (Fail Secure) w/ RX		
Double Cylinder Functions			
MA371P	Store Door	$850.00	$862.00
MA381P	Apartment/Exit		
MA411P	Asylum		
MA441P	Classroom Security		
MA431P	Classroom Security with deadbolt	872.00	884.00
CAUTION: Double cylinder locks on residences and any door in any structure which is used for egress are a life safety hazard in times of emergency and their use is not recommended. Installation should be in accordance with existing codes only.			
Non-Keyed Functions			
MA101	Passage	$618.00	$630.00
MA161	Exit/Connecting	512.00	518.00
MA301	Privacy	704.00	716.00
MA311	Privacy	800.00	812.00
MA321	Privacy	703.00	715.00
MA12	Half Dummy	254.00	260.00
MA18	Full Dummy	463.00	475.00

Note: **1)** Specify 12 or 24 VDC.
Power supply PS902 will be sufficient to operate an individual lock for multiple lock installation - see Power Supply section.

* Latitude, Longitude, Broadway and Boardwalk levers not available in 630 finish.

** Sutro-Napa trim not available in 619, 622 or 643e finishes.

Prices subject to change without notice

MA Series Mortise Deadlocks

Function	Description	Sectional List Price		Escutcheon List Price	
		626, 643E	605 606 613 619 622 625 630	626, 643E	605 606 613 619 622 625 630
MA911P	Classroom Deadlock	$603.00	$615.00	$763.00	$775.00
MA921P	Deadlock by key outside	558.00	570.00	718.00	730.00
MA931P**	Deadlock by key from either side, Double Cylinder lock	602.00	614.00	762.00	774.00
MA941P	Single Cylinder, Thumbturn inside	703.00	715.00	863.00	875.00

****CAUTION:** Double cylinder locks on residences and any door in any structure which is used for egress are a life safety hazard in times of emergency and their use is not recommended. Installation should be in accordance with existing codes only.

Note: **1)** Deadlock case comes with appropriate armor front.

Conventional Mortise Cylinders

Pins	Length	Description	Number	626 643e	605 606 613 619 622 625 630
5 or 6	1-1/8	Mortise	985	$77.00	$81.00
	1-1/4		986		
5, 6, or 7	1-3/8	Mortise	987	77.00	81.00
	1-1/2		988	106.00	110.00
	1-3/4		990	127.00	131.00
	2		992	133.00	137.00
6	1-1/8	Mortise, hotel function*	250	100.00	104.00
	1-1/4		251		
6	1-3/8		252		
7	1-3/8		253		
-	1-1/8	Mortise thumbturn cylinder **	985T	119.00	123.00
	1-1/4		986T		
-	1	Dummy	984D	45.00	49.00
	1-1/8		985D		

* Hotel mortise cylinder are only offered as Master keyed or 6-pin 0-bitted and must be specified. If not specified, 0-bitted furnished.

** Important: When using 985T or 986T Falcon mortise thumbturn cylinder, if the turn is left in the 180 position it could interfere with cylinder retraction on the outside.

Notes: **1)** Cylinders are furnished 5-pin G keyway, keyed differently unless otherwise specified.

2) Restricted sections see page 131. See Keys & Keying for standard keyways. Contact 877-671-7011 for availability.

3) MA cam (5622-STD) provided unless otherwise specified.

4) For 7-pin conventional add $14.60.

5) All mortise cylinders will be furnished with cam 5622-STD, except for MA381 function which will be supplied with 5620-STD and 5621-STD. See page 142 for additional available cams.

6) Mortise and rim cylinders are not available in any competitor keyway.

7) 984D, 985D not available in 629 and 630.

8) Conventional mortise cylinder with Schlage C keyway are available with the following cams only, 5622-STD & B502-191. Specify XQ11-949 when ordering with cylinder dogging. MA451 (Hotel Function) is not available in Schlage C keyway for conventional cylinders.

9) Add $13.30 (list) for Falcon restricted keyways. See page 4 for standard keyways. All others are restricted. Falcon conventional cylinder restricted keyways use a unique pin kit (P/N 1417) and cutter wheel for keys.

10) 985T is not available in 619, 622, 625 and 643e.

SFIC MA Series housings only

Cat. Number	Length	Pins	Description	626, 643E	605 606 613, 619 622 625 630
C987-xx	1 3/8"	6 or 7	Mortise	$45.00	$47.00
C988-xx	1 1/2"	6 or 7	Mortise		
C990-xx	1 3/4"	6 or 7	Mortise	59.00	61.00
C991-xx	1 7/8"	6 or 7	Mortise	63.00	65.00
C992-xx	2"	6 or 7	Mortise	63.00	65.00
C997-xx	1 3/8"	6 or 7	Mortise, unassembled, less cam	30.00	32.00
C262-xx	1 5/8"	6 or 7	Mortise, hotel function RH	82.00	84.00
C265-xx	1 5/8"	6 or 7	Mortise, hotel function LH		

Notes: **1)** All mortise cylinders will be furnished with cam 5622-IC, except for MA381 function which will be supplied with 5620-IC and 5621-IC. See page 142 for additional available cams.

2) C977 is only furnished with 012667-001 Adams Rite Cam.

3) 625 finish only available on C997-xx.

Prices subject to change without notice

MA-Series • Cylinder Options

Conventional Cylinder options

Description	Specify	Add to Lock Price
5 pinned cylinder	P Suffix Example: MA581P	STD
6 pinned cylinder	P6 Suffix Example: MA581P6	N/C
7 pinned cylinder	P7 Suffix Example: MA581P7	$14.60
6 pinned Competitor keyway cylinders*	P6 Suffix Example: MA581P6 (0 Bitted, KD, KA4 only)	8.20

* Competitor keyways are furnished 0 bitted, unless otherwise specified. Not available Master keyed.

Notes: **1)** Finishes: 606, 622, & 626 only
2) Specify keyway
3) Cylinders are furnished G keyway, keyed differently unless otherwise specified.
4) Restricted sections add $13.30 to list price. See page 4 for list of standard keyways. All other keyways are considered restricted. Contact 877-671-7011 for availability.
5) 622 Finish is available only on Allegion cylinders (P, P6, & P7) in C & G Keyways.

Small Format Interchangeable Core and Small Format Construction Core

Description	Specify	Add to Lock Price (per core)
Small format core (BEST Style) *	BB6/7 Suffix Example: MA581BB6	$54.00
Small format core (Best Falcon Style) *	G6/7 Suffix Example: MA581G6	
Small format construction core **	H Suffix Example: MA581HD	54.00
Less Small format core	B Suffix Example: MA581BD	N/C
Small format disposable core	BDC Suffix Example: MA581BDC	N/C

* Keying must be specified
** Locks are assessed one non-refundable handling charge (50-231F) per core.

Note: **6)** Control keys are not furnished with locks and must be ordered separately. See page 141 for details.
7) 622 Finish is available only on SFIC (G) in C & G Keyways.
8) Using MA451 in conjunction with SFIC must use Falcon SFIC mortise housing and Falcon SFIC core.

Prices subject to change without notice

MA-Series Strikes with Locks

Descriptions	Lip Length	Specify	Add to Lock Price 605, 606, 613 622, 625, 626, 643E
Standard - 1-3/4" Door Thickness	1-1/4"	A8737-1	N/C
Optional - 2" Door Thickness	1-7/16"	A8737-2	
Optional - 2-1/4" Door Thickness	1-9/16"	A8737-3	
Optional - 2-1/2" Door Thickness	1-11/16"	A8737-4	
Optional - 1-3/4" Door Thickness	7/8"	A8737-5	

MA-Series Strikes Sold Separately

Descriptions	Lip Length	Specify	Price 605, 606, 613 622, 625, 626, 643E
Standard - 1-3/4" Door Thickness	1-1/4"	A8737-1	$29.70
Optional - 2" Door Thickness	1-7/16"	A8737-2	38.80
Optional - 2-1/4" Door Thickness	1-9/16"	A8737-3	
Optional - 2-1/2" Door Thickness	1-11/16"	A8737-4	
Optional - 1-3/4" Door Thickness	7/8"	A8737-5	

Note: Strikes for MA locks with finishes 629 and 630 are supplied in 625 and 626.

MA-Series Armor Fronts (Scalps) Sold Separately

Descriptions	Part Number	Price 605, 606, 613 622, 629, 630, 643E
MA101, 321	S77801-LL	$54.50
MA521	S77804-LL	
MA161, 381, 411, 441, 561, 581, 851, 881, 551	S77805-LL	
MA621	S77811-LL	
MA451, 641	S77815-LL	
MA911, 921, 931, 941	S77816-LL	
MA301, 311, 371, 541, 571, 431	S77819-LL	
MA531	S77820-LL	

Notes: **1)** Armor front is included in complete MA lock

2) Screws not provided with armors or strikes when ordered separately. Please order S76300 if additional screws are required.

MA-Series • Cases and Trim

MA-Series Lock Case

Part Number	Description	List Price
A7801-xx	MA101	145.00
A7831-xx	MA161	253.00
A7802-xx	MA301	127.00
A7819-xx	MA311	233.00
A7822-xx	MA321	126.00
A7814-xx	MA371	247.00
A7809-xx	MA381	247.00
A7830-xx	MA411	247.00
A7815-xx	MA451	408.00
A7804-xx	MA521	243.00
A7820-xx	MA531	204.00
A7821-xx	MA541	204.00
A7805-xx	MA561, 441	247.00
A7813-xx	MA571, 431	271.00
A7807-xx	MA581	243.00
A7808-xx	MA621	195.00
A7815-xx	MA641	408.00
A7806-xx	MA551	243.00
A7851-12-xx	MA851 12V	526.00
A7851-24-xx	MA851 24V	526.00
A7881-12-xx	MA881 12V	526.00
A7881-24-xx	MA881 24V	526.00
A7851-12RX-xx	MA851 12V RX	786.00
A7851-24RX-xx	MA851 24V RX	786.00
A7881-12RX-xx	MA881 12V RX	786.00
A7881-24RX-xx	MA881 24V RX	786.00
A7829-xx	MA911	321.00
A7816-xx	MA921, 931, 941	245.00

Notes: 1) xx Specify handing: RH= Right hand. LH= Left hand. RR = Right hand reverse. LR = Left hand reverse.
2) Does not include armor front

MA-Series Lever Assemblies

Part Number	Description	List Price	
		626 643E	605 606 613 619 622 625 630
AS76029-L/RH	Avalon, sectional trim	$159.00	$162.00
AS76140-L/RH	Quantum, sectional trim		
AS76526-L/RH	Sutro, sectional trim		
AS76280-L/RH	Dane, sectional trim		
AS76321-L/RH	Broadway, sectional trim (Not available in 630 finish)		
AS76310-L/RH	Boardwalk, sectional trim (Not available in 630 finish)		
AS76360-L/RH	Latitude, sectional trim (Not available in 630 finish)		
AS76760-L/RH	Longitude, sectional trim (Not available in 630 finish)		
AE77321-L/RH	Broadway, escutcheon trim (Not available in 630 finish)		
AE77310-L/RH	Boardwalk, escutcheon trim (Not available in 630 finish)		
AE77360-L/RH	Latitude, escutcheon trim (Not available in 630 finish)		
AE77760-L/RH	Longitude, escutcheon trim (Not available in 630 finish)		
AE77029-L/RH	Avalon, escutcheon trim		
AE77140-L/RH	Quantum, escutcheon trim		
AE77526-L/RH	Sutro, escutcheon trim		
AE77280-L/RH	Dane, escutcheon trim		

Notes: 3) Specify finish and handing
4) Lever assemblies include one lever assembly with spring cage.

MA-Series Rose

Part Number	Description	List Price	
		626 643E	605 606 613 619 622 625 630
S76012	Rose, Gala	$40.90	$43.90
AS76853	Emergency Coin Turn Rose Turn for MA 301/311/321	42.40	45.40
AS75319	Thumbturn assembly for sectional trim for MA 301/311/321 when door thickness is less than 2"	42.40	45.40
AS76319	Thumbturn Assembly for sectional trim for all functions except MA 301/311/321 when door thickness is less than 2"		

Notes: 5) Specify finish

MA-Series ROSE with INDICATOR (Only available for 1-3/4" and 1-7/8" door thicknesses.)

Part Number	Description	List Price	
		626	630
AE55012-OT	Outside indicator, sectional trim, MA301/311/321.	$122.00	$125.00
AE55012-OC	Outside Indicator, sectional trim, All functions except MA 301/311/321/441.		

Notes: 6) Specify finish
Prices subject to change without notice

MA-Series Escutcheons

Part Number	Description	List Price	
		626 643E	605 606 613 619 622 625 630
AE77012-OP	Napa, Outside lever opening	$97.00	$100.00
AE77012-OC	Napa, Outside Cylinder and lever openings		
AE77012-OK	Napa, Outside Cylinder only opening		
AE77012-OT	Napa, Outside Emergency key and lever opening		
E77012-IP	Napa, Inside lever opening		
E77012-IB	Napa, inside Blank, no lever opening		
AE77012-IT	Napa, Inside lever opening with thumbturn attached	117.00	120.00
AE77012-IE	Napa, Inside no lever opening with thumbturn attached		
E77012-IC	Napa, Inside Cylinder and lever opening	120.00	123.00
E77012-IK	Napa, Inside Cylinder only opening		

Note: 1) Specify finish

MA-Series ESCUTCHEONS with INDICATOR

(Only available for 1-3/4" and 1-7/8" door thicknesses.)

Part Number	Description	List Price	
		626	630
AE87012-0T	Napa, outside indicator escutcheon trim, MA301/311/321. Vacant/Occupied.	$146.00	$149.00
AE87012-0K	Napa, outside indicator escutcheon trim, MA921/931/941. Vacant/Occupied.		
AE87012-0C	Napa, outside indicator escutcheon trim, all other functions. Vacant/Occupied.		
AE87012-IC	Napa, inside indicator escutcheon trim, MA441. Vacant/Occupied.		

Note: 2) Specify finish

MA-Series Screw Packs

Part Number	Description	List Price
		606 613 630
S76300	1-3/4" - 1-7/8" door thickness, sectional trim with levers	$31.80
S76301	Over 1-7/8" - 2-1/2" door thickness, sectional trim with levers	
E77301	Over 1-7/8" - 2-1/2" door thickness, escutcheon trim with levers	
E77303	Over 1-7/8" - 2-1/2" door thickness, escutcheon trim with knobs	
S76306	Torx screw pack, sectional trim, no turn	
S76307	Torx screw pack, sectional trim, with turn	
E77306	Torx screw pack, escutcheon trim, standard	
E77307	Torx screw pack, escutcheon trim, over 1-7/8" – 2-1/2" door thickness	
S76302	1-3/4" - 1-7/8" door thickness, sectional trim with knobs	
S76303	Over 1-7/8" - 2-1/2" door thickness, sectional trim with knobs	
E77300	1-3/4" - 1-7/8" door thickness, escutcheon trim with levers	
E77302	1-3/4" - 1-7/8" door thickness, escutcheon trim with knobs	

Notes: 3) Specify finish (Screw packs not available in 622 finish)
4) Non torx screw packs contains armor front screws, strike screws, trim screws, mortise screws, spindle, mounting posts
5) Torx screw packs contain armor front, strike and trim screws only

MA/M-Series Miscellaneous Parts

Part Number	Description	List Price
PE1396	Dust Box, standard with lock	$6.80
005099-000-30	Metal Dust Box	12.70
S76806	Spindles (2) for lever on standard door thickness or knob on door thickness 1-7/8" - 2-1/2"	8.60
S76816	Spindles (2) for lever on door thickness 1-7/8" - 2-1/2"	8.60
S76206	Spindles (2) for knob on standard door thickness	8.60
S76802	Spindles (2) for connecting door, MA161	8.60
AS5813	Mounting plate for use with no outside trim	22.80
030057-002	Replacement M lock lever return spring*	12.20

Note 6): *Return spring is for the old Falcon M mortise lock not the current Falcon MA mortise lock.

Prices subject to change without notice

MA-Series • Options

Locks Less Components

Description	Specify	Deduct from Lock Price
Less each lever	LLL for knob/lever design Example: MA581P LLL/DG x DG	$34.20
Less each escutcheon	LLL for escutcheon design Example: MA581P DN x DN/LLL	34.70
Less each rose	LLL for rose design Example: MA581P DG x DG/LLL	8.90
Less standard cylinder	L suffix Example: MA581L DG	76.00
Less standard hotel cylinder	L suffix Example: MA451L DG	76.00
Less armor front	LLL for latch Example: MA581P DG 626 LLL 21315R	29.30
Less strike	LLL for strike Example: MA581P DG 626 20099 LLL	15.20

Notes: 1) MA-series locks ordered less all components will be furnished as lock cases. See page 35 for part numbers.

2) Sum of applicable deducts, use DG (Dane Gala) and specified finish for base price.

Non-Standard Door Thickness

Description	Specify	Add to Lock Price
Over 1 7/8" – 2 1/2" thick doors	Door thickness and how door is extended Example: 2", EE	$107.00

Notes: 3) Must indicate how lock will be extended: Extended Inside (EI) on non-thumb turn functions only
Extended Outside (EO) on all functions
Extended Equally (EE) on all functions

4) MA451 has maximum 1-3/4" door thickness

Abrasive (Available on Avalon, Dane, Quantum and Sutro)

Description	Specify	Per Lever - Add to Lock Price
6 Prefix	Example: 6 DG for Dane Gala* * G6 Prefix (Abrasive) not available in 613	$74.00

Note: 5) Abrasive option not available on Latitude, Longitude, Broadway, & Boardwark levers.

Knurling (Available on Avalon, Dane, Quantum and Sutro)

Description	Specify	Per Lever - Add to Lock Price
8 Prefix	Example: 8 DG for Dane Gala** **Knurling only available in 626 finish and levers only	$110.00

Note: 6) Knurling option not available on Latitude, Longitude, Broadway, & Boardwark levers.

Lead Wrap

Description	Specify	Add to Lock Price
9 Prefix	Example: 9 DG for Dane Gala	$237.00

Note: 7) Lead Wrap option not available on Latitude, Longitude, Broadway, & Boardwark levers.

Allegion Connect

Suffix		List Add
CON	Cross-category solution using common interconnect components for electrified options. Available on the MA851 and MA881 functions including all voltage (12 or 24) and RX options. *For wire harness options refer to Electronic Power Supplies section.*	N/C

Indicators (Only available for 1-3/4" and 1-7/8" door thicknesses.)

Description	Specify	Add to Lock Price
OCCUPIED/VACANT message indicator. For Sectional and Escutcheon Trim	Add M Suffix to trim. Example: DGM for Dane Gala	$120.00

Note: 8) Optional Vacant available on the following functions: MA301, MA311, MA321, MA371, MA431, MA451, MA541, MA571, MA641, MA921, MA931, MA941 on the outside of door.
Optional Vacant available on the following functions: MA441 on the inside of door.
Available in 626 (Satin Chrome) or 630 (Satin Stainless) finish only.

Prices subject to change without notice

MA-Series Trim Packages

			List Price	
Cat. Number	**Function**	**Specify Style**	**626 643E***	**605 606 613 619* 622* 625 630****
TP 50 S	101, 371, 381, 411, 431, 441, 521, 551, 561, 581, 851, 881	Dane, Sutro, Avalon, Quantum, Latitude, Longitude, Broadway, Boardwalk	$395.00	$407.00
TP 60 C	301, 311, 321	Dane, Sutro, Avalon, Quantum, Latitude, Longitude, Broadway, Boardwalk	431.00	443.00
TP 70 T	451, 531, 541, 571, 621, 641	Dane, Sutro, Avalon, Quantum, Latitude, Longitude, Broadway, Boardwalk	460.00	472.00
TP 55 E	101	Dane, Sutro, Avalon, Quantum, Latitude, Longitude, Broadway, Boardwalk	476.00	488.00
TP 65 E	311, 321, 301	Dane, Sutro, Avalon, Quantum, Latitude, Longitude, Broadway, Boardwalk	499.00	511.00
TP 75 E	431, 441, 411, 371, 381	Dane, Sutro, Avalon, Quantum, Latitude, Longitude, Broadway, Boardwalk		
TP 85 E	551, 881, 851, 581, 561, 521	Dane, Sutro, Avalon, Quantum, Latitude, Longitude, Broadway, Boardwalk		
TP 95 E	641, 541, 531, 571, 621, 451	Dane, Sutro, Avalon, Quantum, Latitude, Longitude, Broadway, Boardwalk		

Notes:

S = Sectional, No Thumbturn, up to 2 cylinders
C = Sectional, Thumbturn, no cylinder
T = Sectional, Thumbturn & cylinder
E = Escutcheon Trim

1) Specify Lever style and finish
2) Contains inside and outside trim, screw pack with mounting hardware. Does not include armor front or strike.
3) If Abrasive option is required on trim package, add additional $74.00 to list price. Not available on Latitude, Longitude, Boardwalk and Broadway levers.
4) If Knurling option is required on trim package, add additional $110.00 to list price. Not available on Latitude, Longitude, Boardwalk and Broadway levers.

* Sutro-Gala and Sutro-Napa Levers not available in 619, 622 or 643e finishes.

** Latitude, Longitude, Broadway and Boardwalk levers not available in 630 finish.

MA-Series • Notes

Table of Contents

Function Chart 41
Complete Lock Pricing 42
Order Detail 43

Options
Latches 43
Strikes 43
Cylinder Requirements 45
Competitor Cylinders 46

Parts
Complete Cylinders 47
Conventional Cylinder Options 47
Lock Less Components 48
Tactile Warning 48
Lead Lining 48
Levers 49
Roses 49
Misc. Parts 50
Screws 50
Tailpieces 51

Product Identification

RU 501 P D

Latch Suffix
D = Deadlatch
S = Springlatch

Cylinder Suffix
BB6 = 6-Pin SFIC Best capping
BB7 = 7-Pin SFIC Best capping
G6 = 6-Pin SFIC Falcon capping
G7 = 7-Pin SFIC Falcon capping
B = Less SFIC
BDC = SFIC Disposable Construction
H = SFIC Refundable Construction
P = 6-Pin/Keyed 5
P6 = 6-Pin Conventional
P7 = 7-Pin Conventional
L = Less 6-Pin Conventional
L7 = Less 7-Pin Conventional
J = Less FSIC (specify manufacturer)

Function
See 45

Lock Series

SFIC = Small Format (Best® Style) Interchangeable Core

Finish Codes and Descriptions

Code		Description
613	(US10B)	Oil Rubbed Bronze
626	(US26D)	Satin Chrome

Standard Features - Furnished unless otherwise specified

BHMA CERTIFIED

Certification	ANSI A156.2, Series 2000, Grade 1, UL Listed for 3-Hour fire door
Latch	1-1/8" x 2-1/4", Square corner faceplate, 1" housing diameter, 1/2" throw, 2-3/4" backset
Strike	1-1/4" x 4-7/8", ANSI, Square corner, with dust box
Cylinder	6-Pin, Solid brass, Keyed 5-Pin, Falcon G keyway, Keyed different (KD)
Door Range	1-3/4" - 2-1/8" standard
Keys	Two, Nickel silver cut keys per lock, Falcon G keyway

RU Series

GRADE 1 PREASSEMBLED LOCK

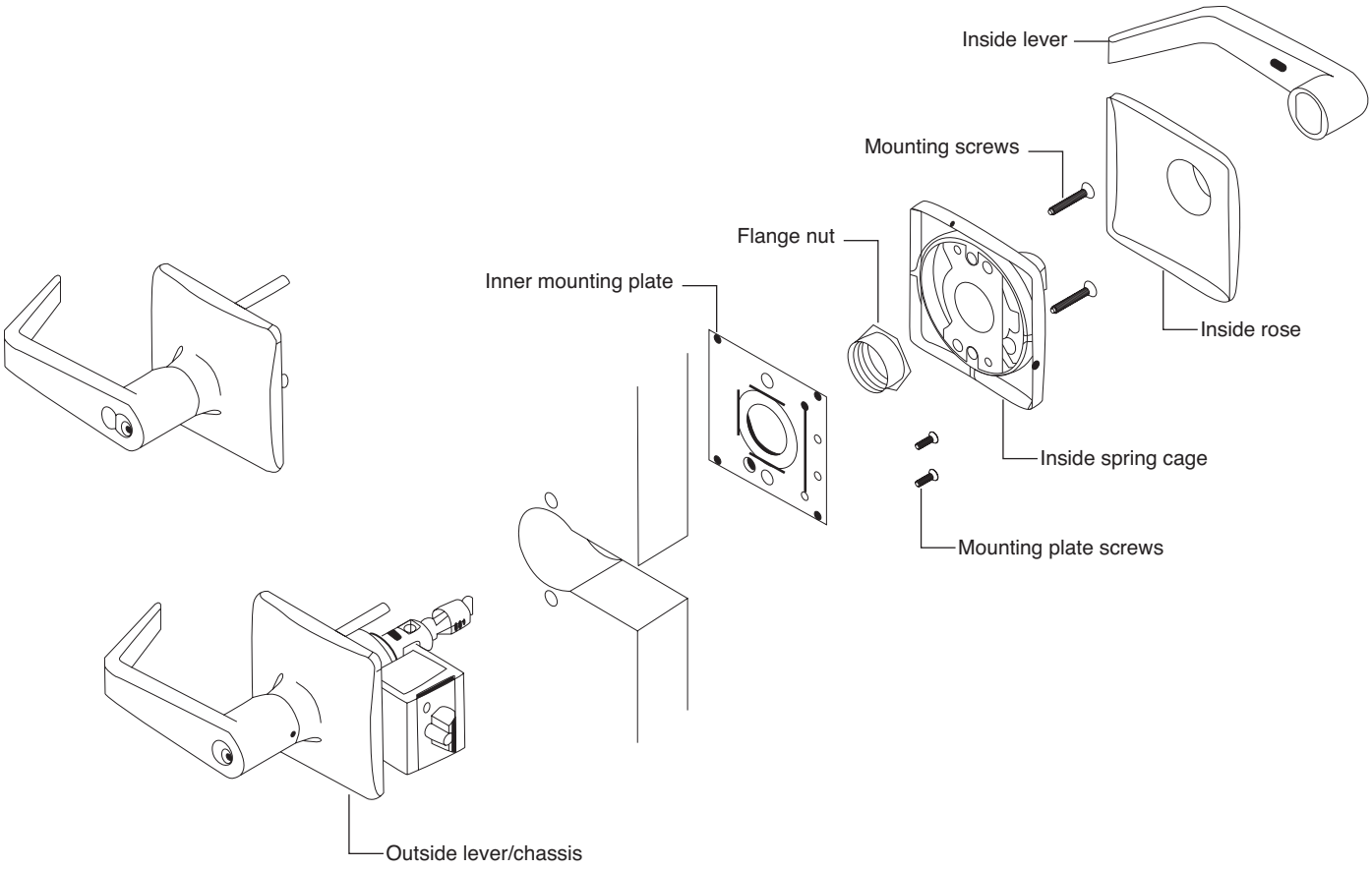

Prices subject to change without notice

ANSI A156.2, Series 2000 Grade 1
Retrofit Locks

FALCON ANSI

RU101 F36 **Passage/Closet Latchset**
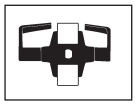
Latch bolt by levers at all times.

RU301 F37 **Privacy/Bedroom/Bath Lock**
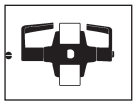
Latch bolt by levers. Outside lever locked by push button in inside lever. Rotating inside lever or closing door releases push button. Emergency release in outside lever unlocks door.

RU381 F45 **Classroom Security Lock**
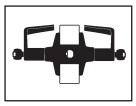
Latchbolt operated by lever from either side except when key from inside lever locks outside lever. When outside lever is locked, latchbolt retracted by key in outside lever or by turning inside lever.

RU411 **Asylum Lock***

Deadlocking latch bolt by key from either side at all times. Both levers inoperable.

RU501 F41 **Entry Lock**
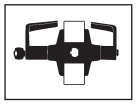
Push button locking. Button on inside locks outside lever until unlocked by key or by rotating inside lever.
Inside lever always free.
Deadlocking latch bolt.

RU511 F40/F41 **Entry/Office Lock**
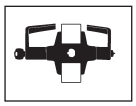
Turn/push button locking. Pushing and turning button locks outside lever requiring use of key until button is manually unlocked. Push button locking. Pushing button locks outside lever until unlocked by key or by rotating inside lever. Inside lever always free. Deadlocking latch bolt.

Retrofit Locks

FALCON ANSI

RU521 F40 **Office Lock**
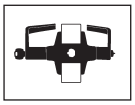
Turn button locking. Turning button locks outside lever requiring use of key until button is manually unlocked. Inside lever always free. Deadlocking latch bolt.

RU561 F42 **Classroom Lock**

Deadlocking latch bolt by levers. Outside lever is locked by key in outside lever. Inside lever is always free.

RU571 F48 **Dormitory/Corridor Lock**
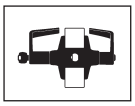
Deadlocking latch bolt by levers except when locked by push button in inside lever. Key in outside lever locks or unlocks lever and releases button. Closing door releases push button. Inside lever always free.

RU581 F44 **Storeroom Lock**
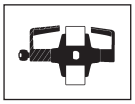
Deadlocking latch bolt by lever inside or key outside. Outside lever is inoperable. Inside lever always free.

RU851 **Storeroom (Electrified-Fail Safe)**

Latch bolt operated by lever from either side except when outer lever is electrically locked. When outer lever is locked (inoperable), latch bolt retracted by key in cylinder outside. 24 volt DC .185 Amps, continuous duty.

RU881 **Storeroom (Electrified-Fail Secure)**
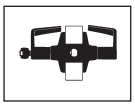
Deadlocking latch bolt operated by lever inside at all times. Outside lever inoperable until electrically unlocked, then latch bolt from either side. When outside lever is inoperable, latch bolt retracted by key in cylinder outside.
24 volt DC .185 Amps, continuous duty.

*** Caution:** Double cylinder locks on residences and any door, in any structure, which is used for egress are a life safety hazard in times of emergency and their use is not recommended. Installation should be in accordance with existing codes only.

Prices subject to change without notice

D (Dane)

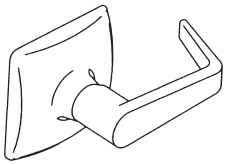

Q (Quantum)

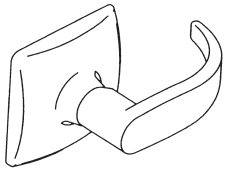

Key-In-Lever

Function	Description	Designs and Finishes	
		D Q	D
		626	613
Single Cylinder Functions			
RU501PD	Entry	$1,023.00	$1,035.00
RU511PD	Entry/Office		
RU521PD	Entry/Office		
RU561PD	Classroom		
RU571PD	Dormitory/Corridor		
RU581PD	Storeroom		
Single Cylinder Functions - Electrified			
RU851PD	Elec. Storeroom – Fail Safe	1,547.00	1,559.00
RU881PD	Elec. Storeroom – Fail Secure		
Double Cylinder Functions			
RU381PD	Classroom Security	1,130.00	1,142.00
RU411PD	Asylum		
CAUTION: Double cylinder locks on residences and any door in any structure which is used for egress are a life safety hazard in times of emergency and their use is not recommended. Installation should be in accordance with existing codes only.			
Non-Keyed Functions			
RU101S	Passage	$851.00	$863.00
RU301S	Privacy	951.00	963.00

Prices subject to change without notice

Latches with Locks

Latch	Description	Door Thickness			Add to Lock Price
		1-3/4"	2"	2-1/4"	
314691	2-3/4" Latch height 1-3/4" x 1/2 Proj. Std.	Default			N/C
314692	2-3/4" Latch height 2-1/16" x 1/2 Proj.	•			N/C
314693	2-3/4" Latch height 2-5/8" x 1/2 Proj.	•			N/C
314694	2-3/4" Latch height 2-11/16" x 1/2 Proj.	•			N/C
315491	2-3/4" Latch height 1-3/4" x 3/4 Proj.	•			$202.00
315492	2-3/4" Latch height 2-1/16" x 3/4 Proj.	•			202.00
315493	2-3/4" Latch height 2-5/8" x 3/4 Proj.	•			202.00
315494	2-3/4" Latch height 2-11/16" x 3/4 Proj.	•			202.00
316231	2-3/4" Latch height 1-3/4" x 1/2 Proj.		Default		N/C
316232	2-3/4" Latch height 2 1/16" x 1/2 Proj.		•		N/C
316233	2-3/4" Latch height 2 5/8" x 1/2 Proj.		•		N/C
316234	2-3/4" Latch height 2 11/16" x 1/2 Proj.		•		N/C
316241	2-3/4" Latch height 1-3/4" x 1/2 Proj.			Default	N/C
316242	2-3/4" Latch height 2 1/16" x 1/2 Proj.			•	N/C
316243	2-3/4" Latch height 2 5/8" x 1/2 Proj.			•	N/C
316244	2-3/4" Latch height 2 11/16" x 1/2 Proj.			•	N/C

Strikes with Locks

Description	Specify	Add to Lock Price
ANSI, 1-1/4" x 4-7/8" standard	5164	N/C
Early Corbin Russwin single door	31471	
Early Corbin Russwin single door	31471S	
Early Corbin Russwin pair doors	31472	$120.00
Yale Mono Pair of Doors	31473	
Early Corbin	31474	
Early Russwin Unit Lock	31477	
ANSI Dust Box 1" deep steel	005099-000 30	N/C
3/4 deep for 3-1/4" high strike, dust box	031453-000 30	3.00

Latches sold separate
Finishes: 613, 626

Backset	Description	Spring Latch	Dead Latch	List Price
2-3/4"	Latch height 1-3/4" x 1/2 Proj.	A31469-001	A31469-01D	$127.00
	Latch height 2-1/16" x 1/2 Proj.	A31469-002	A31469-02D	167.00
	Latch height 2-5/8" x 1/2 Proj.	A31469-003	A31469-03D	175.00
	Latch height 2-11/16" x 1/2 Proj.	A31469-004	A31469-04D	
	Latch height 1-3/4" x 3/4 Proj.	-	A31549-01D	251.00
	Latch height 2-1/16" x 3/4 Proj.	-	A31549-02D	
	Latch height 2-5/8" x 3/4 Proj.	-	A31549-03D	
	Latch height 2-11/16" x 3/4 Proj.	-	A31549-04D	

Strikes sold separate
Finishes: 613, 626, 630

Description	Lip Length	Specify	List Price
ANSI, 1-1/4" x 4-7/8" standard	1-3/16"	005164-000	$17.40
Early Corbin Russwin single door (center line same as early Corbin Russwin)		031471-000	21.00
Early Corbin Russwin single door (center line is different than early Corbin Russwin)		031471-001	
Early Corbin Russwin pair doors		031472-000	112.00
Yale Mono Pair of Doors		031473-000	
Early Corbin		031474-000	
Early Russwin Unit Lock		031477-000	
ANSI Dust Box 1" deep steel		005099-000 30	12.70
3/4 deep for 3-1/4" high strike, dust box -		031453-000 30	3.00

Prices subject to change without notice

RU-Series • Order Detail

Ordering Format

Qty.	Catalog Number	Trim Design	Finish	Latch Height	Strike Part No.	Hand	Cylinder	Other Requirements
8	RU521	D	626	1 3/4"	031471-000	RH	Less	IC-CR Cylinder

When evaluating the retrofit requirements for an RU Series lockset, the following questions need to be answered.

❑ Which manufacturer's unit lock is currently installed?

❑ Russwin ❑ Corbin ❑ Corbin Russwin ❑ Yale ❑ Falcon

❑ What is the existing latch height? To determine latch height measure existing latch height as shown here:

Latch heights currently identified and the manufacturer:

1. 1 3/4" Most Corbin & Russwin sold 1949 thru current; Yale 6200
2. 2 1/16" Corbin, Falcon
3. 2 5/8" Certain Corbin (0)2400 Series sold 1913-1953
4. 2 11/16" Russwin 2100 & 2800 Series sold 1904-1968

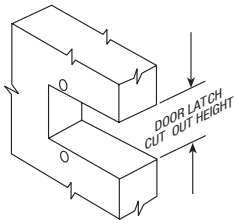

❑ What is the existing strike condition?

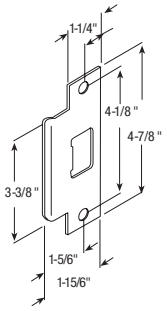

0005164-000

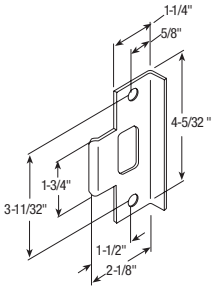

031477-000
Early Russwin
Unit Lock

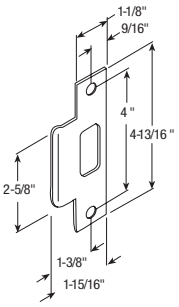

031474-000
Early Corbin

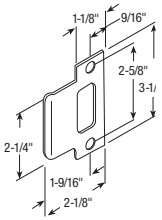

031471-000
Note: Strike, Door and Lock Same Center Line Early Corbin Russwin Single Door

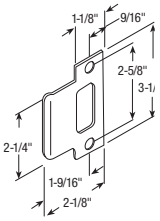

031471-001
Note: Strike Center Line is not the Same as Door and Lock Early Corbin Russwin Single Door

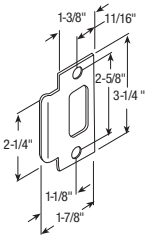

031472-000
Early Corbin Russwin
Pair of Doors

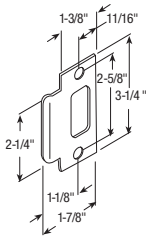

031473-000
Yale Mono
Pair of Doors

❑ What is the existing door thickness?

Locks are for 1 3/4" thick doors only.

Prices subject to change without notice

Specify cylinder requirements.

Note: Locks furnished with Falcon's standard "G" keyway cylinder or prepared for Falcon interchangeable core unless otherwise specified.

With Cylinder

Falcon IC

❏ 6-pin
❏ 7-pin

Falcon Standard

❏ Schlage - C, 0 Bitted, KD, KA4
❏ Schlage - E, 0 Bitted
❏ 6-pin
specify keyway

❏ 7-pin
specify keyway

Competitors' Keyways - 6-pin Standard Cylinder*

❏ Corbin - 60, 0 Bitted, KD
❏ Russwin - D1, 0 Bitted, KD
❏ Sargent - LA, 0 Bitted, KD (Also accepts LB, LC keys)
❏ Yale - 8 (Para), 0 Bitted, KD

* Generic replacement cylinders with competitors' keyways.

Less Cylinder - Prepared to Accept**

❏ Falcon IC

Falcon Standard

❏ 6-pin
❏ 7-pin

Unit / Mono Lock Cylinders

❏ Falcon Standard (R Series old small plug) 6-pin
❏ Corbin Russwin Unit Lock (2000-052) - Master Ring not available
❏ Medeco Unit Lock Retrofit Cylinder (20W5005) - Corbin Russwin Unit Lock
❏ Medeco Unit Lock Retrofit Cylinder (20W0500) - Yale 6200 Mono Lock
❏ Yale Mono Lock (1801) and later models

Competitors' Standard Cylinders

❏ Assa (65611 or 65661) 6-pin
❏ Corbin Russwin (2000-034 / CL3400) 6-pin- Master Ring not available
❏ Medeco (20W200V3) 6-pin
- tailpiece supplied by Medeco
- Falcon / Schlage style
❏ Peaks (Kaba) 6-pin
❏ Primus (Schlage) 6-pin
❏ Sargent (6, 7 & 10 Line) 6-pin - Keso not available
❏ Yale (1801) 6-pin - Bicentric not available

Competitors' IC

❏ Arrow 6, 7-pin
❏ Assa (70600IC & V70600IC) 6-pin
❏ Best 6, 7-pin
❏ Corbin Russwin (8000) 6-pin
❏ Corbin Russwin (8000-7) 7-pin
❏ InstaKey
❏ Medeco 31 Series 6-pin
❏ Medeco 32 Series 6-pin
❏ Medeco Keymark 6, 7-pin
❏ Peaks (Kaba) 6, 7-pin
❏ Primus (Schlage) 6-pin
❏ Sargent (6300) 6-pin
❏ Schlage 6-pin
❏ Yale (1210) 6-pin

** Proper tailpiece supplied unless otherwise noted.

Prices subject to change without notice

Compatibility with Competitors' I-Cores

Falcon's standard interchangeable core option. Specify 6 or 7-pin.
Locksets with this option also accept Schlage SFIC, Arrow (including Flex Core), Best (including PKS & Peaks), InstaKey, Kaba Peaks, Keymark and KSP cores.

The following larger format interchangeable cores will work with the T Series locksets when lockset is so specified:

Assa
old and new style
Specify IC-AS

Corbin Russwin
8000 or 8000-7
Specify IC-CR6
or IC-CR7

Medeco
32 Series 6-pin
Specify IC-ME

Medeco
31 Series 6-pin
Specify IC-YA6

Sargent
6300
Specify IC-SA

Schlage 6-pin
including Primus
Specify IC-SC

Yale 6-pin
Specify IC-YA6

Compatibility with Competitors' Standard Cylinders

The RU Series is furnished with Falcon's standard "G" keyway cylinder unless otherwise specified.
The RU Series accepts the following competitors' standard 6-pin cylinders.

- ❏ Assa (65611 or 65661) 6-pin
- ❏ Corbin Russwin (2000-034 / CL3400) 6-pin - Master Ring not available
- ❏ Medeco (20W200V3) 6-pin
  - tailpiece supplied by Medeco
  - Falcon / Schlage style
- ❏ Peaks (Kaba) 6-pin
- ❏ Primus (Schlage) 6-pin
- ❏ Sargent (6, 7 & 10 Line) 6-pin - Keso not available
- ❏ Schlage 6-pin
- ❏ Yale (1801) 6-pin - Bicentric not available

Prices subject to change without notice

RU Series • Complete Cylinders

Cylinder Mechanism	Part Number	Price Each
5 pin cylinder RU series (except 381 IS, 571)	A23151-05	$68.00
5 pin cylinder RU series 381 IS	A23151-06	
5 pin cylinder RU series 571	A23151-07	
6 pin cylinder RU series (except 381 IS, 571)	A23161-05	
6 pin cylinder RU series 381 IS	A23161-06	
6 pin cylinder RU series 571	A23161-07	
7 pin cylinder RU series (except 381 IS, 571)	A23171-05	84.00
7 pin cylinder RU series 381 IS	A23171-06	
7 pin cylinder RU series 571	A23171-07	

Conventional Cylinder Options

Description	Specify	Add to Lock Price (per core)
5 pinned cylinder	P Suffix Example: RU581P	STD
6 pinned cylinder	P6 Suffix Example: RU581P6	N/C
7 pinned cylinder	P7 Suffix Example: RU581P7	14.60
6 pinned Competitor keyway cylinders*	P6 Suffix Example: RU581P6 (0 Bitted, KD, KA4 only)	8.20

* Competitor keyways are furnished 0 bitted, unless otherwise specified. Not available Master keyed.
KD option is not available for locks containing 2 cylinders.

Notes: 1) Finishes: 606 and 626 only
2) Specify keyway
3) Cylinders are furnished G keyway, keyed differently unless otherwise specified.
4) Restricted sections add $13.30 to list price. See page 4 for list of standard keyways.
All other keyways are considered restricted. Contact 877-671-7011 for availability.

Interchangeable Core and Small Format Construction Core

Description	Specify	Add to Lock Price (per core)
Small format core (BEST Style) *	BB6/7 Suffix Example: RU581BB6	$54.00
Small format core (Falcon Style) *	G6/7 Suffix Example: RU581G6	
Small format construction core **	H Suffix Example: RU581HD	54.00
Less Small format core	B Suffix Example: RU581BD	N/C
Less Full Size core	J Suffix Example: RU581JD SCH x DAN	
Small format disposable core	BDC Suffix Example: RU581BDC	N/C

* Keying must be specified
** Locks are assessed one non-refundable handling charge (50-231F) per core.

Note: 5) Control keys are not furnished with locks and must be ordered separately. See page 141 for details policy on use of restricted keyway cylinders. Contact 877-671-7011 for availability.

Prices subject to change without notice

RU-Series • Less Components, Thick Door, Tactile Warning, Lead Lining

Locks Less Components

Description	Specify	Deduct from Price (per core)
Less standard cylinder	L suffix Example: RU581LD DAN	$68.00
Less latch	LLL suffix Example: RU581PD DAN 626 LLL/5164	9.10
Less strike	LLL suffix Example: RU581PD DAN 626 314691 LLL	11.20

Tactile Warning

Description	Specify	Per Lever Lock Price
Abrasive Strip*	Preface the design code with 6 Example: 6DA for DAN	$83.70

* Not available in 613

Lead Lining

Description	Specify	Add to Lock Price
Lead lining	Preface the design code with 9 Example: 9DA for DAN	$369.00

Prices subject to change without notice

Levers, Conventional Cylinder

Part Number	Description	List Price
030742-000	Dane lever, closed	$62.10
030742-001	Dane lever, open	
030744-000	Quantum lever, closed	
030744-001	Quantum lever, open	
030929-002	Lever, Dane open (Corbin Russwin, Medeco, Yale unit)	74.00
030929-003	Lever, Quantum open (Corbin Russwin, Medeco, Yale unit)	
030996-002	Lever, Dane open (Sargent 6, 7 & 10 line, Yale)	83.10
030996-003	Lever, Quantum open (Sargent 6, 7 & 10 line, Yale)	
A30753-00*	Inside lever w/set screw, closed	50.80
A30753-01*	Inside lever w/set screw, open	
A31544-00*	Inside lever w/set screw, closed 851/881	127.00

* Specify design prefix D (Dane), Q (Quantum)

Levers and related parts, Small Format and Large Format Interchangeable Core

Part Number	Description	List Price
030742-002	Lever, Dane SFIC	$62.10
030744-002	Lever, Quantum SFIC	
030926-002	Lever, Dane IC, ASSA, Medeco, Yale	132.00
030926-003	Lever, Quantum IC, ASSA, Medeco, Yale	
030927-002	Lever, Dane IC, Schlage	132.00
030927-003	Lever, Quantum IC, Schlage	
030928-002	Lever, Dane IC, Corbin Russwin	129.00
030928-003	Lever, Quantum IC, Corbin Russwin	
030930-002	Lever, Dane IC, Sargent	136.00
030930-003	Lever, Quantum IC, Sargent	

Roses

Part Number	Description	List Price
031452-000	Rose, square	$42.40

Note: **1)** Dane available in 626 and 613 Quantum available in 626.

Miscellaneous Parts

Part Number	Description	List Price
022104-000-30	Short Slide Catch	1.20
022105-000-30	Slide Catch	3.20
022106-002-55	Retractor	3.90
022108-000-60	Retractor Spring	2.50
022112-000-30	Retainer, Retractor Spring	2.50
022986-001-50	Retractor Insert	0.80
030703-000-30	Inner Spindle, Passage and Button Functions	32.80
030704-002-30	Lever Stop Plate	4.60
030709-000-60	Clutch Spring	0.56
030712-000-30	Mounting Plate, Inner	4.40
030712-001-30	Mounting Plate, Outer	4.00
030718-000-30	Key Spindle, std	5.90
030718-001-30	Key Spindle, IC	
030722-000-30	Dogging Bar	3.90
030724-000-30	Lever Retaining Ring	0.80
030726-000-30	Flanged Nut	9.20
030726-007-30	Flanged Nut, Inner Electrified	12.90
030728-000	Push Button Cap	12.10
030733-000-55	Spindle Inner	4.10
031511-000-30	Hex Nut, 1/-28 Special	10.20
031514-000-30	Solenoid Mount	13.10
031519-000-30	Inner Spindle, RU851/881	51.70
1387	Hex Key – 1/8" with Looped Handle	19.30
A30746-000-00	Hub & Housing Assembly	19.20
A30747-000-00	Hub & Plate Assembly	17.70
A30749-060-00	Insert & Spindle Assembly, Outer, 6 Pin	125.00
A30749-070-00	Insert & Spindle Assembly, Outer, 7 Pin	75.00
A30905-001-00	Spindle & Driver Assembly, IC	70.50
A30905-060-00	Spindle & Driver Assembly, 6 Pin	
A30906-070-00	Spindle & Driver Assembly, 7 Pin	
A30913-000-00	Key Spindle Assembly, Inner Std.	212.00
A30913-001-00	Key Spindle Assembly, Inner IC	
Q330-272	RU Lock Spring Cage Kit (for all functions except RU101 and RU301)	49.20
Q330-273	RU Lock Spring Cage Kit (RU101 and RU301)	

Screws

Part Number	Description	Finishes	Size	List Price
002762-000	RU latch screw	606, 613, 626	8-32 x3/8	$0.46
002770-016-30	Insert screws	–	10-32 x 1	0.64
021164-016	ANSI strike screws	606, 613, 626, 630	12-24 x 1" combo	0.72
024416-012	Latch and strike screws	606, 613, 626, 630	8-32 x 3/4"combo	0.44
030755-005-30	Type D screw	–	8-32 x 5/16"	0.56
030831-004-30	Set screw	–	1/4-20 x 1/4"	0.74
031533-006-30	Self tap screw	–	8-32 x 3/8"	0.58
031541-006-30	Mounting plate screws	–	8-32 x 1/2"	0.60

Prices subject to change without notice

Tailpieces for Conventional Cylinders

Cylinder	Std. Functions	RU381 Inside	RU571	Price
Falcon 6-pin* (10/pack)	A30730-001-00	A30730-003-00	A30730-002-00	$29.20 pkg. of 10
Falcon 7-pin (10/pack)	A30730-002-00	A30730-004-00	A30730-006-00	29.20 pkg. of 10
Sargent 6 & 10 Line	030997-001-30	030997-003-30	030997-005-30	15.40 each
Yale1801, 5801	030917-001-30	030917-003-30	030917-005-30	44.10 each
Corbin Russwin	030994-001-30	030994-003-30	030994-005-30	83.20 each

IC Throw Members (Tailpieces)

Core Type	Std. Functions	RU381 Inside	RU571	Price
Falcon 6-pin*	030739-000-30		030739-000-30	$3.70
Falcon 6-pin*	030739-002-30			12.50
Falcon 7-pin*	030739-001-30		030739-001-30	3.70
Falcon 7-pin *		030739-003-30		3.70
Corbin Russwin 8000 and Sargent 6300	031468-000-30	031468-002-30	031468-004-30	9.40
Corbin Russwin 8000-7 (7-pin)	031468-001-30	031468-003-30	031468-005-30	9.40
Medeco 32 Series & ASSA	A30988-000-00	A30988-002-00	A30988-000-00	8.10
Schlage full size, including Primus	031467-000-30	031467-002-30	031467-004-30	19.30
Yale and Medeco 31 Series 6-pin	030917-001-30	030917-003-30	030917-005-30	44.10

* Arrow, Best, InstaKey. Kaba Peaks, Keymark, KSP and Schlage small format cores all use the Falcon configuration.

Prices subject to change without notice

Table of Contents

Function Chart 55
Complete Lock Pricing 56
Options & Parts
Cylinders 57
Tailpieces 58
Order Detail 59
Competitor Cylinders 60
Lock Less Components 61
Non-Standard Door Thickness 61
Tactile Warning 61
Lead Lining 61
Allegion Connect 61
Latches with Locks 61
Strikes 62
Levers 63
Roses 63
Misc. Parts 64
Chassis Assemblies 64
Screws 65

Product Identification

T 501 P D

Latch Suffix
- **D** = Deadlatch
- **S** = Springlatch

Cylinder Suffix
- **BB6** = 6-Pin SFIC Best capping
- **BB7** = 7-Pin SFIC Best capping
- **G6** = 6-Pin SFIC Falcon capping
- **G7** = 7-Pin SFIC Falcon capping
- **B** = Less SFIC
- **BDC** = SFIC Disposable Construction
- **H** = SFIC Refundable Construction
- **P** = 6-Pin/Keyed 5
- **P6** = 6-Pin Conventional
- **P7** = 7-Pin Conventional
- **L** = Less 6-Pin Conventional
- **L7** = Less 7-Pin Conventional
- **J** = Less FSIC (specify manufacturer)

Function
See 59

Lock Series

SFIC = Small Format (Best® Style) Interchangeable Core

Finish Codes and Descriptions

Code		Description
605	(US3)	Bright Brass
606	(US4)	Satin Brass
613	(US10B)	Oil Rubbed Bronze
619	(US15)	Satin Nickel
622		Matte Black
625	(US26)	Bright Chrome
626	(US26D)	Satin Chrome
643E	(US11)	Aged Bronze

Standard Features - Furnished unless otherwise specified

BHMA CERTIFIED

Certification	ANSI A156.2, Series 4000, Grade 1, UL Listed for 3-Hour fire door
Latch	1-1/8" x 2-1/4", Square corner faceplate, 1" housing diameter, 1/2" throw, 2-3/4" backset
Strike	1-1/4" x 4-7/8", ANSI, Square corner, no box
Cylinder	6-Pin, Solid brass, Keyed 5-Pin, Falcon G keyway, Keyed different (KD)
Door Range	1-3/4" - 2-1/8" standard
Keys	Two, Nickel silver cut keys per lock, Falcon G keyway

Prices subject to change without notice

T Series
GRADE 1 CYLINDRICAL LOCK

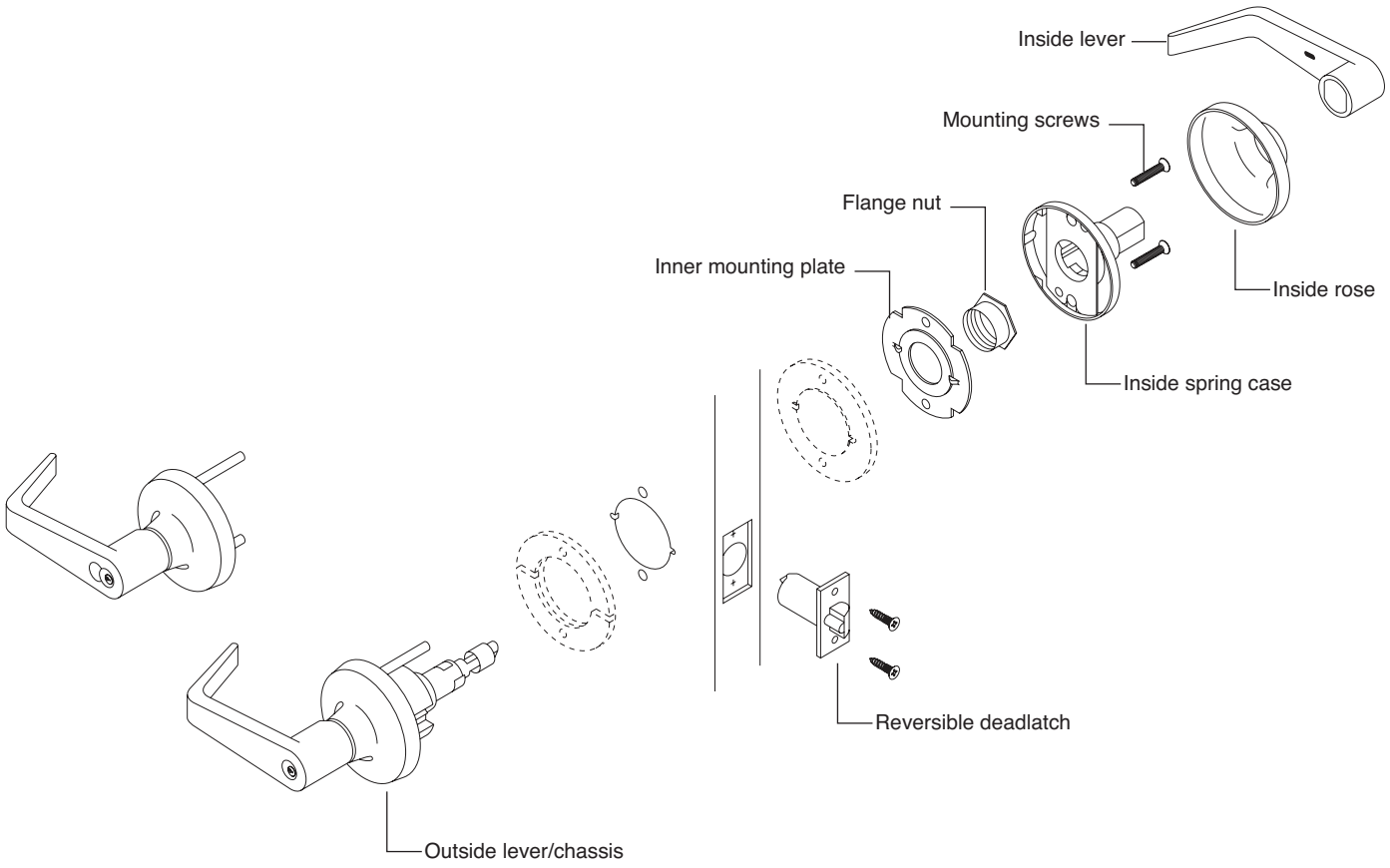

Prices subject to change without notice

ANSI A156.2 Series 4000 Grade 1 Key-In-Lever Locks

FALCON ANSI

T101 F75 — **Passage/Closet Latchset**
Latch bolt by levers at all times.

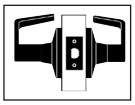

T291 — **Privacy Hospital Lock**
Latch bolt by levers. Outside lever locked by push button in inside lever. Rotating inside lever, closing door, or turning emergency release turn button on outside, release push button. Inside is always free for egress.

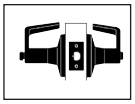

T301 F76 — **Privacy Lock**
Latch bolt by levers. Outside lever locked by push button in inside lever. Rotating inside lever or closing door releases push button. Emergency release in outside lever unlocks door.

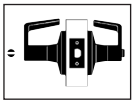

T351 — **Closet Lock**
Deadlocking latch bolt by turn knob inside or lever outside except when outside lever is locked by key.

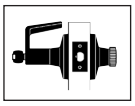

T381 F88 — **Classroom Security Lock**
Latchbolt operated by lever from either side except when key from inside lever locks outside lever. When outside lever is locked, latchbolt retracted by key in outside lever or by turning inside lever.

T411 F87 — **Asylum Lock***
Deadlocking latch bolt operated by key in lever from either side. Both levers always inoperable.

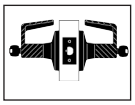

T501 F82 — **Entry Lock**
Push button locking. Button on inside locks outside lever until unlocked by key or by rotating inside lever. Inside lever always free. Deadlocking latch bolt.

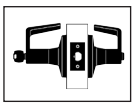

T511 F109 — **Entry/Office Lock**
Turn/push button locking. Pushing and turning button locks outside lever requiring use of key until button is manually unlocked. Push button locking. Pushing button locks outside lever until unlocked by key or by rotating inside lever. Inside lever always free. Deadlocking latch bolt.

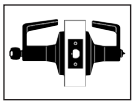

Key-In-Lever Locks

FALCON ANSI

T521 F81 — **Office Lock**
Turn button locking. Turning button locks outside lever requiring use of key until button is manually unlocked. Inside lever always free. Deadlocking latch bolt.

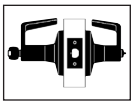

T561 F84 — **Classroom Lock**
Deadlocking latch bolt by levers. Outside lever is locked by key in outside lever. Inside lever is always free.

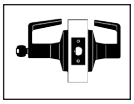

T571 F90 — **Dormitory/Corridor Lock**
Deadlocking latch bolt by levers except when locked by push button in inside lever. Key in outside lever locks or unlocks outside lever and releases button. Closing door releases push button. Inside lever always free.

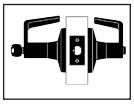

T581 F86 — **Storeroom Lock**
Deadlocking latch bolt by lever inside or key outside. Outside lever is inoperable. Inside lever always free.

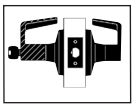

T851 — **Storeroom (Electrified – Fail Safe)**
Latch bolt operated by lever from either side except when outer lever is electrically locked. When outer lever is locked (inoperable), latch bolt retracted by key in cylinder outside. Available in both 12 (.65 Amps) or 24 (.32 Amps) volt DC, continuous duty.

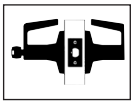

T881 — **Storeroom (Electrified – Fail Secure)**
Deadlocking latch bolt operated by lever inside at all times. Outside lever inoperable until electrically unlocked, then latch bolt from either side. When outside lever is inoperable latch bolt retracted by key in cylinder outside. Available in both 12 (.65 Amps) or 24 (.32 Amps) volt DC, continuous duty.

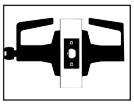

T12 — **Dummy Trim**
Single Trim-surface mounted rigid lever.

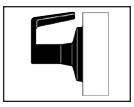

*** Caution:** Double cylinder locks on residences and any door, in any structure, which is used for egress are a life safety hazard in times of emergency and their use is not recommended. Installation should be in accordance with existing codes only.

Prices subject to change without notice

T-Series • Complete Locks

A (Avalon)

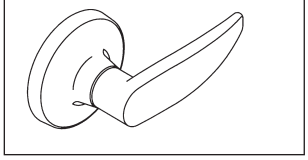

D (Dane)

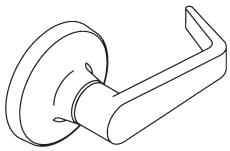

Q (Quantum)

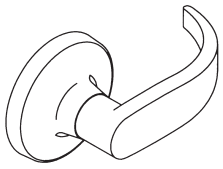

LAT (Latitude)

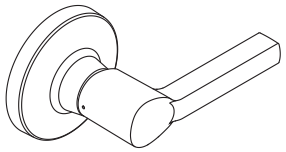

LON (Longitude)*

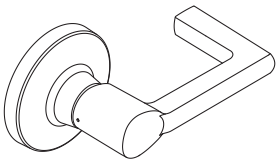

BRW (Broadway)

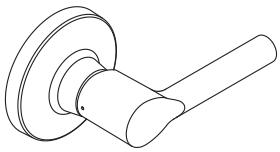

BRK (Boardwalk)

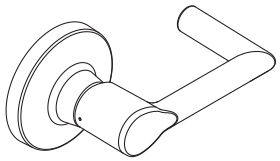

Key-In-Lever

Function	Description	Designs and Finishes A D Q LAT LON BRW BRK 626 643E	 605 606 613 619 622 625
Single Cylinder Functions - Clutched Locked Levers			
T351PD	Closet	$544.00	$556.00
T501PD	Entry		
T511PD	Entry/Office		
T521PD	Office		
T561PD	Classroom		
T571PD	Dormitory/Corridor		
T581PD	Storeroom		
T851PD[1]	Elec. Storeroom – Fail Safe	990.00	1,002.00
T881PD[1]	Elec. Storeroom – Fail Secure		
Double Cylinder Functions - Clutched Locked Levers			
T381PD	Exit Security	$636.00	$648.00
T411PD	Asylum		
CAUTION: Double cylinder locks on residences and any door in any structure which is used for egress are a life safety hazard in times of emergency and their use is not recommended. Installation should be in accordance with existing codes only.			
Non-Keyed Functions			
T101S	Passage	$389.00	$401.00
T291S	Hospital/Grade School Privacy	488.00	500.00
T301S	Privacy		
Dummy Trim			
T12	Half Dummy	173.00	179.00

Notes: 1) 24V is standard. Power supply PS902 will be sufficient to operate an individual lock for multiple lock installation - see Power Supply section.

Prices subject to change without notice

T Series • Complete Cylinders

Cylinder Mechanism	Part Number	Price Each
5 pin cylinder T series (except 381 IS, 571)	A23151-05	$68.00
5 pin cylinder T series 381 IS	A23151-06	
5 pin cylinder T series 571	A23151-07	
6 pin cylinder T series (except 381 IS, 571)	A23161-05	
6 pin cylinder T series 381 IS	A23161-06	
6 pin cylinder T series 571	A23161-07	
7 pin cylinder T series (except 381 IS, 571)	A23171-05	84.00
7 pin cylinder T series 381 IS	A23171-06	
7 pin cylinder T series 571	A23171-07	

Conventional Cylinder Options

Description	Specify	Add to Lock Price (per core)
5 pinned cylinder	P Suffix Example: T581P	STD
6 pinned cylinder	P6 Suffix Example: T581P6	N/C
7 pinned cylinder	P7 Suffix Example: T581P7	$14.60
6 pinned Competitor keyway cylinders*	P6 Suffix Example: T581P6 (0 Bitted, KD, KA4 only)	8.20

* Competitor keyways are furnished 0 bitted, unless otherwise specified. Not available Master keyed.
KD option is not available for locks containing 2 cylinders.

Notes: **1)** Finishes: 606, 622*, & 626 only
2) Specify keyway
3) Cylinders are furnished G keyway, keyed differently unless otherwise specified.
4) Restricted sections add $13.30 to list price. See page 4 for list of standard keyways.
All other keyways are considered restricted. Contact 877-671-7011 for availability.
5) 622 Finish is available only on Allegion cylinders (P, P6, & P7) in C & G Keyways.

Interchangable Core Options

Description	Specify	Add to Lock Price (per core)
Small format core (BEST Style) *	BB6/7 Suffix Example: T581BB6	$54.00
Small format core (Falcon Style) *	G6/7 Suffix Example: T581G6	
Small format construction core **	H Suffix Example: T581HD	54.00
Less Small format core	B Suffix Example: T581BD	N/C
Less Full Size core DAN, AVA, QUA - all FSIC options LAT, LON, BRW, BRK - Schlage FSIC only	J Suffix Example: T581JD SCH x DAN	
Small format disposable core	BDC Suffix Example: T581BDC	N/C

* Keying must be specified
** Locks are assessed one non-refundable handling charge (50-231F) per core.

Note: **6)** Control keys are not furnished with locks and must be ordered separately. See page 141 for details.
7) Competitor prepped levers are not available in 622, 619, & 643e finishes except for Schlage options..

Prices subject to change without notice

Tailpieces for Conventional Cylinders

Cylinder	Std. Functions	T381 Inside	T571	Price
Falcon 6-pin* (10/pack)	A30730-001-00	A30730-003-00	A30730-002-00	$29.20 pkg. of 10
Falcon 7-pin (10/pack)	A30730-002-00	A30730-004-00	A30730-006-00	$29.20 pkg. of 10
Sargent 6 & 10 Line	030997-001-30	030997-003-30	030997-005-30	15.40 each
Yale1801, 5801	030917-001-30	030917-003-30	030917-005-30	44.10 each
Corbin Russwin	030994-001-30	030994-003-30	030994-005-30	83.20 each

* Assa 65611 and 65661, Corbin Russwin 2000-034 and Schlage, including Primus, all use the Falcon 6-pin tailpiece.

IC Throw Members (Tailpieces)

Cylinder	Std. Functions	T381 Inside	T571	Price
Falcon 6-pin*	030739-000-30		030739-000-30	$3.70
Falcon 6-pin*		030739-002-30		12.50
Falcon 7-pin*	030739-001-30		030739-001-30	3.70
Falcon 7-pin*		030739-003-30		3.70
Corbin Russwin 8000 and Sargent 6300	031468-000-30	031468-002-30	031468-004-30	9.40
Corbin Russwin 8000-7 (7-pin)	031468-001-00	031468-003-30	031468-005-30	9.40
Medeco 32 Series & ASSA	A30988-000-00	A30988-002-00	A30988-000-00	8.10
Schlage Full Size, Including Primus	031467-000-30	031467-002-30	031467-004-30	19.30
Yale and Medeco 31 Series, 6-pin	030917-001-30	030917-003-30	030917-005-30	44.10

* Arrow, Best, InstaKey, Kaba Peaks, Keymark, KSP and Schlage small format cores all use the Falcon configuration.

Prices subject to change without notice

Specify cylinder requirements.

Note: Locks furnished with Falcon's standard "G" keyway cylinder or prepared for Falcon interchangeable core unless otherwise specified.

With Cylinder

Falcon IC

❏ 6-pin
❏ 7-pin

Falcon Conventional

❏ Schlage - C, 0 Bitted, KD, KA4
❏ Schlage - E, 0 Bitted
❏ 6-pin
specify keyway

❏ 7-pin
specify keyway

Competitors' Keyways - 6-pin Conventional Cylinder*

❏ Corbin - 60, 0 Bitted, KD
❏ Russwin - D1, 0 Bitted, KD
❏ Sargent - LA, 0 Bitted, KD (Also accepts LB, LC keys)
❏ Yale - 8 (Para), 0 Bitted, KD

* Generic replacement cylinders with competitors' keyways.

Less Cylinder - Prepared to Accept**

❏ Falcon IC

Falcon Conventional

❏ 6-pin
❏ 7-pin

Unit / Mono Lock Cylinders

❏ Falcon Standard (R Series old small plug) 6-pin
❏ Corbin Russwin Unit Lock (2000-052) - Master Ring not available
❏ Medeco Unit Lock Retrofit Cylinder (20W5005) - Corbin Russwin Unit Lock
❏ Medeco Unit Lock Retrofit Cylinder (20W0500) - Yale 6200 Mono Lock
❏ Yale Mono Lock (1801) and later models

Competitors' Conventional Cylinders

❏ Assa (65611 or 65661) 6-pin
❏ Corbin Russwin (2000-034 / CL3400) 6-pin- Master Ring not available
❏ Medeco (20W200V3) 6-pin
- tailpiece supplied by Medeco
- Falcon / Schlage style
❏ Peaks (Kaba) 6-pin
❏ Primus (Schlage) 6-pin
❏ Sargent (6, 7 & 10 Line) 6-pin - Keso not available
❏ Yale (1801) 6-pin - Bicentric not available

Competitors' IC

❏ Arrow 6, 7-pin
❏ Assa (70600IC & V70600IC) 6-pin
❏ Best 6, 7-pin
❏ Corbin Russwin (8000) 6-pin
❏ Corbin Russwin (8000-7) 7-pin
❏ InstaKey
❏ Medeco 31 Series 6-pin
❏ Medeco 32 Series 6-pin
❏ Medeco Keymark 6, 7-pin
❏ Peaks (Kaba) 6, 7-pin
❏ Primus (Schlage) 6-pin
❏ Sargent (6300) 6-pin
❏ Schlage 6-pin
❏ Yale (1210) 6-pin

** Proper tailpiece supplied unless otherwise noted.

Prices subject to change without notice

Compatibility with Competitors' Standard Cylinders

The T Series is furnished with Falcon's standard "G" keyway cylinder unless otherwise specified, and accepts the following competitors' standard 6-pin cylinders.

- ❏ Assa (65611 or 65661) 6-pin
- ❏ Corbin Russwin (2000-034 / CL3400) 6-pin - Master Ring not available
- ❏ Medeco (20W200V3) 6-pin
  - tailpiece supplied by Medeco
  - Falcon / Schlage style
- ❏ Peaks (Kaba) 6-pin
- ❏ Primus (Schlage) 6-pin
- ❏ Sargent (6, 7 & 10 Line) 6-pin - Keso not available
- ❏ Yale (1801) 6-pin - Bicentric not available

Compatibility with Competitors' I-Cores

Falcon's standard interchangeable core option. Specify 6 or 7-pin.
Locksets with this option also accept Schlage SFIC, Arrow (including Flex Core), Best (including PKS & Peaks), InstaKey, Kaba Peaks, Keymark and KSP cores.

The following larger format interchangeable cores will work with the T Series locksets when lockset is so specified:

Assa
old and new style
Specify IC-AS

Corbin Russwin
8000 or 8000-7
Specify IC-CR6
or IC-CR7

Medeco
32 Series 6-pin
Specify IC-ME

Medeco 31
31 Series 6-pin
Specify IC-YA6

Sargent
6300
Specify IC-SA

Schlage 6-pin
including Primus
Specify IC-SC

Yale 6-pin
Medeco 31 Series
Specify IC-YA6

Prices subject to change without notice

Locks Less Components

Description	Specify	Deduct from Lock Price
Less each lever	LLL Example: T581PD LLL/DAN	$30.20
Less standard cylinder	L suffix Example: T581LD DAN	68.00
Less latch	LLL Example: T581PD DAN 626 LLL/5164	47.10
Less strike	LLL Example: T581PD DAN 626 98535 LLL	11.30

Non-Standard Door Thickness

Description	Specify	Add to Lock Price
Door thickness 1-3/8" to 1-3/4"	A30775-000-00 for thin door shims	$15.70

Note: 1) T Series lockset will accommodate up to a 2-1/8" thick door prep standard.

Tactile Warning

Description	Specify	Per Lever Lock Price
Abrasive Strip*	Preface the design code with 6 Example: 6DA for DAN	$73.90

* Not available in 613 or on Latitude, Longitude, Broadway and Boardwalk.

Lead Lining

Description	Specify	Add to Lock Price
Lead lining	Preface the design code with 9 Example: 9DA for DAN	$339.00

Note: 3) Lead Lining is not available on Latitude, Longitude, Broadway, & Boardwalk levers.

Allegion Connect

Suffix		List Add
CON	Cross-category solution using common interconnect components for electrified options. Available on the T851 and T881 functions. *For wire harness options refer to Electronic Power Supplies Section.*	N/C

Latches with Locks

Backset	Description	HSG Dia	Specify		Add to Lock Price
			Springlatch	Deadlatch	
2-3/8"	Square corner, 1" x 2-1/4"	1"	23981111	23981160	N/C
2-3/4"	Square corner, 1-1/8" x 2-1/4", std.		23981137	23981145	
2-3/4"	Anti-friction fire door latch Square corner, 1-1/8" x 2-1/4", 3/4" throw		–	23981152	$229.00
3-3/4"	Square corner, 1-1/8" x 2-1/4"		24074387	23981129	N/C
5"	Backset extension Link			43-005	41.90

Part Number	Description	Price
24483760	latch spacer for hollow door applications	$6.50

Prices subject to change without notice

Strikes with Locks

Description	Lip Length	Specify	Add to Lock Price
ANSI, 1-1/4" x 4-7/8" standard	1-3/16"	5164	N/C
Square corner, full lip 1-5/8" x 2-1/4"	1"	01-049	N/C
1/4" Radius round corner, full lip 1-5/8" x 2-1/4"	1"	01-048	N/C
Square Corner, T-strike, 1-1/8" x 2-3/4"	1-5/16"	5185	N/C
ANSI dust box 1" deep, steel	-	005099-000-30	N/C
ANSI 1-1/4" x 4-7/8"	7/8"	5161	N/C
Radius T Strike, 1-1/8" x 2-3/4"	9/16"	5185-4	N/C

Latches sold separate

Finishes: 606, 613, 630

Specify		Backset	Description	HSG Dia	List Price
Springlatch	Deadlatch				
23981111	23981160	2-3/8"	Square corner, 1" x 2-1/4"	1"	$117.00
23981137	23981145	2-3/4"	Square corner, 1-1/8" x 2-1/4", std.		90.40
–	23981152	2-3/4"	Anti-friction fire door latch Square corner, 1-1/8" x 2-1/4", 3/4" throw		346.00
24074387	23981129	3-3/4"	Square corner, 1-1/8" x 2-1/4"		108.00
	43-005	5"	Backset extension Link		41.90

Strikes sold separate

Description	Lip Length	Specify	List Price
ANSI, 1-1/4" x 4-7/8" standard	1-3/16"	005164-000	$17.40
Square Corner, T-strike, 1-1/8" x 2-3/4"	1-1/8"	A05185-000	5.40
1/4" Radius round corner, full lip 1-5/8" x 2-1/4"	1"	Q001-048	5.40
Square corner, full lip 1-5/8" x 2-1/4"		Q001-049	
ANSI dust box 1" deep, steel	-	005099-000-30	12.70
ANSI 1-1/4" x 4-7/8"	7/8"	005161-000	29.30
Radius T Strike, 1-1/8" x 2-3/4"	9/16"	A05185-004	36.60

Shaded items are standard components and are furnished with locks unless otherwise specified.

Prices subject to change without notice

Levers, Conventional Cylinder

Part Number	Description	List Price
030740-000	Avalon lever, closed	$62.10
030740-001	Avalon lever, open	
Q330-430 BRK	Boardwalk lever, closed	
Q330-431 BRK	Boardwalk lever, open	
Q330-430 BRW	Broadway lever, closed	
Q330-431 BRW	Broadway lever, open	
030742-000	Dane lever, closed	
030742-001	Dane lever, open	
Q330-430 LAT	Latitude lever, closed	
Q330-431 LAT	Latitude lever, open	
Q330-430 LON	Longitude lever, closed	
Q330-431 LON	Longitude lever, open	
030744-000	Quantum lever, closed	
030744-001	Quantum lever, open	
030929-001	Lever, Avalon open (Corbin Russwin, Medeco, Yale unit)	74.00
030929-002	Lever, Dane open (Corbin Russwin, Medeco, Yale unit)	
030929-003	Lever, Quantum open (Corbin Russwin, Medeco, Yale unit)	
030996-001	Lever, Avalon open (Sargent 6, 7 & 10 line, Yale)	83.10
030996-002	Lever, Dane open (Sargent 6, 7 & 10 line, Yale)	
030996-003	Lever, Quantum open (Sargent 6, 7 & 10 line, Yale)	
A30753-00*	Inside lever w/set screw, closed	50.80
A30753-01*	Inside lever w/set screw, open	
A31544-00*	Inside lever w/set screw, closed 851/881	127.00

Notes: 1) When ordering levers or roses, specify finish.
2) Competitor prepped levers are not available in 622, 619, & 643e Finish except Schlage options.

Levers, Small and Large Format Interchangeable Core

Part Number	Description	List Price
030740-002	Lever, Avalon SFIC	$62.10
Q330-432 BRK	Lever, Boardwalk SFIC	
Q330-432 BRW	Lever, Broadway SFIC	
030742-002	Lever, Dane SFIC	
Q330-432 LAT	Lever, Latitude SFIC	
Q330-432 LON	Lever, Longitude SFIC	
030744-002	Lever, Quantum SFIC	
030926-001	Lever, Avalon IC, ASSA, Medeco, Yale	132.00
030926-002	Lever, Dane IC, ASSA, Medeco, Yale	
030926-003	Lever, Quantum IC, ASSA, Medeco, Yale	
030927-001	Lever, Avalon IC, Schlage	132.00
Q330-433 BRK	Lever, Boardwalk FSIC	
Q330-433 BRW	Lever, Broadway FSIC	
030927-002	Lever, Dane IC, Schlage	
Q330-433 LAT	Lever, Latitude FSIC	
Q330-433 LON	Lever, Longitude FSIC	
030927-003	Lever, Quantum IC, Schlage	
030928-001	Lever, Avalon IC, Corbin Russwin	129.00
030928-002	Lever, Dane IC, Corbin Russwin	
030928-003	Lever, Quantum IC, Corbin Russwin	
030930-001	Lever, Avalon IC, Sargent	136.00
030930-002	Lever, Dane IC, Sargent	
030930-003	Lever, Quantum IC, Sargent	

Roses

Part Number	Description	List Price	
		626 643E	605 606 613 619 622
030706-002	Rose cover	$30.00	$33.00

Prices subject to change without notice

Miscellaneous Parts

Part Number	Description	List Price
022104-000-30	Short Slide Catch	1.20
022105-000-30	Slide Catch	3.20
022106-002-55	Retractor	3.90
022108-000-60	Retractor Spring	2.50
022112-000-30	Retainer, Retractor Spring	2.50
022986-001-50	Retractor Insert	0.80
030654-000-625	Emergency Release Cap	3.00
030654-000-626	Emergency Release Cap	3.60
030703-000-30	Inner Spindle, Passage and Button Functions	32.80
030704-002-30	Lever Stop Plate	4.60
030709-000-60	Clutch Spring	0.56
030712-000-30	Mounting Plate, Inner	4.40
030712-001-30	Mounting Plate, Outer	4.00
030722-000-30	Dogging Bar	3.90
030724-000-30	Lever Retaining Ring	0.80
030726-000-30	Flanged Nut	9.20
030726-007-30	Flanged Nut, Inner Electrified	12.90
030728-000	Push Button Cap	12.10
030729-000-70	Outer Button Mount	1.60
030733-000-55	Spindle Inner	4.10
030787-000-70	Button Spacer	3.10
M204-198	Drill guide for locating 5/16" thru-bolt holes	19.40
031516-000-70	Solenoid, Fail secure T881	476.00
031511-000-30	Hex Nut, 1/-28 Special	10.20
031514-000-30	Solenoid Mount	13.10
030733-002	Inner Spindle, T851/881	51.70
1387	Hex Key – 1/8" with Looped Handle	19.30
1388	Hex Wrench	44.90
A30746-000-00	Hub & Housing Assembly	19.20
A30747-000-00	Hub & Plate Assembly	17.70
A30749-060-00	Insert & Spindle Assembly, Outer, 6 Pin	125.00
A30749-070-00	Insert & Spindle Assembly, Outer, 7 Pin	75.00
A30906-001-00	Spindle & Driver Assembly, IC	70.50
A30775-000-00	Door thickness 1-3/8" to 1-3/4" Door Shims	15.70
A30906-060-00	Spindle & Driver Assembly, 6 Pin	70.50
A30906-070-00	Spindle & Driver Assembly, 7 Pin	
Q330-270	T Lock Spring Cage Kit (Inside for T411 and outside for all functions except T101, T291, T301)	50.80
Q330-271	T Lock Spring Cage Kit (Inside- all functions except T411 and inside & outside for T101, T291, T301)	
030718-000-30	Key Spindle Assembly T501, T511 T521, T851, T881 STD and T381 Outside STD	5.90
030718-001-30	Key Spindle Assembly T501, T511 T521, T851, T881 IC and T381 Outside IC	5.90
A30913-000-00	Key Spindle Assembly T381 Inside STD	212.00
A30913-001-00	Key Spindle Assembly T381 Inside IC	
A30780-000-00	Key Spindle Assembly T351, T561 STD	212.00
A30780-001-00	Key Spindle Assembly T351, T561 IC	212.00
A30915-000-00	Key Spindle Assembly T571 STD	102.00
A30915-001-00	Key Spindle Assembly T571 IC	101.00
030732-000-30	Key Spindle Assembly T581 STD	6.30
030732-001-30	Key Spindle Assembly T581 IC	6.30

Prices subject to change without notice

Chassis Assemblies

Part Number			
Conventional Cylinder	IC Core	Description	List Price
A30761-000-00		T101 Chassis	$107.00
A30765-000-00		T301 Chassis, T291 Chassis	185.00
A30758-000-00	A30758-001-00	T351/561 Chassis	
A30769-000-00	A30769-001-00	T411 Chassis	
A30773-000-00	A30773-001-00	T501 Chassis	
A30756-000-00	A30756-001-00	T511 Chassis	
A30748-000-00	A30748-001-00	T521 Chassis	
A30760-000-00	A30760-001-00	T581 Chassis	
A30767-000-00	A30767-001-00	T381 Chassis	348.00
A30759-000-00	A30759-001-00	T571 Chassis	
A31517-000-00	A31517-001-00	T851 Chassis	994.00
A31518-000-00	A31518-001-00	T881 Chassis	

Screws

Part Number	Description	Finishes	Size	List Price
021164-016	ANSI strike screws	606, 613, 622, 626, 630	12-24 x 1" combo	$0.72
024416-012	Latch and strike screws	606, 613, 622, 626, 630	8-32 x 3/4" combo	0.44
030755-005-30	Type D screw	-	8-32 x 5/16"	0.56
030831-004-30	Set screw for standard lever	-	1/4 x 20 x 1/4"	0.74
031515-004-30	Fillister Head Screw	-	4-40 x 1/4"	2.90
031531-006-30	Set Screw for electrified screw	-	1/4-20 x 3/8"	0.66
031533-006-30	Self Tap Screw	-	8-32 x 3/8"	0.58
002770-016-30	Mounting Screws	-	10-32 x 1"	0.64

Prices subject to change without notice

Table of Contents

Function Chart 68
Complete Lock Pricing 69
Options & Parts
Latches 70-71
Strikes 70-71
Cylinders 72
Knobs 73
Roses 73
Misc. Parts 73
Screws 73
Screw Packs 73
Lock Less Components 74
Tactile Warning 74
Stainless Steel/Corros. Resist. Chassis 74
Non-Standard Door Thickness 74

Product Identification

X **501** **P** **D**

Latch Suffix
D = Deadlatch
S = Springlatch

Cylinder Suffix
BB6 = 6-Pin SFIC Best capping
BB7 = 7-Pin SFIC Best capping
G6 = 6-Pin SFIC Falcon capping
G7 = 7-Pin SFIC Falcon capping
B = Less SFIC
BDC = SFIC Disposable Construction
H = SFIC Refundable Construction
P = 6-Pin/Keyed 5
P6 = 6-Pin Conventional
P7 = 7-Pin Conventional
L = Less 6-Pin Conventional
L7 = Less 7-Pin Conventional

Function
See 72

Lock Series

SFIC = Small Format (Best® Style) Interchangeable Core

Finish Codes and Descriptions

Code		Description
605	(US3)	Bright Brass
606	(US4)	Satin Brass
613	(US10B)	Oil Rubbed Bronze
625	(US26)	Bright Chrome
626	(US26D)	Satin Chrome
630	(US32D)	Satin Stainless

Standard Features - Furnished unless otherwise specified

BHMA CERTIFIED

Certification	ANSI A156.2, Series 4000, Grade 1, UL Listed for 3-Hour fire door
Latch	1-1/8" x 2-1/4", Square corner faceplate, 1" housing diameter, 1/2" throw, 2-3/4" backset
Strike	1-1/4" x 4-7/8", ANSI, Square corner, no box
Cylinder	6-Pin, Solid brass, Keyed 5-Pin, Falcon G keyway, Keyed different (KD)
Door Range	1-3/8" - 2" standard
Keys	Two, Nickel silver cut keys per lock, Falcon G keyway
Backset	2-3/4"

Prices subject to change without notice

X-Series • Functions

ANSI A156.2 Series 4000 Grade 2 Key-In-Knob Locks

FALCON ANSI

X101 F75 — **Passage/Closet Latchset**
Latch bolt by knobs at all times.

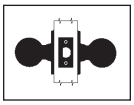

X301 F76 — **Privacy Lock**
Latch bolt by knobs. Outside locked by push button in inside knob. Rotating inside knob or closing door releases push button. Emergency release in outside knob. Emergency Release Tool M504-271.

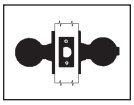

X411 F87 — **Asylum Lock***
Deadlocking latch bolt by key from either side. Both knobs rigid.

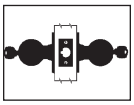

X501 F82 — **Entry Lock**
Push button locking. Button on inside locks outside knob until unlocked by key or by rotating inside knob.

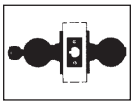

X511 F109 — **Entry/Office Lock**
Turn/push button locking. Pushing and turning button locks outside knob requiring use of key until button is manually unlocked. Push button locking. Pushing button locks outside knob until unlocked by key or by turning inside knob.

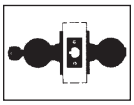

Key-In-Knob Locks

FALCON ANSI

X521 F81 — **Office Lock**
Turn button locking. Turning button locks outside knob requiring use of key until button is manually unlocked. Inside knob always free.

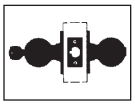

X561 F84 — **Classroom Lock**
Deadlocking latch bolt by knobs. Outside knob is locked by key in outside knob. Inside knob is always free.

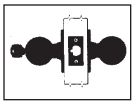

X571 F90 — **Dormitory Lock**
Deadlocking latch bolt by knobs except when locked by push button in inside knob. Key in outside knob locks or unlocks outside knob and releases button. Closing door releases push button. Inside knob always free.

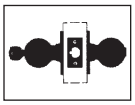

X581 F86 — **Storeroom Lock**
Deadlocking latch bolt by inside knob or key outside. Outside knob rigid.

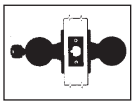

X12 — **Single Dummy Trim**
Single Trim–Surface mounted.

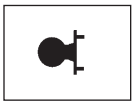

*** Caution:** Double cylinder locks on residences and any door, in any structure, which is used for egress are a life safety hazard in times of emergency and their use is not recommended. Installation should be in accordance with existing codes only.

Prices subject to change without notice

EG (Elite-Gala)

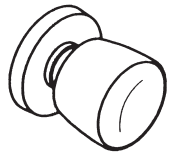

HG (Hana-Gala)**



TG (Troy-Gala)



EY (Elite-York)



HY (Hana-York)**

TY (Troy-York)

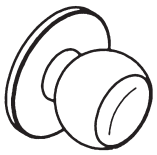

Key-In-Knob

Function	Description	Designs and Finishes		
		EG EY HG HY TG TY		TG TY
		626	605 606 613 625	630
Single Cylinder Functions				
X501PD	Entry	$856.00	$868.00	$868.00
X511PD	Entry/Office			
X521PD	Entry/Office			
X561PD	Classroom			
X571PD	Dormitory			
X581PD	Storeroom			
Double Cylinder Functions				
X411PD	Asylum	$990.00	$1,002.00	$1,002.00
CAUTION: Double cylinder locks on residences and any door in any structure which is used for egress are a life safety hazard in times of emergency and their use is not recommended. Installation should be in accordance with existing codes only.				
Non-Keyed Functions				
X101S	Passage	$615.00	$627.00	$627.00
X301S	Privacy	757.00	769.00	769.00
X12	Single Dummy Trim	274.00	280.00	280.00

Notes: 1) Hana knob not available in IC.
2) Specify handing for keyed functions

Prices subject to change without notice

Latches with Locks
Finishes 606, 613, 630

Backset	Description	Specify	Add to Lock Price
2-3/4"	Square corner, 1 1/8" x 2-1/4", std.	98535	N/C
	9/16" radius corner, 1-1/8" x 2-1/4"	98538	
	3/4" proj. square corner, 1-1/8" x 2-1/4"	98835S**	$252.00
	9/16" radius x 3/4" proj., 1-1/8" x 2-1/4"	98838S**	
	Square corner, 1" x 2 1/4"	92330	23.70
	1/4" Radius round corner, 1" x 2-1/4"	92331	
2-3/8"*	Square corner, 1" x 2-1/4"	92320	23.70
	1/4" Radius round corner, 1" x 2-1/4"	92321	
5"	Backset Link for 2-3/4" Backset Latch	A22161-005-00	191.00
5"	Stainless Steel backset link for 2-3/4" backset latches	A22161-05S-00	159.00

* 2-3/8" backset is furnished as a 1" faceplate standard.

** Only available as a deadlatch.

Note: **1)** Stainless steel latch options include: 98535S, 98538S, 98835S, 98838S

Strikes with Locks

Description	Lip Length	Specify	Add to Lock Price
ANSI, 1-1/4" x 4-7/8" standard	1-3/16"	5164	N/C
Square corner, full lip 1-5/8" x 2-1/4"	1"	01-049	
1/4" Radius round corner, full lip 1-5/8" x 2-1/4"	1"	01-048	
Square Corner, T-strike, 1-1/8" x 2-3/4"	1-5/16"	5185	
Vermin proof strike for ships, 9/16" radius		5133-4	$148.00
2 3/4" high T strike, ANSI A115.3	1	5183	N/C
2 3/4" high T strike, ANSI A115.3	1	5183-4	
2 3/4" high T strike, ANSI A115.3	9/16"	5185-4	
2 3/4" high T strike, ANSI A115.3	1-9/16"	5186	
2 3/4" high T strike, ANSI A115.3	1-13/16"	5187	
2 3/4" high T strike, ANSI A115.3	2-1/16"	5188	
2 3/4" high T strike, ANSI A115.3	2-5/16"	5189	
ANSI dust box 1" deep, steel	-	005099-000-30	
Dust box, 1/2" deep, use with 2-3/4" strike	-	012191-003-70	
Dust box, 1/2" deep, stainless steel	-	012191-000-60	N/C
ANSI, 1-1/4" x 4-7/8"	7/8"	5161	N/C

Latches sold separate
Finishes: 606, 613, 630

	Backset		
Latch Face	**2-3/8"**	**2-3/4"**	**List Price**
1" Spring Latch	A92320-000	A92330-000	$80.20
1" Deadlatch	A92320-00D	A92330-00D	
1" Spring Latch – 1/4" Radius	A92321-000	A92331-000	
1" Deadlatch – 1/4" Radius	A92321-00D	A92331-00D	
1-1/8" Spring Latch *	-	A98535-000	
1-1/8" Deadlatch *		A98535-00D	
1-1/8" Spring Latch – 9/16" Radius *		A98538-000	
1-1/8" Deadlatch – 9/16" Radius *		A98538-00D	
1-1/8" Deadlatch – 3/4" Projection *		A98835-0SD	289.00
1-1/8" Deadlatch – 9/16" Rad. X 3/4" Proj. *		A98838-0SD	
5" Backset Link for 2-3/4" Backset Latch		A22161-005-00	130.00

Note: **1)** Marine non-ferrous mechanism latches can be ordered by adding "OSD" for Deadlatch or "OOS" for Springlatch

2) These latches conform to the standards set forth within ANSI/BHMA 156.2, 156.5, & 156.15 and are suitable for marine applications.

3) Marine latches have a $28.40 add to list price

Shaded items are standard components and are furnished with locks unless otherwise specified.

Prices subject to change without notice

Strikes sold separate Finishes: 605, 606, 613, 625, 626, 629, 630

Description	Lip Length	Specify	List Price
ANSI, 1-1/4" x 4-7/8"	1-3/16"	005164-000	$17.40
1/4" Radius round corner, full lip 1-5/8" x 2-1/4"	1"	Q001-048	5.40
Square corner, full lip 1-5/8" x 2-1/4"		Q001-049	
Square Corner, T-strike, 1-1/8" x 2-3/4"	1-1/8"	A05185-000	
2-3/4" high T strike, ANSI A115.3	9/16"	A05185-004	36.60
2-3/4" high T strike, ANSI A115.3	1"	A05183-000	
2-3/4" high T strike, ANSI A115.3	1-9/16"	A05183-004	61.50
		A05186-000	
2-3/4" high T strike, ANSI A115.3	1-13/16"	A05187-000	68.50
2-3/4" high T strike, ANSI A115.3	2-1/16"	A05188-000	
2-3/4" high T strike, ANSI A115.3	2-5/16"	A05189-000	
Vermin proof strike for ships, 9/16" radius		A05133-004-630	94.60
ANSI dust box 1" deep, steel	-	005099-000-30	12.70
ANSI dust box 1" deep, stainless steel	-	005099-000-60	101.00
Dust box, 1/2" deep, stainless steel		012191-000-60	12.70
Dust box, 1/2" deep, use with 2-3/4" strike		012191-003-70	7.80
ANSI, 1-1/4" x 4-7/8"	7/8"	005161-000	29.30

X-Series • Cylinder Options

X-Series Complete Cylinders

Cylinder Mechanism	Part Number	Price Each
5 pin cylinder X411, 501, 511, 521, 581 E & T	A23152	$68.00
5 pin cylinder X411, 501, 511, 521, 581 H	A23152-02	
5 pin cylinder X561 – E and T designs	A23151	
5 pin cylinder X561 – H designs, 571 – E & T	A23151-02	
5 pin cylinder X571 – H designs	A23151-03	
6 pin cylinder X411, 501, 511, 521, 581 E & T	A23162	
6 pin cylinder X411, 501, 511, 521, 581 H	A23162-02	
6 pin cylinder X561 – E and T designs	A23161	
6 pin cylinder X561 – H designs, 571 – E & T	A23161-02	
6 pin cylinder X571 – H designs	A23161-03	
7 pin cylinder X411, 501, 511, 521, 581 H	A23172-02	84.00
7 pin cylinder X561 – H designs	A23171-01	
7 pin cylinder X571 – H designs	A23171-02	

Notes: **1)** Cylinders are furnished G keyway, keyed differently unless otherwise specified.
2) Finishes: 606 and 626 only.
3) Specify keyway
4) Restricted sections add $13.30 to list price. See page 4 for list of standard keyways. All other keyways are considered restricted. Contact 877-671-7011 for availability.

Conventional Cylinder Options

Description	Specify	Add to Lock Price (per core)
5 pinned cylinder	P Suffix Example: X581P	STD
6 pinned cylinder	P6 Suffix Example: X581P6	N/C
7 pinned cylinder	P7 Suffix Example: X581P7	$14.60
6 pinned Competitor keyway cylinders*	P6 Suffix Example: X581P6 (0 Bitted, KD, KA4 only)	8.20

* Competitor keyways are furnished 0 bitted, unless otherwise specified. Not available Master keyed. KD option is not available for locks containing 2 cylinders.

Small Format Interchangeable Core and Small Format Construction Core

Description	Specify	Add to Lock Price (per core)
Small format core (BEST Style) *	BB6/7 Suffix Example: X581BB6	$54.00
Small format core (Falcon Style) *	G6/7 Suffix Example: X581G6	
Small format construction core **	H Suffix Example: X581HD	54.00
Less Small format core	B Suffix Example: X581BD	N/C
Small format disposable core	BDC Suffix Example: X581BDC	N/C

* Keying must be specified

** Locks are assessed one non-refundable handling charge (50-231F) per core.

Note: **5)** Control keys are not furnished with locks and must be ordered separately. See page 141 for details

Prices subject to change without notice

Knobs

Part Number	Description	List Price	
		626	605 606 613 625 630
022258-007	Knob, Troy – Closed	$102.00	$105.00
022258-008	Knob, Troy – Emergency		
022258-009	Knob, Troy – SFIC		
022290-007	Knob, Troy – Button/Cylinder		
022950-007	Knob, Hana – Closed	97.00	100.00
022950-008	Knob, Hana – Emergency		
022953-007	Knob, Hana – Button/Cylinder		
022980-007	Knob, Elite – Closed	88.00	91.00
022980-008	Knob, Elite – Emergency		
022980-009	Knob, Elite – SFIC		
022981-007	Knob, Elite – Button/Cylinder		

Note: **1)** Hana and Elite not available in 630

Roses

Part Number	Description	List Price	
		626	605 606 613 625 630
022920-000	Rose, Gala	$44.70	$47.70
024030-000	Rose, York		

Miscellaneous Parts

Part Number	Description	List Price
012138-000	Push button cap (X301/X501/X571)	$3.50
012137-000	Turn button cap (X511/X521)	3.50
012136-000	Button mount For Elite & Troy knobs (X501/X521/X301/X511)	18.30
012236-000	Button mount For Elite & Troy knobs (X571)	18.30
012966-000	Button mount For Hana knobs (X501/X521/X301/X511)	18.30
012967-000	Button mount For Hana knobs (X571)	18.30
012172-000-30	X Lock Spanner Wrench	3.20

Note: Need to specify finish

Screws

Part Number	Description	Finishes	Size	List Price
024416-012	Latch and strike screws	606, 613, 626, 630	8-32 x 3/4" combo	$0.44
021164-016	ANSI strike screws	606, 613, 626, 630	12-24 x 1" combo	0.70

Screws packs

Part Number	Description	Specify Finish	Contents	List price
A03519-000	Screw pack	605, 613, 626	024416-012 (2 ea)	$4.30

Prices subject to change without notice

Locks Less Components

Description	Specify	Deduct from Lock Price
Less each knob	LLL for knob design Example: X581PD LLL/EG	$16.80
Less standard cylinder	L suffix Example: X581LD EG	68.00
Less latch	LLL for latch Example: X581PD EG 626 LLL/5164	72.30
Less strike	LLL for strike Example: X581PD EG 626 98535 LLL	16.80

Tactile Warning

Description	Specify	Per Knob Lock Price
Abrasive - 6 Prefix[1]	Preface the design code with 6 Example: 6EG for ELITE GALA	$103.00
Knurled - 8 Prefix[2]	Preface the design code with 8 Example: 8EG for ELITE GALA	187.00

Note: **1)** Not available in 613
2) Outside knobs only and not available in 630

Stainless Steel / Corrosion Resistant Chassis

Description	Specify	Add to Lock Price
SS – Stainless steel/non-ferrous mechanism	After the function code as "SS" Example: X581 SS PD TG 630	$325.00

Note: **1)** When ordering SS you will get the A98538 OSD Deadlatch standard.

Non-Standard Door Thickness

Description	Specify	Add to Lock Price
Door thickness over 2-1/8" - 2-1/4"	Door thickness and how door is extended Example: 2-1/4", EE	$21.00

Prices subject to change without notice

Table of Contents

Functions Charts **76**
Levers 76
Complete Lock Pricing **77**
Levers 77
Options **78**
Conventional Cylinder Options 78
Latches 79
Strikes 79
Miscellaneous Parts 80

Product Identification

K **501** **P** **D**

Latch Suffix
D = Deadlatch
S = Springlatch

Cylinder Suffix
BB6 = 6-Pin SFIC Best capping
BB7 = 7-Pin SFIC Best capping
G6 = 6-Pin SFIC Falcon capping
G7 = 7-Pin SFIC Falcon capping
B = Less SFIC
BDC = SFIC Disposable Construction
H = SFIC Refundable Construction
P = 6-Pin/Keyed 5
P6 = 6-Pin Conventional
L = Less 6-Pin Conventional

Function
See 99

Lock Series

SFIC = Small Format (Best® Style) Interchangeable Core

Finish Codes and Descriptions

Code		Description
613	(US10B)	Oil Rubbed Bronze
626	(US26D)	Satin Chrome

Standard Features - Furnished unless otherwise specified

BHMA CERTIFIED

Certification	ANSI A156.2, Series 4000, Grade 1, UL Listed for 3-Hour fire door
Latch	1-1/8" x 2-1/4", Square corner faceplate, 1" housing diameter, 1/2" throw, 2-3/4" backset
Strike	1-1/4" x 4-7/8", ANSI, Square curved lip corner, no box
Cylinder	6-Pin, Solid brass, keyed 5-pin, Falcon G keyway, Keyed different (KD)
Door Range	1-3/8" - 2-1/4" standard, come set for a 1-3/4" thick door standard
Keys	Two, Nickel silver cut keys per lock, Falcon G keyway

Prices subject to change without notice

K-Series • Lever Functions

ANSI A156.2, Series 4000 Grade 1
Key-In-Lever Locks

FALCON | ANSI & Function

K101 F75 — **Passage Latchset**
Latch bolt by levers at all times.

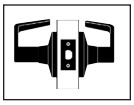

K301 F76 — **Privacy Lock**
Latch bolt by levers. Outside lever is locked by push button in inside lever. Rotating inside lever or closing door release push button and frees outside lever. Inside lever is always free. Emergency release in outside lever unlocks door.

K501 F82 — **Entry Lock**
Push Button Locking. Button on the inside locks outside lever until unlocked by key or by rotating inside lever. Inside lever always free. Deadlocking latch bolt.

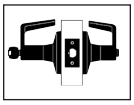

K511 F109 — **Entry/Office Lock**
Deadlocking latch bolt by levers. Turn/push button locking. Pushing and turning button locks outside lever, requiring use of a key for unlocking the door until button is manually unlocked. Pushing button locks outside lever until unlocked by key or by rotating inside lever. Inside lever is always free.

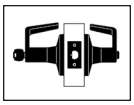

Key-In-Lever Locks

FALCON | ANSI & Function

K561 F84 — **Classroom Lock**
Deadlocking latch bolt by levers. Outside lever is locked by key in outside lever. Inside lever is always free.

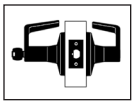

K571 — **Corridor Lock**
Deadlocking latch bolt. Push Button Locking. Button on the inside locks outside lever until unlocked by key or by rotating inside lever. Closing the door releases button. Inside lever always free. Key will lock and unlock from the outside.

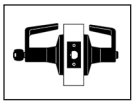

K581 F86 — **Storeroom Lock**
Deadlocking latch bolt by lever inside or key outside. Outside lever is always locked. Inside lever is always free.

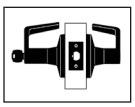

K12 — **Dummy Trim**
Single trim - surface mounted right lever

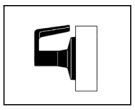

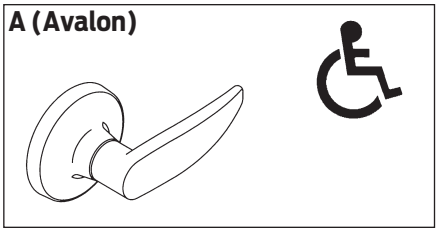

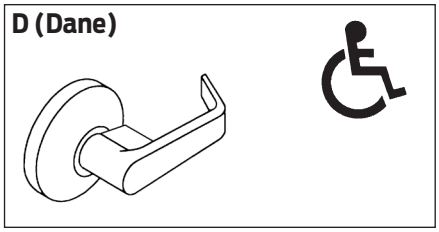

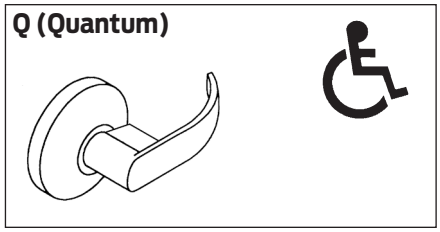

Key-In-Lever

Function	Description	Designs and Finishes A D Q 626	Designs and Finishes A D Q 613
Single Cylinder Functions - Clutched Locked Levers			
K501PD	Entry	$337.00	$349.00
K511PD	Entry/Office		
K561PD	Classroom		
K571PD	Dormitory/Corridor		
K581PD	Storeroom		
Non-Keyed Functions			
K101S	Passage	$275.00	$287.00
K301S	Privacy	309.00	321.00
Dummy Trim			
K12	Half Dummy	142.00	$148.00

K-Series Levers • Cylinder Options

Conventional Cylinder Options

Description	Specify	Add to Lock Price (per core)
5 pinned cylinder	P Suffix Example: K581P	STD
6 pinned cylinder	P6 Suffix Example: K581P6	N/C

* Competitor keyways are furnished 0 bitted.
Not available Master keyed. KD option is not available for locks containing 2 cylinders.

Notes: **1)** Finishes: 613 and 626 only
2) Specify keyway
3) Cylinders are furnished G keyway, keyed differently unless otherwise specified.
4) Restricted sections add $13.30 to list price. See page 4 for list of standard keyways. All other keyways are considered restricted. Contact 877-671-7011 for availability.

K-Series Complete Conventional Cylinders

	Part Number		
Cylinder Mechanism	**For All Other Functions**	**For K571**	**Price Each**
6 Pin Falcon keyway cylinder	Q330-396	Q330-310	$68.00
6 Pin Schlage C keyway cylinder	Q330-391	Q630-306	
6 Pin to 5 Pin Falcon G keyway cylinder	Q330-397	Q330-311	
For other cylinders, see pages 132-136.			

Notes: **5)** Finishes for Falcon keyway cylinders are 613 and 626 only.
6) Falcon cylinders are furnished G keyway unless otherwise specified.
7) Restricted sections see page 131. See Restricted Keyway Policy for standard keyway and policy on use of restricted keyway cylinders. Contact 877-671-7011 for availability.

Small Format Interchangeable Core and Small Format Construction Core

Description	Specify	Add to Lock Price (per core)
Small format core (BEST Style) *	BB6/7 Suffix Example: X581BB6	$54.00
Small format core (Falcon Style) *	G6/7Suffix Example: X581G6	
Small format construction core **	H Suffix Example: K581HD	
Less Small format core	B Suffix Example: K581BD	N/C
Small format disposable core	BDC Suffix Example: K581BDC	N/C

* Keying must be specified
** Locks are assessed one non-refundable handling charge (50-231F) per core.

Note: **8)** Control keys are not furnished with locks and must be ordered separately. See page 141 for details

Prices subject to change without notice

Latches with Locks

Backset	Description	Specify				Add to Lock Price
		Springlatch 101	Restoring Springlatch 301	Deadlatch 501, 511, 561, 581	Restoring Deadlatch 571	
2-3/8"	Square corner	30-267	30-271	30-301	30-386	N/C
	Radius corner	30-269	30-273	30-275	30-388	
2-3/4"	Square corner	30-266	30-270	30-302	30-385	
	Radius corner	30-268	30-272	30-274	30-387	

Note: **1)** Standard faceplate size is 2-1/4" x 1-1/8"

Strikes with Locks

Description	Lip Length	Specify	Add to Lock Price
ANSI, 1-1/4" x 4-7/8" standard	1-3/8"	30-148	N/C
Square Corner, T-Strike 1-1/8" x 2-3/4"	1-3/8"	30-149	
Radius Corner, Full Lip Strike 1-5/8" x 2-1/4"	1"	30-150	
Square Corner, Full Lip Strike 1-5/8" x 2-1/4"	1"	30-151	

Latches as Parts Finishes: 613, 626

Backset	Description	Specify				List Price
		Springlatch 101	Restoring Springlatch 301	Deadlatch 501, 511, 561, 581	Restoring Deadlatch 571	
2-3/8"	Square corner	Q630-267	Q630-271	Q630-301	Q330-386	$68.40
	Radius corner	Q630-269	Q630-273	Q630-275	Q330-388	
2-3/4"	Square corner	Q630-266	Q630-270	Q630-302	Q330-385	
	Radius corner	Q630-268	Q630-272	Q630-274	Q330-387	

Strikes as Parts Finishes: 613, 626

Description	Lip Length	Specify	List Price
ANSI, 1-1/4" x 4-7/8" standard	1-3/8"	Q330-148	$13.40
Square Corner, T-strike, 1-1/8" x 2-3/4"	1-3/8"	Q330-149	
Radius Corner, Full Lip Strike 1-5/8" x 2-1/4"	1"	Q330-150	
Square Corner, Full Lip Strike 1-5/8" x 2-1/4"	1"	Q330-151	

Note: **1)** Specify finish when ordering.

Prices subject to change without notice

Locks Less Components

Description	Specify	Deduct from Lock Price
Less standard (conventional) cylinder	L Suffix Example: K581LD DAN	$25.80
Less latch	LLL Suffix Example: K581PD6 DAN 626 LLL 30-148	20.30
Less strike	LLL Suffix Example: K581GD7 DAN 626 30-206 LLL	6.80

Screws

Part Number	Description	Finishes	List Price
Q630-254	Screw Pack	613, 626	$7.10
Q330-399	Screw Pack — Dummy Trim	–	5.10

Miscellaneous Parts

Part Number	Description	List Price
Q330-393	Conventional Falcon G Cylinder tailpiece (K501, 511, 581, 561)	$5.00
Q330-394	Conventional Falcon G Cylinder tailpiece (K571)	
Q630-312	Conventional Schlage C cylinder tailpiece (K501, 511, 581, 561)	
Q630-288	Conventional Schlage C cylinder tailpiece (K571)	
Q630-289	SFIC Tailpiece (K501, 511, 581, 561)	
Q330-392	SFIC Tailpiece (K571)	
Q630-246	Inside Spring Cage Kit	70.00
Q630-279	2-1/4" x 1-1/8" Faceplate, deadlatch, round corner	7.80
Q630-278	2-1/4" x 1-1/8" Faceplate, deadlatch, square corner	
Q630-277	2-1/4" x 1-1/8" Faceplate, springlatch, round corner	
Q630-276	2-1/4" x 1-1/8" Faceplate, springlatch, square corner	

Prices subject to change without notice

Table of Contents1

Function Charts 83
Complete Lock Pricing 84
Options
Deadbolts 85
Strikes 85
Small Format Interchangeable Cores 86
Small Format Construction Cores 86
Lock Less Components 87
Conventional Cylinder Options 87
Parts 88
Trim 88
Deadbolts 88
Strikes 89
Adapters 89

Product Identification

D 111 P F

Latch Suffix
F = UL Listed

Cylinder Suffix
B = Less SFIC
BDC = SFIC Construction Core (refundable)
BB6 = SFIC - 6 Pin BEST capping
BB7 = SFIC - 7 Pin BEST capping
G6 = SFIC - 6 Pin slide capping (Falcon Only)
G7 = SFIC - 7 Pin slide capping (Falcon Only)
H = SFIC Construction Core (refundable)
L6 = Less Conventional, 6 Pin
L7 = Less Conventional, 7 Pin
P = Conventional, 6 Pin/Keyed 5
P6 = Conventional, 6 Pin
P7 = Conventional, 7 Pin

Function
See 81

Lock Series

SFIC = Small Format (Best® Style) Interchangeable Core

Finish Codes and Descriptions

Code		Description
605	(US3)	Bright Brass
606	(US4)	Satin Brass
613	(US10B)	Oil Rubbed Bronze
625	(US26)	Bright Chrome
626	(US26D)	Satin Chrome

Standard Features - Furnished unless otherwise specified

BHMA CERTIFIED

Certification	BHMA - ANSI A156.5, 2001, Grade 1 auxiliary lock, Available UL Listed for 3-Hour fire door
Deadbolt	1-1/8" x 2-1/4", Square corner faceplate, 1" housing diameter, 1" throw
Strike	1-1/8" x 2-3/4", lipless, with box
Cylinder	6-Pin, Solid brass, Keyed 5-Pin, Falcon G keyway, Keyed different (KD)
Door Range	1-3/8" - 17/8" standard cylinder and thumbturn only; 1-5/8" - 2-1/4" interchangeable core cylinder
Keys	Two, Nickel silver cut keys per lock, Falcon G keyway
Reinforcement	Metal dust box reinforcer with three - 3" screws
Trim Ring	1" Wrought brass or bronze, reinforced with security insert
Backset	2-3/8" and 2-3/4" adjustable

Prices subject to change without notice

D100 Series
GRADE 1 DEADBOLT

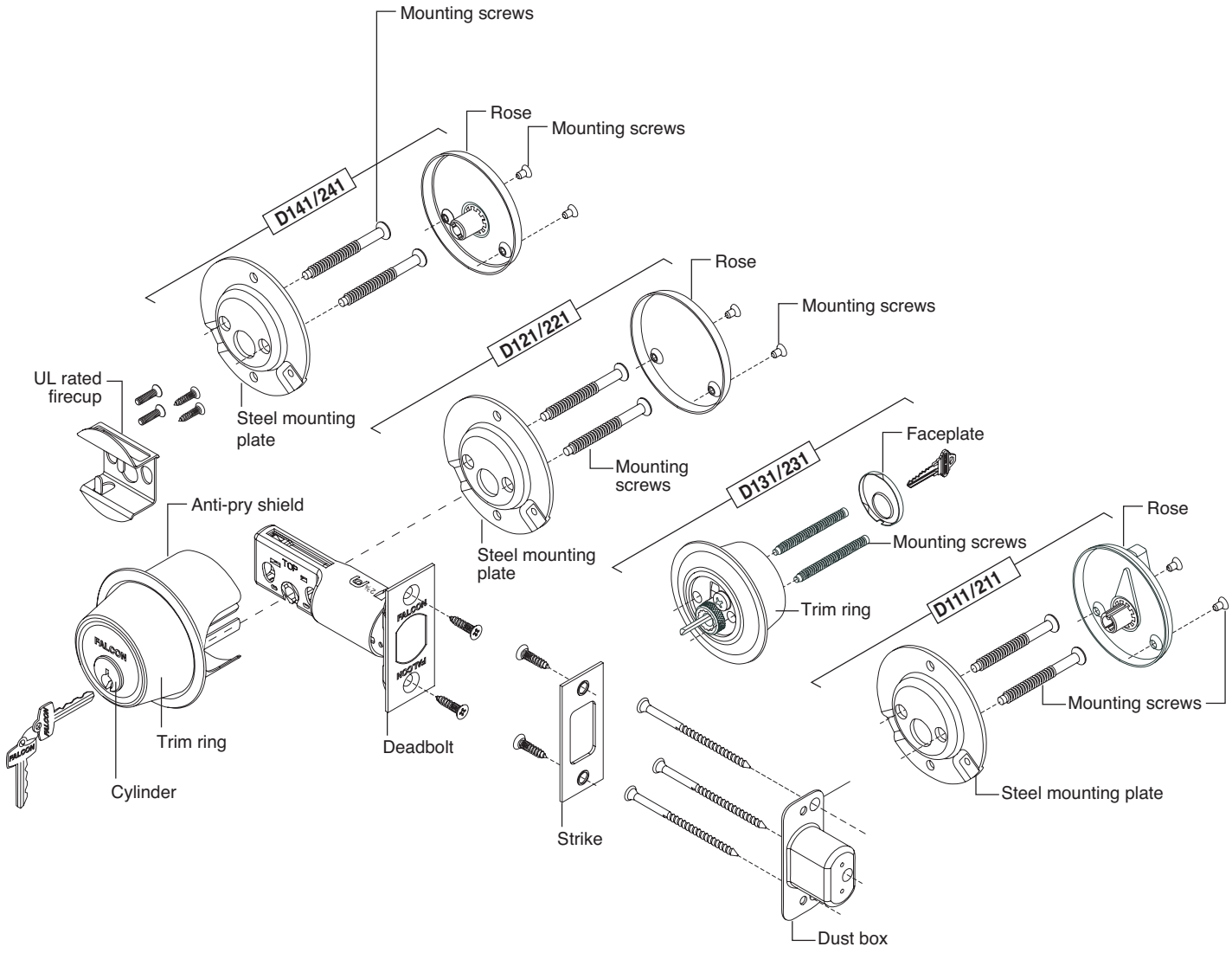

Prices subject to change without notice

BHMA / ANSI A156.5, 2001, Grade 1
Bored Deadbolt Locks

FALCON ANSI

D111P **E0171**

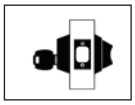

Classroom Function
Deadbolt thrown or retracted by key from outside. Inside turn will only retract bolt. Bolt automatically deadlocks when fully thrown.

D121P **E0161**

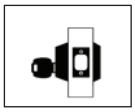

Single Cylinder x Rose
Deadbolt thrown or retracted by key only. Blank plate inside. Bolt automatically deadlocks when fully thrown.

D131P **E0141**

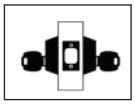

Double Cylinder
Deadbolt thrown or retracted by key from either side. Bolt automatically deadlocks when fully thrown.

D141P **E0151**

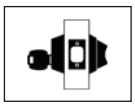

Single Cylinder x Turn
Deadbolt thrown or retracted by key or by turn. Bolt automatically deadlocks when fully thrown.

D151

Turn x Turn
Deadbolt thrown or retracted by turn unit from either side. Application for shelters. Bolt automatically deadlocks when fully thrown.

D100 Series • Levers and Parts

Outside Cylinder Trim

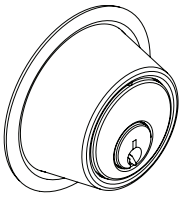

Inside Cylinder Trim

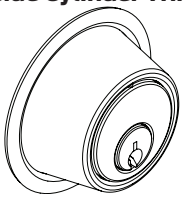

Rose and Turn

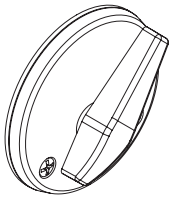

D-100 Series

Function	Description	Designs and Finishes	
		626	605 606 613 625
Single Cylinder Functions			
D111P	Classroom Function	$180.00	$186.00
D121P	Single Cylinder x Blank Rose	159.00	165.00
D141P	Single Cylinder x Turn		
Double Cylinder Functions			
CAUTION: Double cylinder locks on residences and any door in any structure which is used for egress are a life safety hazard in times of emergency and their use is not recommended. Installation should be in accordance with existing codes only.			
D131P	Cylinder x Cylinder	$206.00	$212.00
Non-Keyed Functions			
D151	Turn x Turn	$132.00	$138.00

Notes: **1)** Split finishes are priced at the highest finish price.
2) Keying options: See page 4
3) 'F' suffix must be added for UL product.

Prices subject to change without notice

Square Corner	1/4" Radius	Drive-In
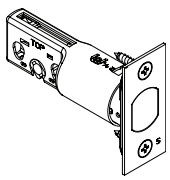	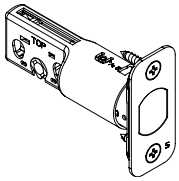	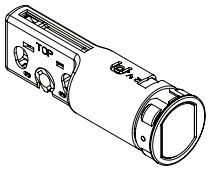

Deadbolts with Locks

Backset	Description	HSG Dia	Specify	Add to Lock Price
2-3/8" or 2-3/4"	Square corner, 1-1/8" x 2-1/4", standard	1"	30-256	N/C
	Square corner, 1" x 2-1/4"		30-176	
	1/4" Radius round corner, 1" x 2-1/4"		30-178	
	Circular, Drive-In bolt, 626 only		30-257	
For UL Listed Locks				
2-3/8" or 2-3/4" UL	Square corner, 1-1/8" x 2-1/4", standard	1"	30-174	N/C
	Square corner, 1" x 2-1/4"		30-172	
	Circular, Drive-In bolt, 626 only		30-259	

10-094	10-087	10-095	10-092
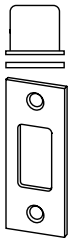	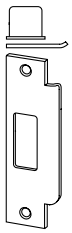	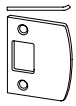	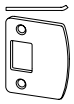

Strikes with Locks

Description	Lip Length	Specify	Add to Lock Price
Drive-In thimble strike, 1-3/16" dia.	1"	10-064	N/C
ANSI, 1-1/4" x 4-7/8", with box	1-1/8"	10-087	$7.90
Full Lip, 1/4" radius corner, 1-5/8" x 2-1/4", no box	1-5/16"	10-092	N/C
Square Corner with metal dust box, 1-1/8" x 2-3/4", standard	–	10-094	
Full Lip, square corner, 1-5/8" x 2-1/4", no box		10-095	
1-1/8" square corner and strike		5075	
Dust Box		005099-000	
Strike Reinforcer used with 10-094		37-016	

Shaded items are standard components and are furnished with locks unless otherwise specified.

Prices subject to change without notice

D100 Series • Options

Small Format Interchangeable Core

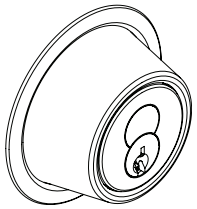

Small Format Interchangeable Core and Small Format Construction Core

Description	Specify	Add to Lock Price (per core)
Small format core (Best Style) *	BB6/7 Suffix Example: D111BB6	$54.00
Small format core (Falcon Style) *	G6/7 Suffix Example: D111G6	
Small format construction core **	H Suffix Example: D111HD	54.00
Less Small format core	B Suffix Example: D111BD	N/C
Small format disposable core	BDC Suffix Example: D111BDC	N/C

* Keying must be specified

** Locks are assessed one non-refundable handling charge (50-231F) per core.

Notes: **1)** Split finishes are priced at the highest finish price.
2) Key section must be specified and applicable charges for restricted sections will be applied. See page 131.
3) Control keys are not furnished with locks and must be ordered separately. See page 141 for details

Prices subject to change without notice

Lock Less Components

Description	Specify	Deduct from Lock Price
Less deadbolt	LLL for latch Example: D211P 605 30-171 LLL	$13.90
Less strike	LLL for strike Example: D211L	4.30
Less conventional cylinder	L suffix Example: D211L	24.30
Less conventional cylinder D131	L suffix Example: D131L	48.60

Conventional Cylinder Options

Description	Specify	Add to Lock Price (per core)
5 pinned cylinder	P Suffix Example: D111P	STD
6 pinned cylinder	P6 Suffix Example: D111P6	N/C
7 pinned cylinder (Not available on D131)	P7 Suffix Example: D111P7	$14.60
6 pinned Competitor keyway cylinders*	P6 Suffix Example: D111P6 (0 Bitted, KD, KA4 only)	8.20

* Specify specific competitor keyway on order. Competitor keyways are furnished 0 bitted, unless otherwise specified. Not available Master keyed. KD option is not available for locks containing 2 cylinders.

D100-Series Complete Conventional Cylinders

Cylinder Mechanism	Part Number	Price Each
5 Pin Cylinder - D111, D141	Q500-064	$68.00
5 Pin Cylinder - D121	Q500-066	
5 Pin Cylinder - D131	Q500-070	
6 Pin Cylinder - D111, D141	Q500-021	
6 Pin Cylinder - D121	Q500-058	
6 Pin Cylinder - D131	Q500-054	
7 Pin Cylinder - D111, D141	Q500-046	84.00
7 Pin Cylinder - D121	Q500-059	

Notes: **1)** Finishes: 606 and 626 only

2) Specify keyway

3) Cylinders are furnished G keyway, keyed differently unless otherwise specified.

4) Restricted sections add $13.30 to list price. See page 4 for list of standard keyways. All other keyways are considered restricted. Contact 877-671-7011 for availability.

D100 Series • Parts

Rose and Turn

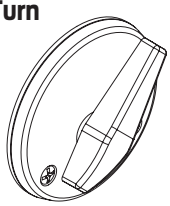

Mounting Plate

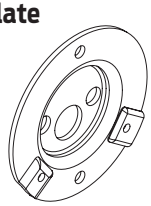

Rose

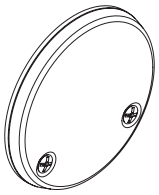

Trim

Part Number	Specify Finish	Description	Price Each
B302-041	•	Rose and Turn	$56.60
B302-045	•	Rose and Turn (D111)	56.60
12-626	•	Blank Rose (D121)	32.30
B600-018	•	Mounting plate for rose and rose & turn	13.10

Note: **1)** For trim rings and inserts see Cylinders: D100

Square Corner

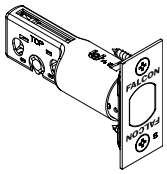

1/4" Radius

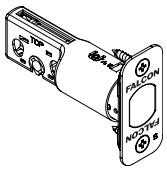

Drive-In

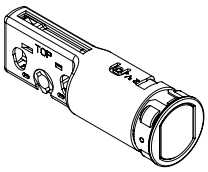

Deadbolts

Part Number	Specify Finish	Housing Diameter	Description	Price Each
Q330-256	•	2-3/8" or 2- 3/4" Universal	Square corner, 1-1/8" x 2-1/4" faceplate	$20.50
Q330-176	•		Square corner, 1" x 2-1/4" faceplate	
Q330-178	•		1/4" radius corner, 1" x 2-1/4" faceplate	
Q330-257	626		1" circular drive-in, 626 only	

Prices subject to change without notice

10-064	10-087	10-092	10-094	10-095
		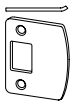	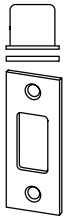	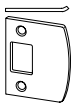

Strikes

Part Number	Specify Finish	Description	Lip Length	Price Each
10-064	•	Drive-In, thimble strike, 1-3/16" deep	-	$21.30
10-087	•	ANSI, 1-1/4" x 4-7/8, with box	1-1/8"	29.20
10-094	•	Square corner with metal dust box, 1-1/8" x 2-3/4"	-	15.10
10-092	•	Full lip, 1/4" radius corner, 1-5/8" x 2-1/4", no box	1-5/16"	9.70
10-095	•	Full lip, square corner, 1-5/8" x 2-1/4", no box		9.70
J250-028		2" strike mounting screws		2.70
5075	•	Security Strike	-	12.10

38-031	B520-649	B520-650

Adapters

Part Number	Specify Finish	Description	Price Each (per finish)
			605 606 613 625 626
38-031	•	2-1/2" diameter adapter ring for 2-1/8" door prep, for under cylinder	$24.30
B520-649	•	Trim ring w/shield for D131/D141	30.00
B520-650	•	Trim ring w/shield for IC functions	30.00
36-071	•	1-3/8" IC Core thin door shim kit, contains 36-066 & 36-068	18.60

Screws

Part Number	Specify Finish	Description		Application		Price Each (Order in multiples of 100)
		Size	Type	Use	Door Thickness	
Keyed, Single Conventional Cylinder						
B600-100		1/4"-28 x 1-15/16"	POH mach.	Mounting	1-3/8" - 1-3/4"	$3.10
B600-101		1/4"-28 x 2.425"	POH mach.	Mounting	over 1-3/4"	
B600-066	•	6-32 x 1/4"	PH mach.	Turn	-	
B520-298		10-32 x 3/8"	PH mach.	Anti-pry shield	-	0.96
Keyed, Single SFIC Cylinder						
B600-100		1/4"-28 x 1-15/16"	POH mach.	Mounting	1-3/8" - 2-1/4"	3.10
B600-066	•	6-32 x 1/4"	PH mach.	Turn	-	
Keyed, Double Conventional Cylinder						
B600-047		1/4"-28 x 3-13/16"	PH mach.	Mounting	1-3/8" - 1-3/4"	3.10
B600-078		1/4"-28 x 3-29/64"	PH mach.	Mounting	over 1-3/4"	
B520-298		10-32 x 3/8"	PH mach.	Anti-pry shield	-	0.96
Keyed, Double SFIC Cylinder						
B600-053		1/4"-28 x 3-61/64"	PH mach.	Mounting	1-3/4" - 2-1/4"	3.10
B520-298		10-32 x 3/8"	PH mach.	Anti-pry shield	-	0.96
All Functions						
C603-897	•	#8 x 3/4"	PFH combo	Deadbolt & strike	-	1.10
J250-028		#8 x 2"	PFH wood	2" strike screw	-	2.70
R525-256		#12 x 3"	PFH wood	3" metal dust box	-	

Screw Packs

Part Number	Specify Finish	Door Thickness	Contents	Price Each
Keyed, Single Conventional Cylinder				
61-500	•	1 3/8" – 1 3/4"	(1) B600-018 (2) B600-100 (2) B600-066 (4) C603-897	$18.60
61-501	•	over 1 3/4" – 2 1/4"	(1) B600-018 (2) B600-101 (2) B600-066 (4) C603-897	18.60
Keyed, Single SFIC Cylinder				
61-500	•	1 3/8" – 2"	(1) B600-018 (2) B600-100 (2) B600-066 (4) C603-897	$18.60
Keyed, Double Conventional Cylinder				
61-502	•	1 3/8" – 1 3/4"	(2) B600-047 (4) C603-897	$14.30
61-503	•	over 1 3/4" – 2 1/4"	(2) B600-078 (4) C603-897	14.30
Keyed, Double SFIC Cylinder				
61-507	•	1 3/8" – 2"	(2) B600-053 (4) C603-897	$14.30

Prices subject to change without notice

Table of Contents

Functions 93
Complete Lock Pricing 94
Options 95
Conventional Clyinder Options....95
Small Format Interchangeable Cores....95
Small Format Construction Cores....95
Latches....96
Strikes....96
Lock Less Components....97
Tactile Warnging Strip (not available in 613)....97
Parts
Levers....97
Roses....97
Chassis Assemblies....97
Screws....98
Misc. Parts....98

Product Identification

B **501** **P** **D**

Latch Suffix
D = Deadlatch
S = Springlatch

Cylinder Suffix
BB6 = 6-Pin SFIC Best capping
BB7 = 7-Pin SFIC Best capping
G6 = 6-Pin SFIC Falcon capping
G7 = 7-Pin SFIC Falcon capping
B = Less SFIC
BDC = SFIC Disposable Construction
H = SFIC Refundable Construction
P = 6-Pin/Keyed 5
P6 = 6-Pin Conventional
L = Less 6-Pin Conventional

Function
See 97

Lock Series

SFIC = Small Format (Best® Style) Interchangeable Core

Finish Codes and Descriptions

Code		Description
605	(US3)	Bright Brass
606	(US4)	Satin Brass
613	(US10B)	Oil Rubbed Bronze
625	(US26)	Bright Chrome
626	(US26D)	Satin Chrome

Standard Features - Furnished unless otherwise specified

BHMA CERTIFIED

Certification	ANSI A156.2, Series 4000, Grade 2, UL Listed for 3-Hour fire door
Latch	1-1/8" x 2-1/4", Square corner faceplate, 1" housing diameter, 1/2" throw, 2-3/4" backset
Strike	1-1/4" x 4-7/8", ANSI, Square corner, no box
Cylinder	6-Pin, Solid brass, Keyed 5-Pin, Falcon G keyway, Keyed different (KD)
Door Range	1-3/8" - 2" standard (exceptions for communicating locks - see pg 98)
Keys	Two, Nickel silver cut keys per lock, Falcon G keyway

Prices subject to change without notice

B Series
GRADE 2 CYLINDRICAL LOCK

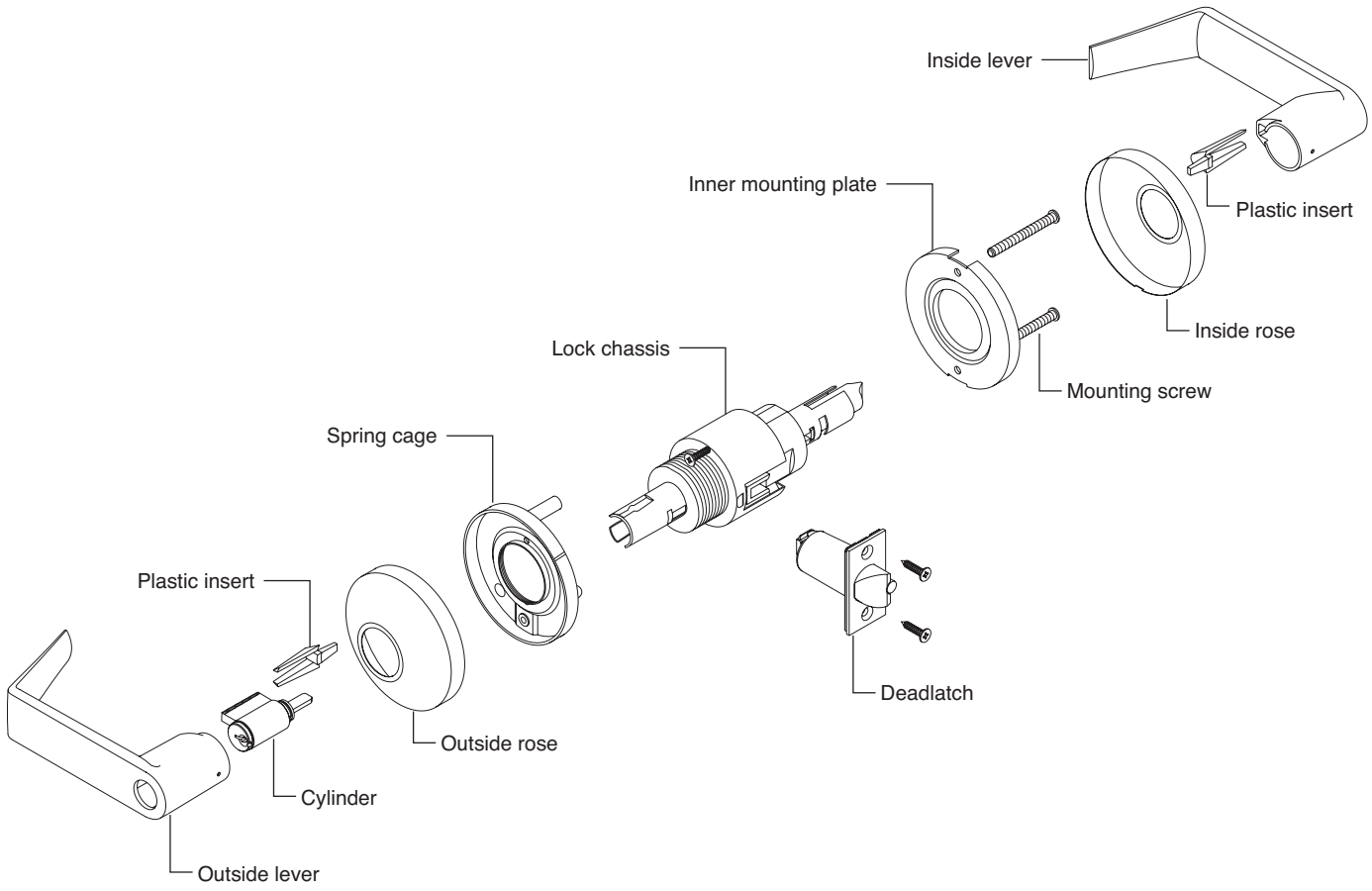

Prices subject to change without notice

ANSI A156.2 Series 4000 Grade 2 Key-In-Lever Locks

FALCON ANSI

B101 F75

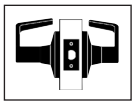

Passage/Closet Latchset
Latch bolt by levers at all times.

B161 F111

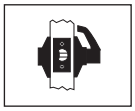

Communicating Passage Lock
Deadlocking latch bolt by inside lever. Non-removable blank plate outside.

B301 F76

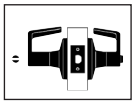

Privacy/Bedroom/Bath Lock
Latch bolt by levers. Outside lever locked by push button in inside lever. Rotating inside lever or closing door releases push button. Emergency release in outside lever unlocks door.

B341 F112

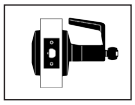

Communicating Store Room Lock
Deadlocking latch bolt by inside lever except when locked by key. Non-removable blank plate on opposite side of lever (11/16" projection).

B501 F82

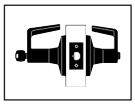

Entry Lock
Push button locking. Button on inside locks outside lever until unlocked by key or by rotating inside lever. Inside lever always free. Deadlocking latch bolt.

B511 F109

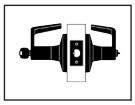

Entry/Office Lock
Turn/push button locking. Pushing and turning button locks outside lever requiring use of key until button is manually unlocked. Push button locking. Pushing button locks outside lever until unlocked by key or by rotating inside lever. Inside lever always free. Deadlocking latch bolt.

Key-In-Lever Locks

FALCON ANSI

B561 F84

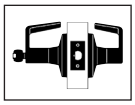

Classroom Lock
Deadlocking latch bolt by levers. Outside lever is locked by key in outside lever. Inside lever is always unlocked for immediate egress.

B581 F86

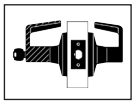

Store Room
Deadlocking latch bolt by lever inside or key outside. Outside lever is always locked. Inside lever is always unlocked for immediate egress.

B611 F90

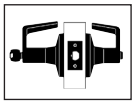

Dormitory/Corridor Lock
Deadlocking latch bolt by levers except when locked by push button on inside lever. Key in outside lever locks or unlocks outside lever and releases button. Closing door releases push button. Inside lever is always free.

B12

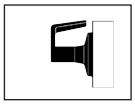

Dummy Trim
Single Trim-surface mounted rigid lever.

B-Series • Complete Locks

D (Dane)

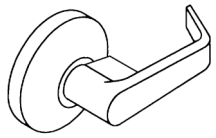

Q (Quantum)

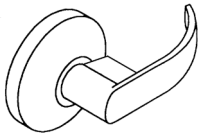

Key-In-Lever

		Designs and Finishes	
		D	Q
Function	**Description**	**626**	**605 606 613 625**
Single Cylinder Functions			
B341PD*	Connecting/Exit	$265.00	$277.00
B501PD	Entry		
B511PD	Entry/Office		
B561PD	Classroom		
B581PD	Storeroom		
B611PD	Dormitory/Corridor	299.00	311.00
Non-Keyed Functions			
B101S	Passage	$190.00	$202.00
B161D*	Communicating Latch		
B301S	Privacy	220.00	232.00
Dummy Trim			
B12	Half Dummy	86.00	92.00

* The B161 and B341 need to be specified as shown for correct door ranges: 138 for (1-3/8"- 1-5/8") or 134 for (>1-5/8"-2")

Prices subject to change without notice

Conventional Cylinder Options

Description	Specify	Add to Lock Price (per core)
5 pinned cylinder	P Suffix Example: B581P	STD
6 pinned cylinder	P6 Suffix Example: B581P6	N/C
6 pinned Competitor keyway cylinders*	P6 Suffix Example: B581P6 (0 Bitted, KD, KA4 only)	$8.20

* Specify specific competitor keyway on order. Competitor keyways are furnished 0 bitted, unless otherwise specified. Not available Master keyed. KD option is not available for locks containing 2 cylinders.

B-Series Complete Conventional Cylinders

Cylinder Mechanism	Part Number	Price Each
5 Pin Cylinder	A23155-02	$68.00
5 Pin Cylinder - B611	A23151-06	
6 Pin Cylinder	A23165-02	
6 Pin Cylinder - B611	A23161-06	

Notes: **1)** Finishes: 606 and 626 only.
2) Specify keyway.
3) Cylinders are furnished G keyway, keyed differently unless otherwise specified.
4) Restricted sections add $13.30 to list price. See page 4 for list of standard keyways. All other keyways are considered restricted. Contact 877-671-7011 for availability.

Small Format Interchangeable Core and Small Format Construction Core

Description	Specify	Add to Lock Price (per core)
Small format core (BEST Style) *	BB6/7 Suffix Example: B581BB6	$54.00
Small format core (Falcon Style) *	G6/7 Suffix Example: B581G6	
Small format construction core **	H Suffix Example: B581HD	54.00
Less Small format core	B Suffix Example: B581BD	N/C
Small format disposable core	BDC Suffix Example: B581BDC	N/C

*Keying must be specified.
** Locks are assessed one non-refundable handling charge (50-231F) per core.

Note: **5)** Control keys are not furnished with locks and must be ordered separately. See page 141 for details

B-Series • Latch and Strike Options

Latches with Locks

Backset	Description	Specify		Add to Lock Price
		Springlatch/Deadlatch	301/611	
2-3/4"	Square corner, 1-1/8" x 2-1/4", standard	57435	57635	N/C
	Square corner, 1" x 2-1/4"	57430	57630	
	1/4" Radius round corner, 1" x 2-1/4"	57431	57631	
2-3/8" **	Square corner, 1" x 2-1/4"	57420	57620	N/C
	Square corner, 1-1/8"	57425	57625	
	1/4" Radius round corner, 1" x 2-1/4"	57421	57621	
5"	Backset extension link	A31727-005-00 *		$48.80

* Backset extension link A31727-005-00 must be used with 2-3/8" backset latches

** 2-3/8" backset is furnished as a 1" faceplate standard.

Strikes with Locks

Description	Lip Length	Specify	Add to Lock Price
ANSI, 1-1/4" x 4-7/8" standard	1-3/16"	5164	N/C
Square Corner, full lip 1-5/8" x 2-1/4"	1"	01-049	N/C
1/4" Radius round corner, full lip 1-5/8" x 2-1/4"	1"	01-048	N/C
Square Corner, T-strike, 1-1/8" x 2-3/4"	1-5/16"	01-046	N/C
ANSI dust box 1" deep, steel	-	005099-000-30	N/C
ANSI, 1-1/4" x 4-7/8"	7/8"	5161	N/C

Latches sold separate

Finishes: 605, 613

Latch Face	Backset & Price		
	2-3/8"	2-3/4"	Price
1" Spring Latch (101)	A57420-000	A57430-000	$35.90
1" Spring Latch (301)	A57620-000	A57630-000	
1" Spring Latch - 1/4" Rad. (101)	A57421-000	A57431-000	
1" Spring Latch - 1/4" Rad. (301)	A57621-000	A57631-000	
1" Deadlatch	A57420-00D	A57430-00D	
1" Deadlatch (611)	A57620-00D	A57630-00D	
1" Deadlatch - 1/4" Rad.	A57421-00D	A57431-00D	
1" Deadlatch - 1/4" Rad. (611)	A57621-00D	A57631-00D	
1-1/8" Spring Latch (101)	A57425-000	A57435-000	
1-1/8" Spring Latch (301)	A57625-000	A57635-000	
1-1/8" Deadlatch	A57425-00D	A57435-00D	
1-1/8" Deadlatch (611)	A57625-00D	A57635-00D	

Strikes sold separate

Finishes: 605, 606, 613, 626, 630 (ANSI only)

Description	Lip Length	Specify	List Price
Square Corner, T-strike, 1-1/8" x 2-3/4"	1-1/8"	Q001-046	$5.40
1/4" Radius round corner, full lip 1-5/8" x 2-1/4"	1"	Q001-048	
Square corner, full lip 1-5/8" x 2-1/4"		Q001-049	
ANSI, 1-1/4" x 4-7/8" standard	1-3/16"	005164-000	17.40
ANSI dust box 1" deep, steel	-	005099-000-30	12.70
ANSI, 1-1/4" x 4-7/8"	7/8"	005161-000	29.30

Shaded items are standard components and are furnished with locks unless otherwise specified.

Prices subject to change without notice

Lock Less Components

Description	Specify	Deduct from Lock Price
Less standard cylinder	L suffix Example: B581LD DAN	$68.00
Less latch	LLL for latch Example: B581PD DAN 626 LLL 5164	16.80
Less strike	LLL for strike Example: B581PD DAN 626 57435 LLL	12.70

Tactile Warning

Description	Specify	Per Lever Lock Price
Abrasive Strip*	Preface the design code with 6 Example: 6DA for DAN	$61.60

* Not available in 613

Levers

Part Number	Description	List Price
		605, 606, 613, 625, 626
A31750-000	Lever, Dane closed	$52.80
A31751-000	Lever, Quantum closed	
A31750-001	Lever, Dane open	
A31751-001	Lever, Quantum open	
031700-002	Lever, Dane IC	
031701-002	Lever, Quantum IC	

Roses

Part Number	Description	List Price
		605, 606, 613, 625, 626
031702-000	Rose, Outer	$21.20
031703-000	Rose, Inner	
A31764-000	Rose, Blank Insert and Post	

B Series Chassis Assemblies

Part Number		Description	Price
Conventional Cylinder	IC Core		
A31706-000-00		B101 Chassis	$153.00
A31707-000-00		B161 Chassis – 1-5/8" – 2" Door Thickness	
A31707-002-00		B161 Chassis – 1-3/8" – 1-5/8" Door Thickness	153.00
A31709-000-00	A31709-001-00	B301/501 Chassis	186.00
A31714-000-00	A31714-001-00	B511 Chassis	
A31715-000-00	A31715-001-00	B561 Chassis	248.00
A31716-000-00	A31716-001-00	B581 Chassis	186.00
A31708-000	A31708-001	B341 Chassis – >1-5/8" – 2" Door Thickness	
A31708-002	A31708-003	B341 Chassis – 1-3/8" – 1-5/8" Door Thickness	
A31739-000	A31739-001	B611 Chassis	279.00

Note: **4)** Chassis provided with trim finish on B341 and B611.

Prices subject to change without notice

Screws

Part Number	Description	Finishes	Size	List Price
021164-016	ANSI strike screws	606, 613, 626, 630	12-24 x 1" combo	$0.72
024416-012	Latch and strike screws	606, 613, 626, 630	8-32 x 3/4" combo	0.42
A31767-000	Screw pack 2-Strike screws, 2- Latch screws, 2- Mounting screws, 2- ANSI Strike screws, and 1- Pin Wrench	605, 613, 626		6.20

Miscellaneous Parts

Part Number	Description	List Price
031705-000-30	Inside Rose Liner	$2.60
031718-000	Push button cap	3.10
031719-000	Turn button cap	3.50
031741-000-50	Lever insert	0.70

Prices subject to change without notice

Table of Contents

Function Charts **101**
- Levers 101
- Function Charts 102
- Knobs 102

Complete Lock Pricing
- Levers/Knobs 103
- Small Rose Levers/Knobs 104

Options
- Conventional Cylinder Options 105
- Complete Conventional Cylinders 105
- Interchangeable Core & Const. Core 105
- Latches 106
- Strikes 106
- Lock Less Components 107
- Tactile Warning Strip 107
- Scews 107
- Misc. Parts 107

Product Identification

W 501 P D

D — **Latch Suffix**
- **D** = Deadlatch
- **S** = Springlatch

P — **Cylinder Suffix**
- **BB6** = 6-Pin SFIC Best capping
- **BB7** = 7-Pin SFIC Best capping
- **G6** = 6-Pin SFIC Falcon capping
- **G7** = 7-Pin SFIC Falcon capping
- **B** = Less SFIC
- **BDC** = SFIC Disposable Construction
- **H** = SFIC Refundable Construction
- **P** = 6-Pin/Keyed 5
- **P6** = 6-Pin Conventional
- **L** = Less 6-Pin Conventional

501 — **Function**
See 105

W — **Lock Series**

SFIC = Small Format (Best® Style) Interchangeable Core

Finish Codes and Descriptions

Code		Description
605	(US3)	Bright Brass
606*	(US4)	Satin Brass
613	(US10B)	Oil Rubbed Bronze
619	(US15)	Satin Nickel
622		Matte Black
625	(US26)	Bright Chrome
626	(US26D)	Satin Chrome
643E	(US11)	Aged Bronze

*Not available on small rose

Standard Features - Furnished unless otherwise specified

BHMA CERTIFIED

Certification	ANSI A156.2, Series 4000, Grade 2, UL Listed for 3-Hour fire door
Latch	1-1/8" x 2-1/4", Square corner faceplate, 1" housing diameter, 1/2" throw, 2-3/4" backset
Strike	1-1/4" x 4-7/8", ANSI, Square corner, no box
Cylinder	6-Pin, Solid brass, keyed 5-pin, Falcon G keyway, Keyed different (KD)
Door Range	1-3/8" - 1-3/4" standard
Keys	Two, Nickel silver cut keys per lock, Falcon G keyway

Prices subject to change without notice

W Series
GRADE 2 CYLINDRICAL LOCK

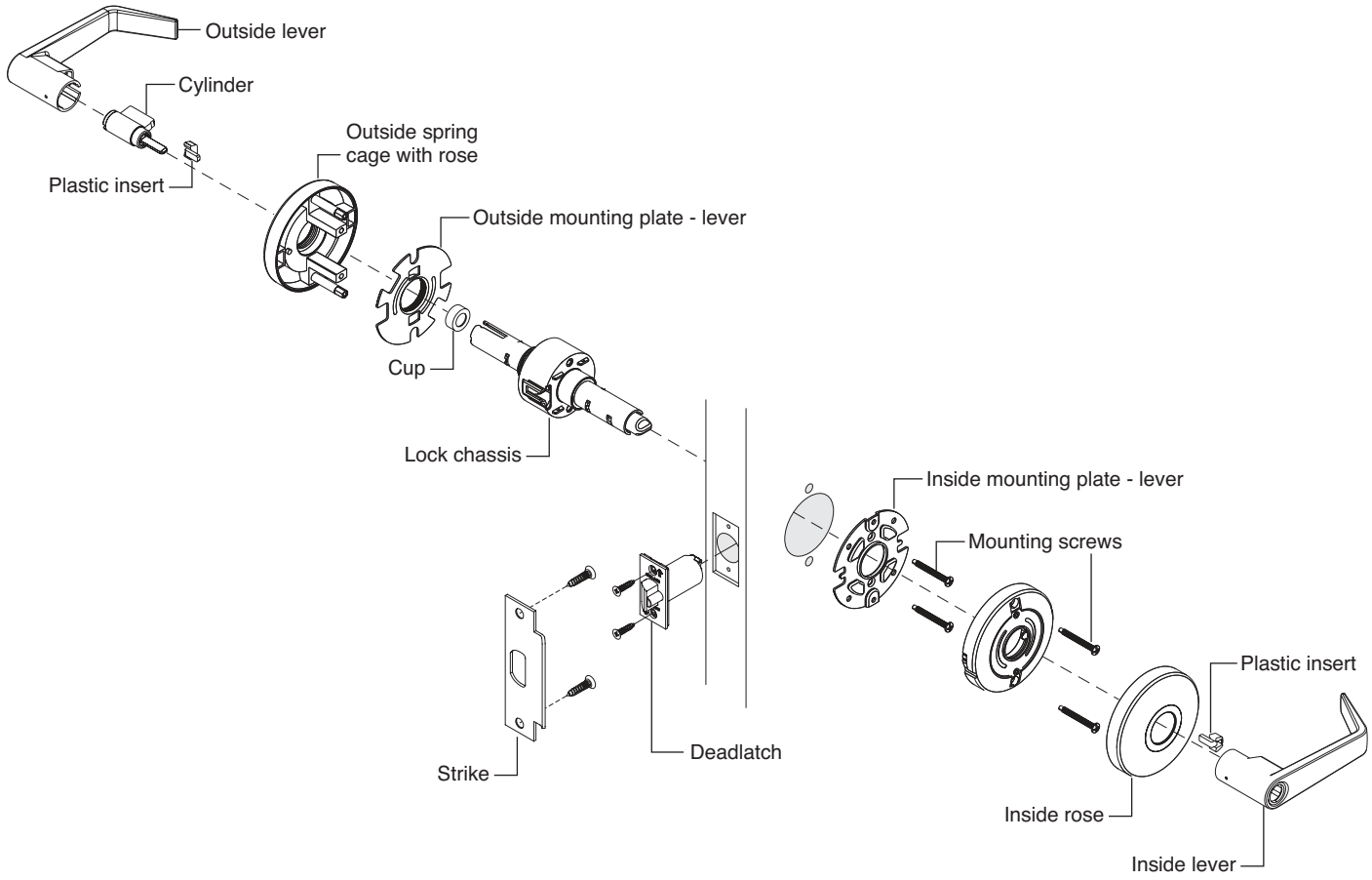

ANSI A156.2, Series 4000 Grade 2 Key-In-Lever Locks

FALCON ANSI & Function

W101 F75 — **Passage Latchset**
Latch bolt by levers at all times.

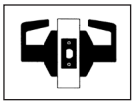

W161 F111 — **Communicating/Exit Latch**
Deadlocking latch bolt by inside lever. Non-removable blank plate outside.

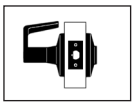

W201* F77 — **Patio Lock**
Deadlocking latch bolt by levers. Outside lever is locked by push button from inside. Rotating inside lever or closing door releases button and unlocks outside lever.

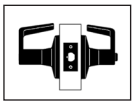

W301 F76 — **Privacy Lock**
Latch bolt by levers. Outside lever is locked by push button in inside lever. Rotating inside lever or closing door release push button and frees outside lever. Inside lever is always free. Emergency release in outside lever unlocks door.

W501* F82 — **Entry Lock**
Push Button Locking. Button on the inside locks outside lever until unlocked by key or by rotating inside lever. Inside lever always free. Deadlocking latch bolt.

FUNCTION CHANGE NOTE: THIS LOCK WILL STAY LOCKED WHEN THE DOOR IS CLOSED. IF YOU WANT YOUR DOOR TO UNLOCK WHEN IT CLOSES, PLEASE PURCHASE THE 571 FUNCTION.

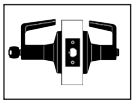

W511 F109 — **Entry/Office Lock**
Deadlocking latch bolt by levers. Turn/push button locking. Pushing and turning button locks outside lever, requiring use of a key for unlocking the door until button is manually unlocked. Pushing button locks outside lever until unlocked by key or by rotating inside lever. Inside lever is always free.

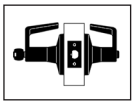

Key-In-Lever Locks

FALCON ANSI & Function

W561 F84 — **Classroom Lock**
Deadlocking latch bolt by levers. Outside lever is locked by key in outside lever. Inside lever is always free.

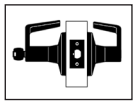

W571* — **Corridor Lock**
Deadlocking latch bolt. Push button locking only. Button on the inside locks outside lever until unlocked by key or by rotating inside lever. Closing the door releases button. Inside lever always free.

NEW FUNCTION NOTE: THIS LOCK WILL UNLOCK WHEN THE DOOR IS CLOSED. IF YOU WANT YOUR DOOR TO REMAIN LOCKED WHEN IT CLOSES, PLEASE PURCHASE THE 501 FUNCTION.

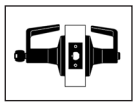

W581 F86 — **Storeroom Lock**
Deadlocking latch bolt by lever inside or key outside. Outside lever is always locked. Inside lever is always free.

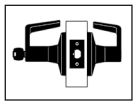

W711* — **Apartment Entrance Lock**
Deadlocking latch bolt by levers. Turn/push button locking. Pushing and turning button locks outside lever, requiring use of a key for unlocking the door until button is manually unlocked. Pushing button locks outside lever until unlocked by key, by rotating inside lever, or by closing door. Inside lever is always free.

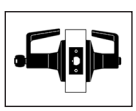

W12/W18* — **Dummy Trim**
Single or double available.
Single (W12)
Double (W18)

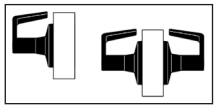

* Functions are not available for small rose option

Prices subject to change without notice

W-Series • Knob Functions

ANSI A156.2, Series 4000 Grade 2 Key-In-Knob Locks

FALCON ANSI & Function

W101 F75 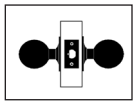

Passage Latchset
Latch bolt by knob at all times.

W301 F76 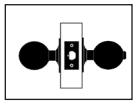

Privacy Lock
Latch bolt by knobs. Outside knob is locked by push button in inside lever. Rotating inside knob or closing door release push button and frees outside knob. Inside knob is always free. Emergency release in outside knob unlocks door.

W501 F82 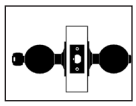

Entry Lock
Push Button Locking. Button on the inside locks outside knob until unlocked by key or by rotating inside knob. Inside knob always free. Deadlocking latch bolt.

FUNCTION CHANGE NOTE: THIS LOCK WILL STAY LOCKED WHEN THE DOOR IS CLOSED. IF YOU WANT YOUR DOOR TO UNLOCK WHEN IT CLOSES, PLEASE PURCHASE THE 571 FUNCTION.

W511 F109 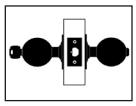

Entry/Office Lock
Deadlocking latch bolt by knobs. Turn/push button locking. Pushing and turning button locks outside knob, requiring use of a key for unlocking the door until button is manually unlocked. Pushing button locks outside knob until unlocked by key or by rotating inside lever. Inside knob is always free.

Key-In-Knob Locks

FALCON ANSI & Function

W561 F84 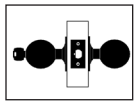

Classroom Lock
Deadlocking latch bolt by knobs. Outside knob is locked by key in outside knob. Inside knob is always free.

W571 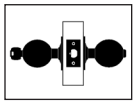

Corridor Lock
Deadlocking latch bolt. Push Button Locking. Button on the inside locks outside knob until unlocked by key or by rotating inside knob. Closing the door releases button. Inside knob always free.

NEW FUNCTION NOTE: THIS LOCK WILL UNLOCK WHEN THE DOOR IS CLOSED. IF YOU WANT YOUR DOOR TO REMAIN LOCKED WHEN IT CLOSES, PLEASE PURCHASE THE 501 FUNCTION.

W581 F86 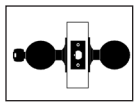

Storeroom Lock
Deadlocking latch bolt by knob inside or key outside. Outside knob is always locked. Inside knob is always free.

W711 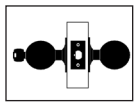

Apartment Entrance Lock
Deadlocking latch bolt by knobs. Turn/push button locking. Pushing and turning button locks outside knob, requiring use of a key for unlocking the door until button is manually unlocked. Pushing button locks outside knob until unlocked by key, by rotating inside knob, or by closing door. Inside knob is always free.

W12 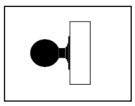

Dummy Trim
Single Trim rigid knob.

Prices subject to change without notice

AVA (Avalon)

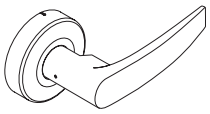

D (Dane)

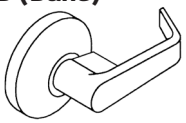

Q (Quantum)

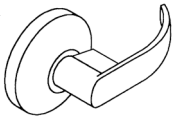

LAT (Latitude)

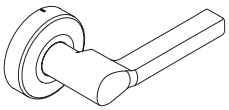

LON (Longitude)

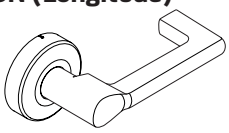

BRW (Broadway)

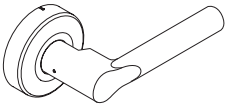

BRK (Boardwalk)

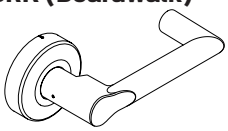

Key-In-Lever 3-3/8" Rose

Function	Description	Designs and Finishes AVA D Q LAT LON BRW BRK 626 643E	Designs and Finishes AVA D Q LAT LON BRW BRK 605 606 613 619 622 625
Single Cylinder Functions			
W501PD	Entry	$145.00	$157.00
W511PD	Entry/Office		
W561PD	Classroom		
W571PD	Dormitory/Corridor		
W581PD	Storeroom		
W711PD	Apartment Entry		
Non-Keyed Functions			
W101S	Passage	$131.00	$143.00
W161D	Communicating/Exit	132.00	144.00
W201D	Patio		
W301S	Privacy		
Dummy Trim			
W12	Half Dummy	$78.00	$84.00
W18	Two Sided Dummy	153.00	165.00

Note: **1)** New Finishes (643E, 619, 622) & New Levers (AVA, LAT, LON, BRW, BRK) are not available on W18 function.

ELI (Elite)

HAN (Hana)

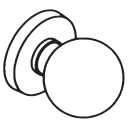

Key-In-Knob

Function	Description	Designs and Finishes E H 626	Designs and Finishes E H 605 606 613 625
Single Cylinder Functions			
W511PD	Entry/Office	$83.00	$95.00
W561PD	Classroom		
W571PD	Corridor		
W581PD	Storeroom		
W711PD	Apartment Entry		
Non-Keyed Functions			
W101S	Passage	$69.00	$81.00
W301S	Privacy	70.00	82.00
Dummy Trim			
W12	Half Dummy	$51.00	$57.00

Note: **2)** Not available with a small rose. Small rose option is for levers only.

Prices subject to change without notice

W-Series Small Rose • Levers Complete Locks

SRD (Dane)

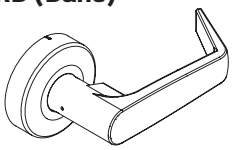

SRQ (Quantum)

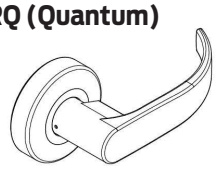

SRA (Avalon)

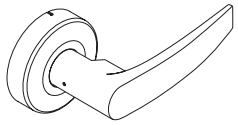

SRLA (Latitude)

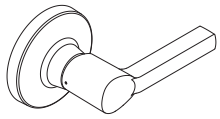

SRLO (Longitude)

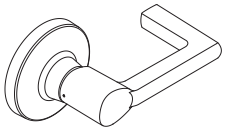

SRBR (Broadway)

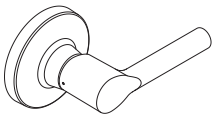

SRBO (Boardwalk)

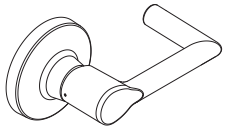

Small Rose 2-9/16" (65mm)

Function	Description	Designs and Finishes SRA, SRD, SRQ, SRLA, SRLO, SRBR, SRBO 626 643E	 605 613 619 622 625
Single Cylinder Functions			
W511	Entry/Office	$173.00	$185.00
W561	Classroom		
W581	Storeroom		
Non-Keyed Functions			
W101	Passage	$141.00	$153.00
W161	Communicating/Exit	145.00	157.00
W301	Privacy		
Dummy Trim			
W12	Single Dummy	$82.00	$88.00

How to Order the Small Rose Option

Small Rose 2-9/16" (65mm)			
Function	Cylinder	Trim	Finish
W511	PD	SRD	626

Prices subject to change without notice

Conventional Cylinder Options - both small and regular rose sizes

Description	Specify	Add to Lock Price (per core)
5 pinned cylinder	P Suffix Example: W581P	STD
6 pinned cylinder	P6 Suffix Example: W581P6	N/C
6 pinned Competitor keyway cylinders*	P6 Suffix Example: W581P6 (0 Bitted, KD, KA4 only)	$8.20

* Competitor keyways are furnished 0 bitted.
Not available Master keyed. KD option is not available for locks containing 2 cylinders.

Notes: **1)** Finishes: 606, 622, & 626 only.
2) Specify keyway.
3) Cylinders are furnished G keyway, keyed differently unless otherwise specified.
4) Restricted sections add $13.30 to list price. See page 4 for list of standard keyways. All other keyways are considered restricted. Contact 877-671-7011 for availability.
5) 622 Finish is available only on Allegion cylinders (P, P6, & P7) in C & G Keyways.

W-Series Complete Conventional Cylinders

	Part Number	
Cylinder Mechanism	**For All Other Functions**	**Price Each**
6 Pin Falcon keyway cylinder	Q330-154	$68.00
6 Pin Schlage C keyway cylinder	Q330-152	
For other cylinders, see pages 132-136.		

Notes: **6)** Finishes for Falcon keyway cylinders are 606, 622, & 626 only.
7) Falcon cylinders are furnished G keyway unless otherwise specified.
8) Restricted sections see page 131. See Restricted Keyway Policy for standard keyway and policy on use of restricted keyway cylinders. Contact 877-671-7011 for availability.

Small Format Interchangeable Core and Small Format Construction Core

Description	Specify	Add to Lock Price (per core)
Small format core (BEST Style) *	BB6/7 Suffix Example: B581BB6	$54.00
Small format core (Falcon Style) *	G6/7Suffix Example: B581G6	
Small format construction core **	H Suffix Example: W581HD	54.00
Less Small format core	B Suffix Example: W581BD	N/C
Small format disposable core	BDC Suffix Example: W581BDC	N/C

* Keying must be specified
** Locks are assessed one non-refundable handling charge (50-231F) per core.

Note: **9)** Control keys are not furnished with locks and must be ordered separately. See page 141 for details.
10) 622 Finish is available only on SFIC (G) in C & G Keyways.

W-Series • Latch & Strike Options

Latches with Locks

Backset	Description	Specify			Add to Lock Price
		Springlatch 101, 301	Deadlatch 161, 501, 511, 561, 581	Restoring Deadlatch 201, 511**, 571, 711	
2-3/8"*	Square corner, 1-1/8" x 2-1/4"	30-209	30-203	30-200	N/C
	Square corner, 1" x 2-1/4"	30-207	30-201	30-198	
	Radius corner, 1" x 2-1/4"	30-208	30-202	30-199	
2-3/4"	Square corner, 1-1/8" x 2-1/4"	30-206	30-197	30-194	
	Square corner, 1" x 2-1/4"	30-204	30-195	30-192	
	Radius corner, 1" x 2-1/4"	30-205	30-196	30-193	

* 2-3/8" backset is furnished as a 1" faceplate standard.

** W511 Standard offering is the Deadlatch 30-197, however if a Restoring Deadlatch is needed it will have to be ordered 30-194

Strikes with Locks

Description	Lip Length	Specify	Add to Lock Price
ANSI, 1-1/4" x 4-7/8" standard	1-3/8"	30-148	N/C
Square Corner, T-Strike 1-1/8" x 2-3/4"	1-3/8"	30-149	
Radius Corner, Full Lip Strike 1-5/8" x 2-1/4"	1"	30-150	
Square Corner, Full Lip Strike 1-5/8" x 2-1/4"	1"	30-151	

Latches as Parts Finishes: 605, 606, 613, 619, 622, 625, 626, 643E

Backset	Description	Specify			List Price
		Springlatch 101, 301	Deadlatch 161, 501, 511, 561, 581	Restoring Deadlatch 201, 511, 571, 711	
2-3/8"	Square corner, 1-1/8" x 2-1/4"	Q330-209	Q330-203	Q330-200	$13.40
	Square corner, 1" x 2-1/4"	Q330-207	Q330-201	Q330-198	
	Radius corner, 1" x 2-1/4"	Q330-208	Q330-202	Q330-199	
2-3/4"	Square corner, 1-1/8" x 2-1/4"	Q330-206	Q330-197	Q330-194	
	Square corner, 1" x 2-1/4"	Q330-204	Q330-195	Q330-192	
	Radius corner, 1" x 2-1/4"	Q330-205	Q330-196	Q330-193	

Strikes as Parts Finishes: 605, 606, 613, 619, 622, 625, 626, 643E

Description	Lip Length	Specify	List Price
ANSI, 1-1/4" x 4-7/8" standard	1-3/8"	Q330-148	$13.40
Square Corner, T-strike, 1-1/8" x 2-3/4"	1-3/8"	Q330-149	
Radius Corner, Full Lip Strike 1-5/8" x 2-1/4"	1"	Q330-150	
Square Corner, Full Lip Strike 1-5/8" x 2-1/4"	1"	Q330-151	

Note: **1)** Specify finish when ordering.

Shaded items are standard components and are furnished with locks unless otherwise specified.

Prices subject to change without notice

Locks Less Components

Description	Specify	Deduct from Lock Price
Less standard (conventional) cylinder	L Suffix Example: W581LD DAN	$9.00
Less latch	LLL Suffix Example: W581PD6 DAN 626 LLL 30-148	8.20
Less strike	LLL Suffix Example: W581GD7 DAN 626 30-206 LLL	8.20

Tactile Warning

Description	Specify	Per Lever Lock Price
Abrasive Strip*	Preface the design code with 6 Example: W581PD6 6DA (for Dane) For small rose: preface the design code with 6S Example for Small Rose: W501PD 6SD (for Dane) 6SQ (for Quantum)	$68.10

* Not available in 613 or on Avalon, Latitude, Longitude, Broadway and Boardwalk

Screws

Part Number	Description	Finishes	List Price
Q005-085	Screw Pack — Knobs	605, 606, 613, 625, 626	$7.70
Q330-170	Screw Pack	605, 606, 613, 625, 626	7.70
Q330-182	Screw Pack — Dummy Trim	–	5.40
Q330-179	Screw Pack — Small Rose	605, 606, 613, 625, 626	7.70

Miscellaneous Parts

Part Number	Description	List Price
Q330-164	Conventional Cylinder tailpiece for all keyed functions	$5.40
Q330-168	SFIC Tailpiece (throw member for levers)	
Q330-169	SFIC Tailpiece (throw member for knobs)	
Q330-282	Inside Spring Cage Kit	13.00
Q330-448	Inside Spring Cage Kit, Small Rose	14.70
Q330-447	Outside Spring Cage Kit, Small Rose	14.70
Q033-026	Cylinder Lever Insert	0.36

Prices subject to change without notice

Table of Contents

Funcion Chart 111
Complete Lock Pricing 112
Options
Deadbolts 113
Strikes 113
Small Format Interchangeable Cores 114
Small Small Construction Cores 114
Lock Less Components 115
Conventional Cylinder Options 115
Parts
Trim 116
Deadbolts 116
Keys 116
Strikes 117
Adapters 117
Screws 118
Screw Packs 119

Product Identification

D **211** **P** **F**

Latch Suffix
F = UL Listed

Cylinder Suffix
B = Less SFIC
BDC = SFIC Construction Core (disposable)
BB6 = SFIC - 6 Pin BEST capping
BB7 = SFIC - 7 Pin BEST capping
G6 = SFIC - 6 Pin slide capping (Falcon Only)
G7 = SFIC - 7 Pin slide capping (Falcon Only)
H = SFIC Construction Core (refundable)
L6 = Less Conventional, 6 Pin
L7 = Less Conventional, 7 Pin
P = Conventional, 6 Pin/Keyed 5
P6 = Conventional, 6 Pin
P7 = Conventional, 7 Pin

Function
See 115

Lock Series

SFIC = Small Format (Best® Style) Interchangeable Core

Finish Codes and Descriptions

Code		Description
605	(US3)	Bright Brass
606	(US4)	Satin Brass
613	(US10B)	Oil Rubbed Bronze
619	(US15)	Satin Nickel
622	(US19)	Matte Black
643e	(US11)	Aged Bronze
625	(US26)	Bright Chrome
626	(US26D)	Satin Chrome

Standard Features - Furnished unless otherwise specified

BHMA CERTIFIED

Certification	BHMA - ANSI A156.5, 2001, Grade 2 (except D261M) auxiliary lock, Available UL Listed for 3-Hour fire door
Deadbolt	1-1/8" x 2-1/4", Square corner faceplate, 1" housing diameter, 1" throw
Strike	1-1/8" x 2-3/4", lipless, with box
Cylinder	6-Pin, Solid brass, Keyed 5-Pin, Falcon G keyway, Keyed different (KD)
Door Range	1-3/8" - 2-1/4" standard cylinder or thumbturn only; 1-5/8" - 2" interchangeable core cylinder
Keys	Two, Nickel silver cut keys per lock, Falcon G keyway
Reinforcement	Metal dust box reinforcer with three - 3" screws
Trim Ring	1" Wrought brass or bronze, reinforced with security insert
Backset	2-3/8" and 2-3/4" adjustable

Prices subject to change without notice

D200 Series

GRADE 2 DEADBOLT

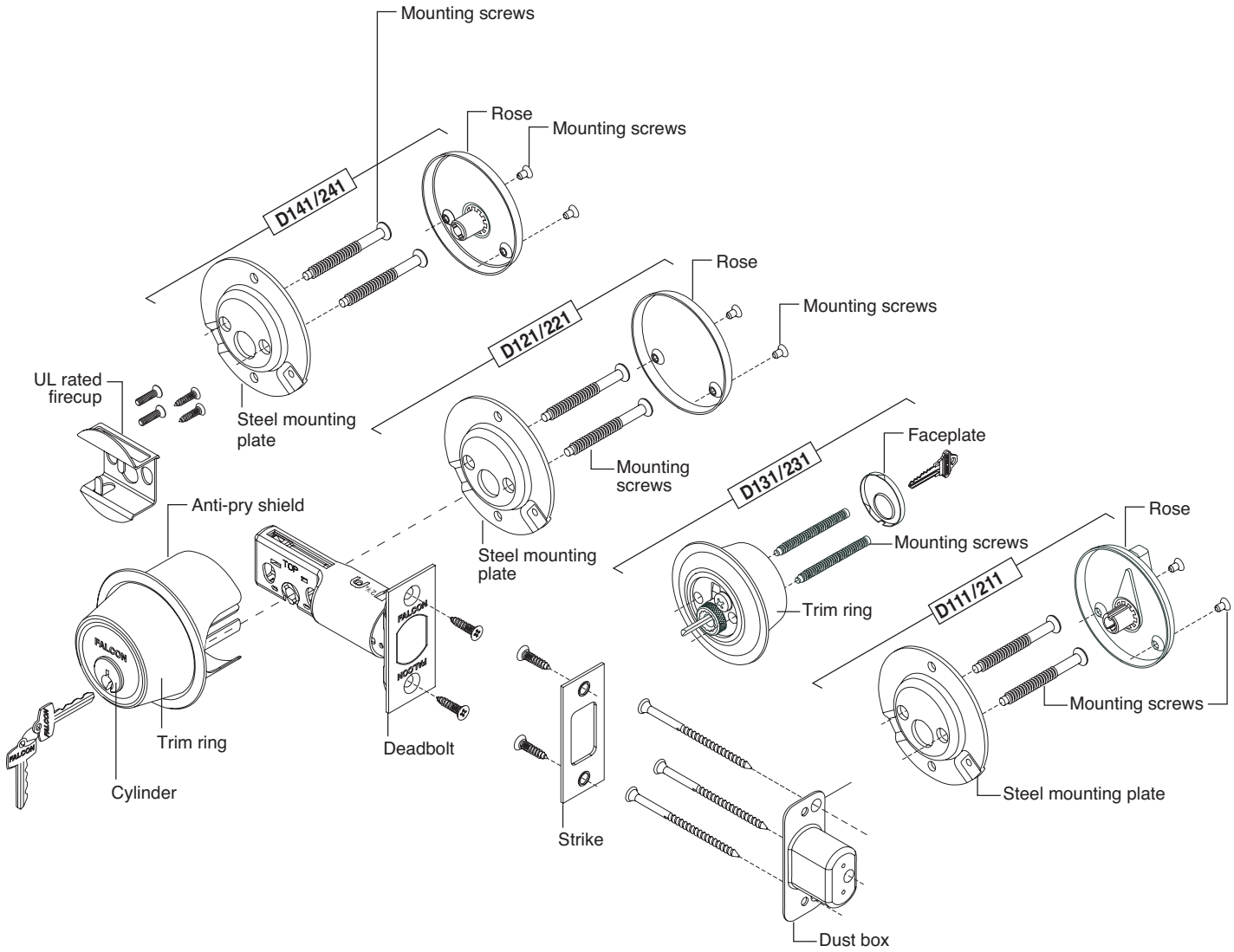

Prices subject to change without notice

BHMA / ANSI A156.5, 2001, Grade 2
Bored Deadbolt Locks

FALCON ANSI

D211P E0172 **Classroom Function**

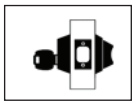

Deadbolt thrown or retracted by key from outside. Inside turn will only retract bolt. Bolt automaticall deadlocks when fully thrown.

D221P E0162 **Single Cylinder x Rose**

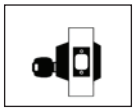

Deadbolt thrown or retracted by key only. Blank plate inside. Bolt automatically deadlocks when fully thrown.

D231P E0142 **Double Cylinder***

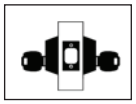

Deadbolt thrown or retracted by key from either side. Bolt automatically deadlocks when fully thrown.

D241P E0152 **Single Cylinder x Turn**

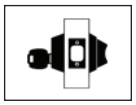

Deadbolt thrown or retracted by key or by turn. Bolt automatically deadlocks when fully thrown.

D251 **Thumbturn x Thumbturn**

Deadbolt thrown or retracted by turn unit from either side. Application for storm shelters. Bolt automatically deadlocks when fully thrown.

D261 E0192 **Thumbturn, Inside Only**



Deadbolt thrown or retracted by turn unit only. No outside trim. Bolt automatically deadlocks when fully thrown.

D261M E01112 **Thumbturn, Inside x Rose**

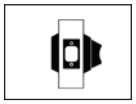

Deadbolt thrown or retracted by turn unit only. Outside blank rose. Bolt automatically deadlocks when fully thrown.

D271 **Thumbturn x Occupancy Indicator**

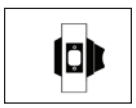

Deadbolt thrown or retracted by turn unit only. Occupancy indicator on outside (reads either in use or vacant with color coding). Bolt automatically deadlocks when fully thrown.
Note: This function is not UL Listed.

*** Caution:** Double cylinder locks on residences and any door, in any structure, which is used for egress are a life safety hazard in times of emergency and their use is not recommended. Installation should be in accordance with existing codes only.

Prices subject to change without notice

D200-Series • Complete Locks

Outside Cylinder Trim

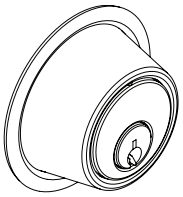

Inside Cylinder Trim

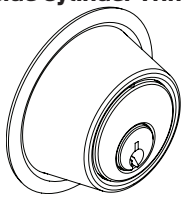

Rose and Turn

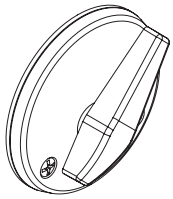

D-200 Series

Function	Description	Designs and Finishes	
		626 643e	605 606 613 619 622 625
Keyless			
D251	Turn x Turn	$70.00	$76.00
D261	Turn, Inside Only		
D261M	Turn , Inside x Rose		
D271	Turn, Inside x Occupancy Indicator	71.00	77.00
Single Cylinder Functions			
D211P	Classroom Function	$94.00	$100.00
D221P	Single Cylinder x Rose	91.00	97.00
D241P	Single Cylinder x Turn		
Double Cylinder Functions			
CAUTION: Double cylinder locks on residences and any door in any structure which is used for egress are a life safety hazard in times of emergency and their use is not recommended. Installation should be in accordance with existing codes only.			
D231P	Double Cylinder	$119.00	$125.00

Notes: **1)** Split finishes are priced at the highest finish price.
2) D271 Occupancy Indicator deadbolt is shipped with emergency key (61-509) and instructions.
3) 'F' Suffix must be added for UL product

Prices subject to change without notice

Square Corner	Round Corner	Drive-In
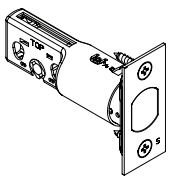	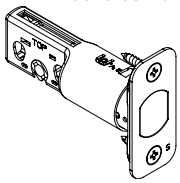	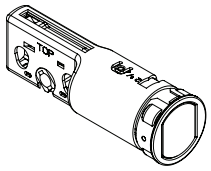

Deadbolts with Locks

Backset	Description	HSG Dia	Specify	Add to Lock Price
2-3/8" or 2-3/4"	Square corner, 1-1/8" x 2-1/4", standard	1"	30-253	N/C
	Square corner, 1" x 2-1/4"		30-175	
	1/4" Radius round corner, 1" x 2-1/4"		30-177	
	Circular, Drive-In bolt, 626 only		30-254	
For UL Listed Locks				
2-3/8" or 2-3/4" UL	Square corner, 1-1/8" x 2-1/4", standard	1"	30-173	N/C
	Square corner, 1" x 2-1/4"		30-171	
	Circular, Drive-In bolt, 626 only		30-258	

10-064	10-087	10-092	10-094	10-095
	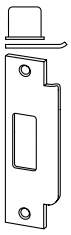	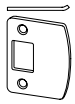	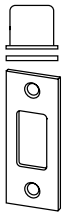	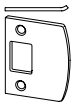

Strikes with Locks

Description	Lip Length	Specify	Add to Lock Price
Drive-In thimble strike, 1-3/16" dia.	1"	10-064	N/C
ANSI, 1-1/4" x 4-7/8", with box	1-1/8"	10-087	$7.70
Full Lip, 1/4" radius corner, 1-5/8" x 2-1/4", no box	1-5/16"	10-092	N/C
Square Corner with metal dust box, 1-1/8" x 2-3/4", standard	–	10-094	
Full Lip, square corner, 1-5/8" x 2-1/4", no box		10-095	
ANSI Dust Box 1" Deep, Steel		005099-000-30	
Strike Reinforcer, used with 10-094		37-016	

Shaded items are standard components and are furnished with locks unless otherwise specified.

Prices subject to change without notice

Small Format Interchangeable Core

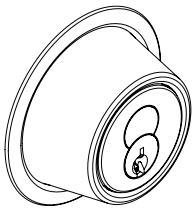

Small Format Interchangeable Core and Small Format Construction Core

Description	Specify	Add to Lock Price (per core)
Small format core (BEST Style) *	BB6/7 Suffix Example: D211BB6	$54.00
Small format core (Falcon Style) *	G6/7Suffix Example: D211G6	
Small format construction core **	H Suffix Example: D211HD	54.00
Less Small format core	B Suffix Example: D211BD	N/C
Small format disposable core	BDC Suffix Example: D211BDC	N/C

* Keying must be specified

** Locks are assessed one non-refundable handling charge (50-231F) per core.

Notes: **1)** Split finishes are priced at the highest finish price.
2) Key section must be specified and applicable charges for restricted sections will be applied. See page 131
3) Control keys are not furnished with locks and must be ordered separately. See page 141 for details.
4) Adapter kit 36-071 required for interchangeable core cylinders on 1-3/8" doors.

Lock Less Components

Description	Specify	Deduct from Lock Price
Less deadbolt	LLL for latch Example: D211P 605 30-171 LLL	$12.10
Less strike	LLL for strike Example: D211L	4.00
Less conventional cylinder	L suffix Example: D211L	22.90
Less conventional cylinder D231	L suffix Example: D231L	45.80

Conventional Cylinder Options

Description	Specify	Add to Lock Price (per core)
5 pinned cylinder	P Suffix Example: D211P	STD
6 pinned cylinder	P6 Suffix Example: D211P6	N/C
7 pinned cylinder (Not available on D231)	P7 Suffix Example: D211P7	14.60
6 pinned Competitor keyway cylinders*	P6 Suffix Example: D211P6 (0 Bitted, KD, KA4 only)	8.20

* Specify specific competitor keyway on order. Competitor keyways are furnished 0 bitted, unless otherwise specified. Not available Master keyed. KD option is not available for locks containing 2 cylinders.

D200-Series Complete Conventional Cylinders

Cylinder Mechanism	Part Number	Price Each
5 Pin Cylinder - D211, D241	Q500-067	$68.00
5 Pin Cylinder - D221	Q500-069	
5 Pin Cylinder - D231	Q500-072	
6 Pin Cylinder - D211, D241	Q500-010	
6 Pin Cylinder - D221	Q500-056	
6 Pin Cylinder - D231	Q500-012	
7 Pin Cylinder - D211, D241	Q500-014	84.00
7 Pin Cylinder - D221	Q500-057	

Notes: **1)** Finishes: 606 and 626 only

2) Specify keyway

3) Cylinders are furnished G keyway, keyed differently unless otherwise specified.

4) Restricted sections add $13.30 to list price. See page 4 for list of standard keyways. All other keyways are considered restricted. Contact 877-671-7011 for availability.

Rose and Turn

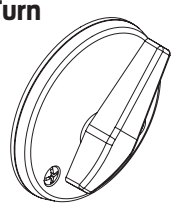

Mounting Plate

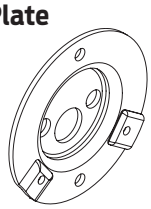

Rose

Trim

Part Number	Specify Finish	Description	Price Each
B302-041	•	Rose and Turn	$56.60
B302-045	•	Rose and Turn (D211)	56.60
12-626	•	Blank Rose (D221)	32.30
B600-018	•	Mounting plate for rose and rose & turn	13.10

Square Corner

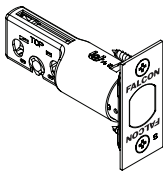

1/4" Radius

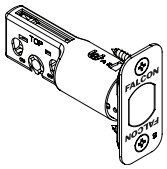

Drive-In

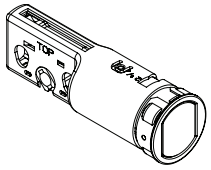

Deadbolts

Part Number	Specify Finish	Housing Diameter	Description	Price Each
Q330-253	•	2-3/8" or 2- 3/4" Universal	Square corner, 1-1/8" x 2-1/4" faceplate	$20.50
Q330-175	•		Square corner, 1" x 2-1/4" faceplate	
Q330-177	•		1/4" radius corner, 1" x 2-1/4" faceplate	
Q330-254	626		1" circular drive-in, 626 only	

Keys - Emergency For Occupancy Indicator

Part Number	Description	Price Each
61-509	Emergency Release Key – Standard Size for Occupancy Indicator	$14.10
61-510	Emergency Release Key – Large Size for Occupancy Indicator	26.70

Prices subject to change without notice

10-064	10-087	10-094	10-092	10-095
	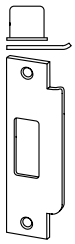		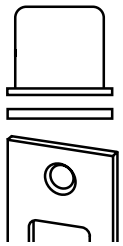	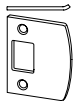

Strikes

Part Number	Specify Finish	Description	Lip Length	Price Each
10-064	•	Drive-In, thimble strike, 1-3/16" deep	-	$21.30
10-087	•	ANSI, 1-1/4" x 4-7/8, with box	1-1/8"	29.20
10-094	•	Square corner with metal dust box, 1-1/8" x 2-3/4"	-	15.10
10-092	•	Full lip, 1/4" radius corner, 1-5/8" x 2-1/4", no box	1-5/16"	9.70
10-095	•	Full lip, square corner, 1-5/8" x 2-1/4", no box		
J250-028		2" strike mounting screws		2.70
5075	•	Security Strike	-	11.70

38-031	B520-649	B520-650

Adapters

Part Number	Specify Finish	Description	Price Each (per finish)
			605 606 613 625 626
38-031	•	2-1/2" diameter adapter ring for 2-1/8" door prep, for under cylinder	$24.30
B520-649	•	Trim ring w/shield for D131/D141	30.00
B520-650	•	Trim ring w/shield for IC functions	30.00
36-071	•	1-3/8" IC Core thin door shim kit, contains 36-066 & 36-068	18.60

Screws

Part Number	Specify Finish	Description		Application		Price Each (Order in multiples of 100)
		Size	Type	Use	Door Thickness	
Keyed, Single Conventional Cylinder						
B600-100		1/4"-28 x 1-15/16"	POH mach.	Mounting	1-3/8" - 1-3/4"	$3.10
B600-101		1/4"-28 x 2.425"	POH mach.	Mounting	over 1-3/4"	
B600-066	▪	6-32 x 1/4"	PH mach.	Turn	-	
B520-298		10-32 x 3/8"	PH mach.	Anti-pry shield	-	0.96
Keyed, Single SFIC Cylinder						
B600-100		1/4"-28 x 1-15/16"	POH mach.	Mounting	1-3/8" - 2-1/4"	3.10
B600-066	▪	6-32 x 1/4"	PH mach.	Turn	-	
Keyed, Double Conventional Cylinder						
B600-047		1/4"-28 x 3-13/16"	PH mach.	Mounting	1-3/8" - 1-3/4"	3.10
B600-078		1/4"-28 x 3-29/64"	PH mach.	Mounting	over 1-3/4"	
B520-298		10-32 x 3/8"	PH mach.	Anti-pry shield	-	0.96
Keyed, Double SFIC Cylinder						
B600-053		1/4"-28 x 3-61/64"	PH mach.	Mounting	1-3/4" - 2-1/4"	3.10
B520-298		10-32 x 3/8"	PH mach.	Anti-pry shield	-	0.96
All Functions						
C603-897	▪	#8 x 3/4"	PFH combo	Deadbolt & strike	-	1.10
J250-028		#8 x 2"	PFH wood	2" strike screw	-	2.70
R525-256		#12 x 3"	PFH wood	3" metal dust box	-	

Prices subject to change without notice

Screw Packs

Part Number	Specify Finish	Door Thickness	Contents	Price Each
Keyed, Single Conventional Cylinder				
61-506	•	1 3/8" – 2 1/4"	(2) B600-048 (2) F605-359 (4) C603-897 (1) B600-018 (2) B600-066	$22.70
Keyless, D261M, D271				
61-504	•	1-3/8" - 1-3/4"	(2) B520-662 (4) C603-897 (2) B600-066 (4) B600-018	$29.50
61-505	•	1-3/4" - 2-1/4"	(2) B520-663 (4) C603-897 (2) B600-066 (4) B600-018	29.50
Keyed, Single Conventional Cylinder				
61-500	•	1 3/8" – 1 3/4"	(1) B600-018 (2) B600-100 (2) B600-066 (4) C603-897	$18.60
61-501	•	over 1 3/4" – 2 1/4"	(1) B600-018 (2) B600-101 (2) B600-066 (4) C603-897	18.60
Keyed, Single SFIC Cylinder				
61-500	•	1 3/8" – 2"	(1) B600-018 (2) B600-100 (2) B600-066 (4) C603-897	$18.60
Keyed, Double Conventional Cylinder				
61-502	•	1 3/8" – 1 3/4"	(2) B600-047 (4) C603-897	$14.30
61-503	•	over 1 3/4" – 2 1/4"	(2) B600-078 (4) C603-897	14.30
Keyed, Double SFIC Cylinder				
61-507	•	1 3/8" – 2"	(2) B600-053 (4) C603-897	$14.30

Prices subject to change without notice

Table of Contents

Functions 123
Complete Locks 124
Options
Deadbolts/Deadlatches 127
Deadbolt Strikes 127
Strike Combinations 127
Lock Less Components 127
Parts
Deadbolts 128
Deadlatches 128
Deadbolt/Deadlatch Combinations 128
Deadbolt Strikes 128
Deadlatch Strikes 128
Deadbolt/Deadlatch Strike Combinations 128
Screw/Screw Packs 129
Complete Cylinders **See Cylinders Section**
How to Order **Forms & Examples**

Product Identification

H2 210-500 P D

- **Latch Suffix**
  - **D** = Deadlatch
- **Cylinder Suffix**
  - **P** = Conventional, 6 Pin/Keyed 5
  - **L** = Less Conventional, 6 Pin
  - **B** = Less SFIC
  - **BDC** = SFIC Construction Core (disposable)
  - **H** = SFIC Construction Core (refundable)
  - **BB7** = SFIC - 7 Pin BEST capping
  - **G6** = SFIC - 6 Pin slide capping (Falcon Only)
  - **G7** = SFIC - 7 Pin slide capping (Falcon Only)
  - **P6** = Conventional, 6 Pin
- **Function**
  - **101** = Entry Lock
  - **171** = Public Restroom Lock w/ Occupied Indicator
- **Lock Series**

SFIC = Small Format (Best® Style) Interchangeable Core

Finish Codes and Descriptions

Code		Description
605	(US 3)	Bright Brass
619	(US 15)	Satin Nickel
625	(US 26)	Bright Chromium Plated
626	(US 26D)	Satin Chromium Plated
643e	(US 11)	Aged Bronze
622		Matte Black

Standard Features

BHMA CERTIFIED

Certification:	ANSI/BHMA Certified A156.12-2013, Grade 2, UL listed for 3-hour fire door With SFIC interchangable core cylinders: Grade 3 Security
Deadbolt:	1 X 2-1/4", dual option faceplate, (square corner standard, round corner included in package), 1" housing diameter, 1" throw
Latch	1" x 2-1/4" dual option faceplate (square corner standard, round corner included in package). 1" edge bore required
Strikes:	1-1/8" X 2-3/4", Square corner (deadbolt) and 1-5/8" X 2-1/4", Square corner, T-strike, box, 1 1/8" x 2 3/4" (Deadlatch)
Backset:	Adjustable backset, fits 2-3/8" or 2-3/4"
Cylinders:	6-pin, solid brass, keyed 6-pin, G keyway, keyed different (KD)
Door Range:	1-3/4" to 2" standard (1-3/8" available, must be specified)
Keys:	Nickel silver cut keys, 6-pin, G keyway
Center to Center:	Fits 4" or 5 1/2" (factory default) center to center door preps

Prices subject to change without notice

H2 Series

GRADE 2 INTERCONNECT LOCK

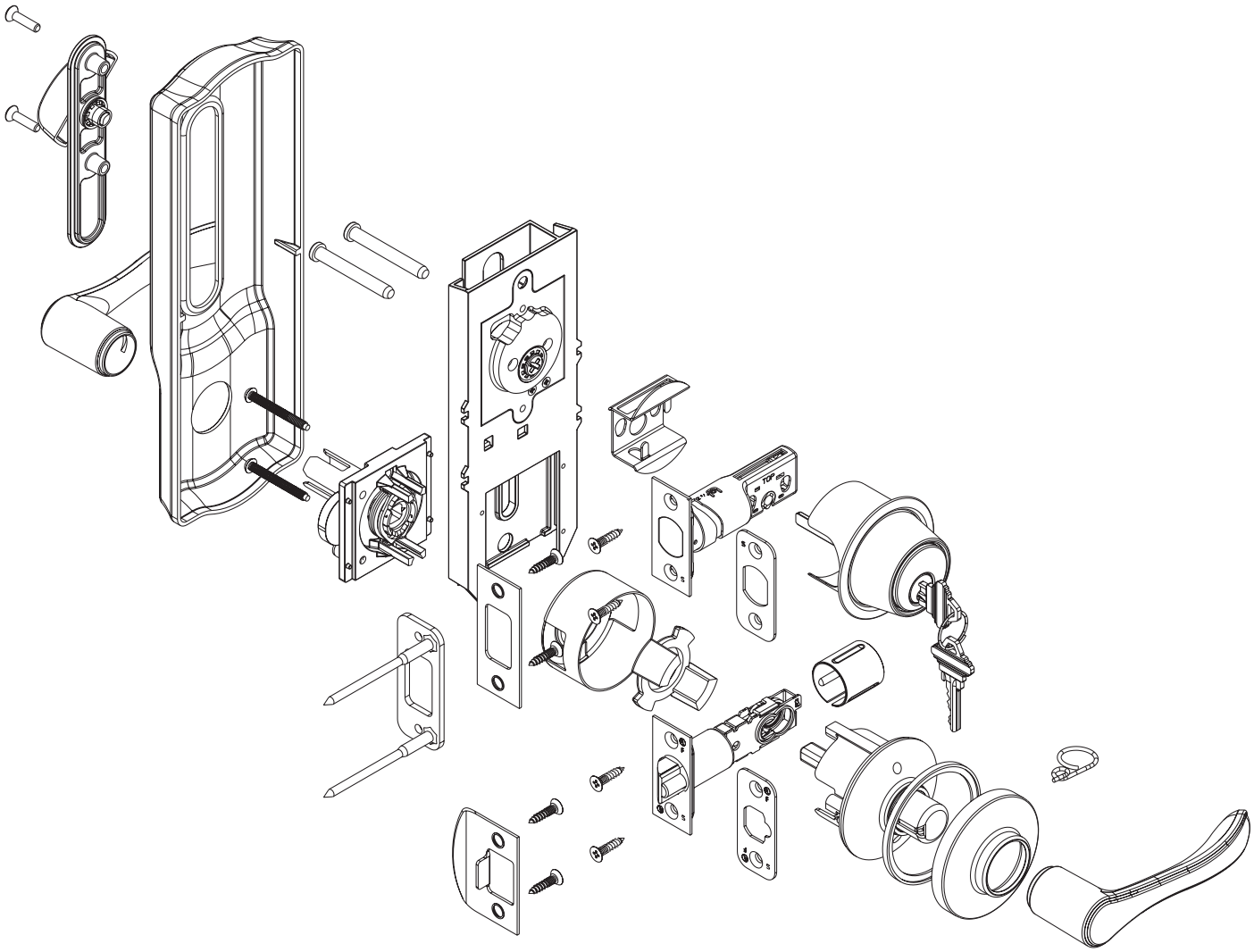

Prices subject to change without notice

ANSI/BHMA Certified A156.12-2013, Grade 2, UL Listed for 3-hour fire door.

FALCON ANSI

H2101 F95

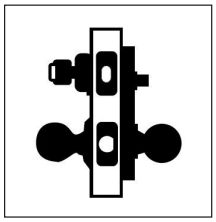

Entrance Lock
Deadbolt operated by key from outside or by turn unit from inside. Bolt automatically deadlocks when fully thrown. Latch retracted by lever from either side. Turning inside lever retracts deadbolt and latch simultaneously for immediate exit.

FALCON ANSI

H2171

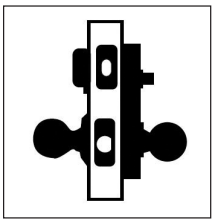

Public Restroom Lock with Occupancy Indicator
Latchbolt retracted by lever from either side. Deadbolt thrown or retracted by turn inside or retracted by emergency key outside. Rotating turn from inside extends deadbolt and changes visual message on outside from vacant to occupied. Inside lever simultaneously retracts deadbolt and latch.

H2-Series • Complete Locks

Avalon (AVA)

Dane (DAN)

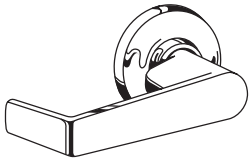

Flair (FLA)



Specify hand

Latitude (LAT)

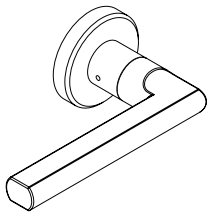

Quantum (QUA)

Longitude (LON)

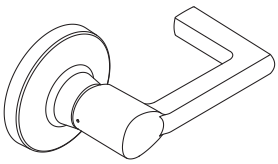

Broadway (BRW)

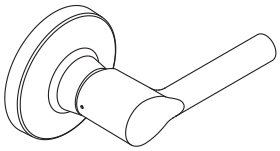

Boardwalk (BRK)

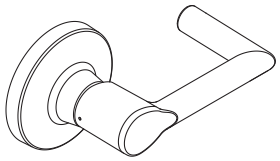

Prices subject to change without notice

Escutcheons

Plymouth (PLY)

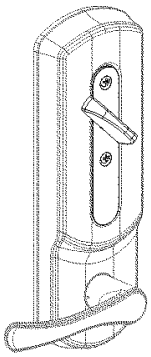

Latches

Q330-041

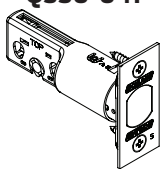

Q100-101

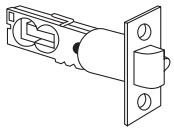

Strikes, Deadbolts

10-094
Standard

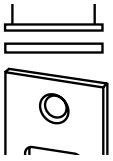

10-092

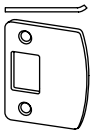

10-095

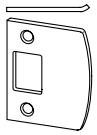

10-116

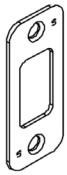

Strikes, Deadlatches

10-001

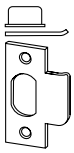

10-026
Standard

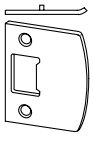

10-027

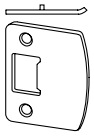

Prices subject to change without notice

H2-Series • Complete Locks

Function	Description	Design and Finishes	
		AVL DAN FLA LAT QUA LON BRW BRK	
		626 643E	605* 619 622 625
H2101	Entrance Lock - Deadbolt Single Cylinder	$369.00	$381.00
H2171	Public Restroom with Occupancy Indicator - No Cylinder (Interior Locking Only)	488.00	500.00

Specify both outside and inside designs if split.
*605 finish not available for LON and BRK lever designs.

Deadbolts/Deadlatches

Combo Part Number	Deadbolt	Deadlatch	Backset - Hsg Dia. - Description	Lock Adjustment
Q100-100	Q330-041	Q100-101	2 3/8" or 2 3/4" - 1" - Dual Option, 1" x 2 1/4", standard (square corner standard, round corner included in the package)	**N/C**

Deadbolt Strikes

Part Number	Lip Length - Description	Lock Adjustment
10-094	N/A - Square corner, 1 1/8" x 2 3/4"	**N/C**
10-092	1 1/8" - 1/4" Radius round corner, full lip, no box, 1 5/8" x 2 1/4"	
10-095	1 1/8" - 1/4" Square corner, full lip, no box, 1 5/8" x 2 1/4"	
10-116	N/A - Round corner strike, no lip, 1 1/8" X 2 3/4"	

Deadlatch Strikes

Part Number	Lip Length - Description	Lock Adjustment
10-001	1 1/8" - Square corner, T-strike, box, 1 1/8" x 2 3/4"	**N/C**
10-026	1 1/8" - Square corner, full lip, no box, 1 5/8" x 2 1/4"	
10-027	1 1/8" - 1/4" Radius round corner, full lip, no box, 1 5/8" x 2 1/4"	

Strike Combinations

Deadbolt Strike	Deadlatch Strike	Specify Combo Number	Add to Lock Price
10-094	10-001	10-109	**N/C**
10-094	10-026	10-121	
10-116	10-027	10-122	
10-092	10-027	10-123	
10-095	10-026	10-124	

Conventional Cylinder Options

Description	Specify	Add to Lock Price (per core)
5 pinned cylinder	P Suffix Example: H2101P	STD
6 pinned cylinder	P6 Suffix Example: H2101P6	
6 pinned Competitor keyway cylinders* available on H101, H511 only	P6 Suffix Example: H2101P6 (0 Bitted, KD, KA4 only)	$8.20

* Specify specific competitor keyway on order. Competitor keyways are furnished 0 bitted, unless otherwise specified. Not available Master keyed. KD option is not available for locks containing 2 cylinders.

Notes: **1)** Finishes: 606, 622, 626 and 643e

2) Specify keyway

3) Cylinders are furnished G keyway, keyed differently unless otherwise specified.

4) Restricted sections add $13.30 to list price. See page 4 for list of standard keyways. All other keyways are considered restricted.

Small Format Interchangeable Core and Small Format Construction Core

Description	Specify	Add to Lock Price (per core)
Small format core (BEST Style) *	BB6/7 Suffix Example: H2101BB6	$54.00
Small format core (Falcon Style) *	G6/7 Suffix Example: H2101G6	
Small format construction core **	H Suffix Example: H2101HD	54.00
Less Small format core	B Suffix Example: H2101BD	N/C
Small format disposable core	BDC Suffix Example: H2101BDC	N/C

* Keying must be specified

** Locks are assessed one non-refundable handling charge (50-231F) per core.

Notes: **5)** Control keys are not furnished with locks and must be ordered separately. See page 141 for details

Locks Less Components

Description	Specify	Deduct from Lock Price
Less deadbolt strike	LLL for deadbolt strike Example: H2101 DAN 12-339 LLL/10-001	**N/C**
Less deadlatch strike	LLL for deadlatch strike Example:H2101 DAN 12-339 LLL/10-094	**N/C**
Less both levers	LLL for both Levers Example: H2101 LLL/DAN LLL	**$14.70**
Less Conventional Cylinder	L suffix Example: H2101LD/DAN	**22.70**

Prices subject to change without notice

Shaded items are standard components and are furnished with locks unless otherwise specified.

Deadbolts

Available Finishes - Specify for Listed Parts		605	619	626	643e	622
Q330-041, Q330-177, Q330-175		▪	▪	▪	▪	▪
Part Number	**Backset - Description**	**Price Each**				
Q330-041	2 3/8" or 2 3/4" - 1" Square corner, 1" x 2 1/4	**$50.80**				
Q330-177	2 1/4" Standard Round Corner standard	**20.50**				
Q330-175	2 1/4" standard Square Corner standard	**20.50**				

Deadlatches

Available Finishes - Specify for Listed Parts		605	619	626	643e	622
Q100-101, Q100-102		▪	▪	▪	▪	▪
Part Number	**Backset - Description**	**Price Each**				
Q100-101	2 3/8" or 2 3/4" adjustable backset, Square corner, 1" x 2 1/4" Round corner, 1"x 2 1/4", included w/o screws	**$45.00**				
Q100-102	2 3/8" or 2 3/4" adjustable backset, 2 1/4" - 1" Square corner, 1" x 2 1/4" Round corner, 1" x 2 1/4", included w/screws					

Deadbolt/Deadlatch Combinations

Available Finishes - Specify for Listed Parts				605	619	626	643e	622
Q100-100				▪	▪	▪	▪	▪
Part Number	**Backset - Description**	**Deadbolt**	**Deadlatch**	**Price Each**				
Q100-100	2 3/8" or 2 3/4" - Dual Option, 1" x 2-1/4" w/ screws	Q330-041	Q100-101	**$95.70**				

Deadbolt Strikes

Available Finishes - Specify for Listed Parts		605	619	626	643e	622
10-094, 10-092, 10-095		▪	▪	▪	▪	▪
Part Number	**Lip Length - Description**	**Price Each**				
10-094	N/A - Square corner, 1 1/8" x 2 3/4"	**$15.10**				
10-092	1 1/8" - 1/4" Radius round corner, full lip, no box, 1 5/8" x 2 1/4"	**9.70**				
10-095	1 1/8" - Square corner, full lip, no box, 1 5/8" x 2 1/4"					
10-116	N/A - Round corner strike, no lip, 1 1/8" X 2 3/4"	**16.80**				
37-016	Strike reinforce, use with 10-094 and 10-116	**20.00**				

Deadlatch Strikes

Available Finishes - Specify for Listed Parts		605	619	626	643e	622
10-001, 10-026, 10-027		▪	▪	▪	▪	▪
Part Number	**Lip Length - Description**	**Price Each**				
10-001	Square corner, T-strike, box, 1 1/8" x 2 3/4"	**$8.10**				
10-026	1 1/8" - Square corner, full lip, no box, 1 5/8" x 2 1/4"	**9.40**				
10-027	1 1/8" - 1/4" Radius round corner, full lip, no box, 1 5/8" x 2 1/4"					

Deadbolt/Deadlatch Strike Combinations

Available Finishes - Specify for Listed Parts			605	619	626	643e	622
10-109, 10-121, 10-122, 10-123, 10-124			▪	▪	▪	▪	▪
Part Number	**Deadbolt Strike**	**Deadlatch Strike**	**Price Each**				
10-109	10-094	10-001	**$23.10**				
10-121	10-094	10-026	**23.30**				
10-122	10-116	10-027	**26.50**				
10-123	10-092	10-027	**19.20**				
10-124	10-095	10-026					

Prices subject to change without notice

Screw/Screw Packs

Available Finishes - Specify for Listed Parts			605	619	626	643e	622
B202-578, S206-504			▪	▪	▪	▪	▪
Part Number	**Description**	**Contents**	**Price Each**				
B202-578	Latch and strike	(4) C603-897	**$10.50**				
S206-504	Chassis & trim	(2) B600-100 (2) B520-621 (2) F506-278	**8.30**				
S206-505	Chassis & Trim, Thick Door	(2) B600-101 (2) B520-621 (2) F506-278	**8.30**				
S206-506	Indicator Function	(2) B520-663 Screw, Indicator Mounting (2) B520-621 Screw, Thumbturn Mounting (2) F506-278 Screw, Mounting (1) Q001-103 Driver Bar	**13.50**				
B502-873*	Screw, reinf. strike	-	**0.72**				
*	Order in multiples of 100						

Prices subject to change without notice

Table of Contents

Conventional Cylinders 132
Interchangeable Cores 137
IC Cylinders and Cabinet Locks 138
Conventional Keys and Blanks 139
IC Keys and Key Blanks, Disposable Construction Core 140
Keys & Keying Construction Core Program 141
Cams, Tailpieces, Throw Members 142
Cylinder Parts and Service Equipment 143
IC Cams, Throw Members, etc 144
IC Service Equipment & Supplies 145
Keying and Stamping Charges 146

Finish Codes and Descriptions*

Code		Description
605	(US 3)	Bright Brass-Clear Coated
606	(US 4)	Satin Brass-Clear Coated
613	(US 10B)	Satin Bronze-Dark Oxidized and Oil Rubbed
619	(US15)	Satin Nickel
622		Matte Black
643e		Alternate 613 finish
626	(US 26D)	Satin Chromium
629	(US32)	Bright Stainless Steel
630	(US 32D)	Satin Stainless Steel

* See individual products for finish availability.

Standard Features - Furnished unless otherwise specified

BHMA CERTIFIED

Standard Cylinder	Solid Brass housings and plugs. Standard Keyway is Falcon G keyway. Keyed different furnished unless otherwise specified (additional charges may apply, See page 146 for keying charges) with 2 nickel silver keys. Mortise cylinder standard lengths are 1-1/8" for conventional cylinders and 1-3/8" for small format interchangeable core housings.

SFIC Furnished in A keyway unless otherwise specified. Combinated cores are provided with 2 keys.

Restricted Keyways	Falcon has a varied selection of restricted keyways for conventional and SFIC cylinders based on geographic restrictions for usage. Minimum cylinder purchase required. See your Security and Safety Consultant for more information or availability. Conventional (no-IC): M, Q, S, and T keyways SFIC : 1D*, F*, X, Y, and Z keyway families

Conventional Cylinders

951

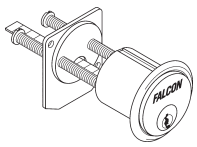

985



986T

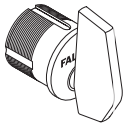

985D

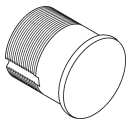

Non-IC Products

622 Finish only available in Falcon G keyway for non-IC products.

MA and M Series Conventional Rim and Mortise Cylinders

Pins	Length	Description	Number	626, 643e	605 606 613 630 619/622/625
5 or 6	1-1/8	Mortise (985 NOT available in 619/622/643e)	985	$77.00	$81.00
	1-1/4		986		
	1-3/8	Mortise (NOT available in 619/622/643e)	987	77.00	81.00
	1-1/2		988	106.00	110.00
5, 6, or 7	1-3/4		990	127.00	131.00
	2		992	133.00	137.00
6	1-1/8	Mortise, hotel function* (NOT available in 619/622/643e)	250	100.00	104.00
	1-1/4		251		
6	1-3/8		252		
7	1-3/8		253		
5, 6, or 7	–	Rim	951	77.00	81.00
-	1-1/8	Mortise, thumbturn	985T	119.00	123.00
-	1-1/4		986T		
-	1-1/8	Mortise, classroom thumbturn (RH, CCW)	973		
-	1-1/8	Mortise, classroom thumbturn (LH, CW)	974		
-	1	Dummy	984D	45.00	49.00
-	1-1/8		985D		

*Hotel mortise cylinders are offered as masterkeyed or "O" bitted only and must be specified.

Notes: 1) MA cam (5622-STD) provided unless otherwise specified. See page 142 for additional available cams.

2) Mortise and rim cylinders are not available in any competitor keyway. MA451 (Hotel Function) is not available in Schlage C keyway for conventional cylinders.

3) 984D, 985D not available in 629 and 630.

4) Add $13.30 (list) for Falcon restricted keyways. See page 4 for for standard keyways. All others are restricted. Falcon conventional cylinder restricted keyways use a unique pin kit (P/N 1417) and cutter wheel for keys.

5) To order mortise cylinder with straight cam inverted for dogging, specify A09897-024

6) Conventional mortise cylinder (985 & 986) with Schlage C keyway are available with the following cams only, 5622-STD & B502-191. Specify XQ11-949 when ordering with cylinder dogging.

945 **Available in:** 605 606 613 626 629 630

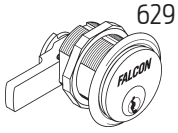

950 **Available in:** 606 626

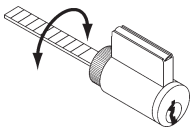

954 **Available in:** 606 626

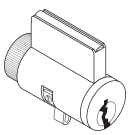

Miscellaneous Cylinders

		Finishes		
Part Number	Description	606, 626	605, 613	629, 630
945	Cam lock	$134.00	$134.00	$134.00
950*	Sliding door cylinder	62.00	-	-
954*	Mail box cylinder	75.00	-	-

* For 7-pin cylinder add $14.60.

Note: 7) Postal regulations prohibit master keying of mail box cylinders.

Prices subject to change without notice

Non-IC Products

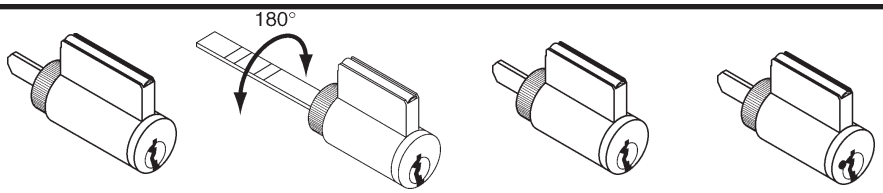

Falcon Conventional Cylinders, 5 and 6 Pin

Cylinder Mechanism	Part Number	List Price
5 Pin Cylinder 955	A23151-01	
5 Pin Cylinder B series except 611 function	A23155-02	
5 Pin Cylinder B series 611 function	A23151-06	
5 Pin Cylinder - D111, D141 for 1 3/8" to 1 3/4" thick doors	Q500-064	
5 Pin Cylinder - D111, D141 for 1 7/8"- 2 1/4" thick doors	Q500-065	
5 Pin Cylinder - D121	Q500-066	
5 Pin Cylinder - D131	Q500-070	
5 Pin Cylinder - D211, D241	Q500-067	
5 Pin Cylinder - D221	Q500-069	
5 Pin Cylinder - D231	Q500-072	
5 Pin Cylinder H all other functions & designs	A30028	
5 Pin cylinder H511 knobs	A30040	
5 Pin Cylinder - H2101	Q100-105	
5 Pin Cylinder RU/T series (except 381 IS, 571)	A23151-05	
5 Pin Cylinder RU/T series 381 IS	A23151-06	
5 Pin Cylinder RU/T series 571	A23151-07	
5 Pin Cylinder X411, 501, 511, 521, 581 E & T	A23152	
5 Pin Cylinder X411, 501, 511, 521, 581 H	A23152-02	
5 Pin Cylinder X561 – E and T designs	A23151	
5 Pin Cylinder X561 – H designs, 571 – E & T	A23151-02	
5 Pin Cylinder X571 – H designs	A23151-03	
5 Pin Cylinder Y series	A23155	
6 Pin Cylinder 955	A23161-01	$68.00
6 Pin Cylinder B series except 611 function	A23165-02	
6 Pin Cylinder B series 611 function	A23161-06	
6 Pin Cylinder - D111, D141 for 1 3/8" to 1 7/8" thick doors	Q500-021	
6 Pin Cylinder - D111, D141 for 1 7/8"- 2 1/4" thick doors	Q500-022	
6 Pin Cylinder - D121	Q500-058	
6 Pin Cylinder - D131 for 1 3/8" - 1 3/4" thick doors	Q500-054	
6 Pin Cylinder - D131 for 1 7/8"- 2 1/4" thick doors	Q500-055	
6 Pin Cylinder - D211, D241	Q500-010	
6 Pin Cylinder - D221	Q500-056	
6 Pin Cylinder - D231	Q500-012	
6 Pin Cylinder H101	A30028-01	
6 Pin Cylinder H511 knobs	A30040-01	
6 Pin Cylinder - H2101	Q100-104	
6 Pin Cylinder RU /T series 381 IS	A23161-06	
6 Pin Cylinder RU/T series (except 381 IS, 571)	A23161-05	
6 Pin Cylinder RU/T series 571	A23161-07	
6 Pin Cylinder X411, 501, 511, 521, 581 E & T	A23162	
6 Pin Cylinder X411, 501, 511, 521, 581 H	A23162-02	
6 Pin Cylinder X561 – E and T designs	A23161	
6 Pin Cylinder X561 – H designs, 571 – E & T	A23161-02	
6 Pin Cylinder X571 – H designs	A23161-03	
6 Pin Cylinder Y series	A23165	
6 Pin Cylinder H451, 461 hotel/motel	A30036-01	84.00
6 Pin Cylinder W lock	Q330-154	
6 Pin Cylinder W lock - except W561 (knob)	Q330-238	68.00
6 Pin Cylinder W561 (knob)	Q330-246	

Falcon Conventional Cylinders, 7 Pin

Cylinder Mechanism	Part Number	List Price
7 Pin Cylinder - D111, D141 for 1 3/8" to 1 7/8" thick doors	Q500-046	
7 Pin Cylinder - D111, D141 for 1 7/8"- 2 1/4" thick doors	Q500-047	
7 Pin Cylinder - D121	Q500-059	
7 Pin Cylinder - D211, D241	Q500-014	
7 Pin Cylinder - D221	Q500-057	
7 pin cylinder RU/T series (except 381 IS, 571)	A23171-05	$84.00
7 pin cylinder RU/T series 381 IS	A23171-06	
7 pin cylinder RU/T series 571	A23171-07	
7 pin cylinder X411, 501, 511, 521, 581 H	A23172-02	
7 pin cylinder X561 – H designs	A23171-01	
7 pin cylinder X571 – H designs	A23171-02	

Notes: **1)** Finishes: 606 and 626 only

2) Specify keyway

3) Cylinders are furnished G keyway, keyed differently unless otherwise specified.

4) Add $13.30 (list) for Falcon restricted keyways. See page 4 for standard keyways. All others are restricted. Falcon conventional cylinder restricted keyways use a unique pin kit (P/N 1417) and cutter wheel for keys.

Prices subject to change without notice

Conventional Cylinders

Schlage Conventional Cylinders, 6 Pin

Cylinder Mechanism	Function	Keying Offered	Part Number	List Price
Schlage C kwy	955	KA, KD, MK, 0-bit	A23160-2	$68.00
Schlage E kwy		0-bit	A23159-2	
Schlage C kwy	B except 611	KA, KD, MK, 0-bit	A23160-13	
Schlage E kwy		0-bit	A23159-13	
Schlage C kwy	B611, T381 IS	KA, KD, MK, 0-bit	A23160-11	
Schlage E kwy		0-bit	A23159-11	
Schlage C kwy	D121, 221	KA, KD, MK, 0-bit	Q033-071	
Schlage E kwy		0-bit	Q033-066	
Schlage C kwy	D131, 231	KA, KD, MK, 0-bit	Q033-070	
Schlage E kwy		0-bit	Q033-067	
Schlage C kwy	D111, D211, D241 (Q033-069 only)	KA, KD, MK, 0-bit	Q033-069	
Schlage E kwy		0-bit	Q033-066	
Schlage C kwy	H deadbolt	KA, KD, MK, 0-bit	A23160-10	
Schlage E kwy		0-bit	A23159-10	
Schlage C	H2101	KA, KD, MK, 0-bit	Q100-108	
Schlage C kwy	H511 knobs	KA, KD, MK, 0-bit	A23160-7	
Schlage E kwy		0-bit	A23159-7	
Schlage C kwy	T571	KA, KD, MK, 0-bit	A23160-12	
Schlage E kwy		0-bit	A23159-12	
Schlage C kwy	T Except 571 & 381 IS	KA, KD, MK, 0-bit	A23160-000	
Schlage E kwy		0-bit	A23159-000	
Schlage C kwy	X411, 501, 511, 521, 581 E & T	KA, KD, MK, 0-bit	A23160-5	
Schlage E kwy		0-bit	A23159-5	
Schlage C kwy	X411, 501, 511, 521, 581 H	KA, KD, MK, 0-bit	A23160-6	
Schlage E kwy		0-bit	A23159-6	
Schlage C kwy	X561 E & T	KA, KD, MK, 0-bit	A23160-1	
Schlage E kwy		0-bit	A23159-1	
Schlage C kwy	X571 E & T, X561 H	KA, KD, MK, 0-bit	A23160-3	
Schlage E kwy		0-bit	A23159-3	
Schlage C kwy	X571 H	KA, KD, MK, 0-bit	A23160-4	
Schlage E kwy		0-bit	A23159-4	
Schlage C kwy	Y series	KA, KD, MK, 0-bit	A23160-8	
Schlage E kwy		0-bit	A23159-8	
Schlage C kwy	W Series Levers	KA, KD, MK, 0-bit	Q330-152	
	W Series Knobs (except W561)	KA, KD, MK, 0-bit	Q330-237	
	W561 Knob	KA, KD, MK, 0-bit	Q330-245	

Schlage Conventional Cylinders, 5 Pin

Cylinder Mechanism	Function	Part Number	List Price
5 Pin Schlage C	Q500-065-5C : 5 Pin cylinder Schlage C -D111, 141 for 1-7/8" - 2-1/4"	Q500-065-5C	$68.00
5 Pin Schlage C	Q500-071-5C : 5 Pin cylinder Schlage C - D131 for 1-7/8' - 2-1/4"	Q500-071-5C	
5 Pin Schlage C	T lock all except T571	A23160-14	
5 Pin Schlage C	X LOCK 561 E & T	A23160-15	
5 Pin Schlage C	PADLOCKS	A23160-16	
5 Pin Schlage C	X LOCK 561 H, 571 E & T	A23160-17	
5 Pin Schlage C	X LOCK 571 H	A23160-18	
5 Pin Schlage C	X LOCK 411 E & T, X501,511,521,581 E & T	A23160-19	
5 Pin Schlage C	X LOCK 411 H, X501,511,521,581 H	A23160-20	
5 Pin Schlage C	H LOCK 511 LOWER	A23160-21	
5 Pin Schlage C	Y LOCK	A23160-22	
5 Pin Schlage C	H LOCK 101,511 (UPPER)	A23160-23	
5 Pin Schlage C	B611	A23160-24	
5 Pin Schlage C	T571	A23160-25	
5 Pin Schlage C	B LOCK EXCEPT B611	A23160-26	
5 Pin Schlage C	W561 (Knobs)	Q330-245-5	

Notes: **1)** Finishes: 606 and 626 only
2) Specify keyway, cylinders are furnished 0-bitted unless otherwise specified.
3) Master keying is available on Schlage C Keyway only.
4) KA options: KA4, KAQTY, KAGRP, and KEYSPECIFIC.

Prices subject to change without notice

Corbin Russwin Conventional Cylinders, 6 Pin

Cylinder Mechanism	Function	Keying Offered	Part Number	List Price
Corbin 60 kwy	955	KD, 0-bit	A23167-2	$68.00
Corbin/Russ L4 kwy		0-bit	A23174-2	
Russwin D1 kwy		KD, 0-bit	A23168-2	
Corbin 60 kwy	B Series	KD, 0-bit	A23167-13	
Corbin/Russ L4 kwy		KD, 0-bit	A23174-13	
Russwin D1 kwy		KD, 0-bit	A23168-13	
Corbin 60 kwy	B611, T381 IS series	KD, 0-bit	A23167-11	
Corbin/Russ L4 kwy		KD, 0-bit	A23174-11	
Russwin D1 kwy		KD, 0-bit	A23168-11	
Russwin D1 kwy	D121, 221	KD, 0-bit	Q033-074	
Corbin/Russ L4 kwy		KA4, 0-bit	Q033-079	
Russwin D1 kwy	D131, 231	KD, 0-bit	Q033-073	
Corbin/Russ L4 kwy		KA4, 0-bit	Q033-078	
Russwin D1 kwy	D141, D241	KD, 0-bit	Q033-072	
Corbin/Russ L4 kwy		KA4, 0-bit	Q033-077	
Corbin/Russ L4 kwy	H deadbolt	KD, 0-bit	A23174-7	
Corbin 60 kwy		KD, 0-bit	A23167-7	
Russwin D1 kwy		KD, 0-bit	A23168-7	
Corbin 60 kwy	H511 knobs	KD, 0-bit	A23167-10	
Corbin/Russ L4 kwy		KD, 0-bit	A23174-10	
Russwin D1 kwy		KD, 0-bit	A23168-10	
Corbin 60 kwy	T Except 571 & 381 IS	KD, 0-bit	A23167	
Corbin/Russ L4 kwy		KD, 0-bit	A23174	
Russwin D1 kwy		KD, 0-bit	A23168	
Corbin 60 kwy	T571	KD, 0-bit	A23167-12	
Corbin/Russ L4 kwy		0-bit	A23174-12	
Russwin D1 kwy		KD, 0-bit	A23168-12	
Corbin 60 kwy	X 411, 501, 511, 521, 581 H	KD, 0-bit	A23167-6	
Corbin/Russ L4 kwy		0-bit	A23174-6	
Russwin D1 kwy		KD, 0-bit	A23168-6	
Corbin 60 kwy	X411, 501, 511, 521, 581 E & T	KD, 0-bit	A23167-5	
Corbin/Russ L4 kwy		0-bit	A23174-5	
Russwin D1 kwy		KD, 0-bit	A23168-5	
Corbin 60 kwy	X561 E & T	KD, 0-bit	A23167-1	
Corbin/Russ L4 kwy		0-bit	A23174-1	
Russwin D1 kwy		KD, 0-bit	A23168-1	
Corbin 60 kwy	X571 E & T, X561 H	KD, 0-bit	A23167-3	
Corbin/Russ L4 kwy		0-bit	A23174-3	
Russwin D1 kwy		KD, 0-bit	A23168-3	
Corbin 60 kwy	X571 H	KD, 0-bit	A23167-4	
Corbin/Russ L4 kwy		0-bit	A23174-4	
Russwin D1 kwy		KD, 0-bit	A23168-4	
Corbin 60 kwy	Y Series	KD, 0-bit	A23167-8	
Corbin/Russ L4 kwy		0-bit	A23174-8	
Russwin D1 kwy		KD, 0-bit	A23168-8	
Corbin 60 kwy	W Series Levers	KD, 0-bit	Q330-166	
Corbin/Russ L4 kwy		KD, 0-bit	Q330-158	
Russwin D1 kwy		KD, 0-bit	Q330-210	
Corbin 60 kwy	W Series Knobs (except W561)	KD, 0-bit	Q330-241	
Corbin/Russ L4 kwy		KD, 0-bit	Q330-240	
Russwin D1 kwy		KD, 0-bit	Q330-242	
Corbin 60 kwy	W561 Knobs only	KD, 0-bit	Q330-249	
Corbin/Russ L4 kwy		KD, 0-bit	Q330-248	
Russwin D1 kwy		KD, 0-bit	Q330-250	

Notes: **1)** Finishes: 606 and 626 only.
2) Specify keyway.

Prices subject to change without notice

Conventional Cylinders

Sargent Conventional Cylinders, 6 Pin

Cylinder Mechanism	Function	Keying Offered	Part Number	List Price
Sargent LA Keyway	955	KD, 0 Bit	A23166-2	$68.00
	B Series		A23166-13	
	B611, T381 IS		A23166-11	
	H deadbolt		A23166-7	
	H511 Knobs		A23166-10	
	T Except 571 & 381 IS		A23166	
	T571		A23166-12	
	X411, 501, 511, 521, 581 E & T		A23166-5	
	X411, 501, 511, 521, 581 H		A23166-6	
	X561 E & T		A23166-1	
	X571 E & T, X561 H		A23166-3	
	X571 H		A23166-4	
	Y Series		A23166-8	
	W Series Levers		Q330-160	
	W Series Knobs (except W561)		Q330-243	
	W561 Knob only		Q330-251	

Yale Conventional Cylinders, 6 Pin

Cylinder Mechanism	Function	Keying Offered	Part Number	List Price
Yale 8 (Para) Keyway	955	KD, 0-bit	A23169-2	$68.00
	B except 611		A23169-13	
	B611, T381 IS		A23169-11	
	D121, D221	KD, 0-bit	Q033-076	
	D141, 241, 111, 211		Q033-075	
	H deadbolt	KD, 0-bit	A23169-7	
	H511 knobs		A23169-10	
	T Except 571 & 381 IS		A23169	
	T571		A23169-12	
	X411, 501, 511, 521, 581 E & T		A23169-5	
	X411, 501, 511, 521, 581 H		A23169-6	
	X561 E & T		A23169-1	
	X571 E & T, X561 H		A23169-3	
	X571 H		A23169-4	
	Y series		A23169-8	
	W Series Levers		Q330-156	
	W Series Knobs (except W561)		Q330-239	
	W561 Knob only		Q330-247	

Notes: **1)** Finishes: 606 and 626 only
2) Specify keyway, cylinders are furnished 0-bitted unless otherwise specified.
3) Master keying is not available.

Prices subject to change without notice

IC Products

SFIC



Available in:
605 606
622* 625
626
613 (simulated)

* 622 in Falcon A and G Keyway only for SFIC

Regular Core (suffix keyway to number)

	Uncombinated			Combinated		
Description	6-Pin	7-Pin	Price	6-Pin	7-Pin	Price
Standard	C646	C647	$40.00	C606	C607	$54.00
Best style capping	CB846	CB847		CB806	CB807	
No logo	C648	C649	40.00	C608	C609	
No logo, Best capping	CB848	CB849		CB808	CB809	

Notes:
1) For restricted keyways add $13.30 per core. See page 131 for restricted keyway policies.
2) For temporary construction cores and policy, See page 141.
3) For 605, 613 and 625 add $3.00 per core. Minimum 250 pieces.
4) Keying must be specified on combinated cores. (unspecified orders will default to uncombinated)
0-Bitted keying option will no longer be available in SFIC

Pricing: Uncombinated cores have no pins, springs or keys. Combinated core prices include master keying.

Finishes: 606 and 626 standard.

Packaging: Uncombinated cores are packed 20 per box.

Keyways: The "A" keyway is standard for IC products and will be supplied unless otherwise specified.
A, B, C, D, DD, E, F, G, H, J, K, L, M, N, Q, R, TB and TD are equivalent to Best and Arrow IC keyways of the same letter designations. All other keyways are restricted. Add $13.30 list for all restricted keyways.

When ordering locks or cores master keyed into existing Best, Arrow or other IC systems, a copy of the bitting list for the existing system is required with the order. Competitors' bitting lists are safeguarded the same as Falcon bitting lists. See page 147.

Logo: Cores and keys are supplied with the Falcon logo standard.
Combinated cores supplied without logo are furnished with plain (non-embossed) keys.

IC Cylinders & Cabinet Locks

Rim — **Available in:** 605 606 613 619 622 625 626 643e

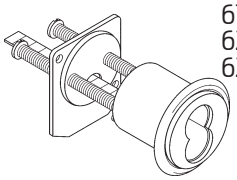

Tapered Head — **Available in:** 605 606 613 619 622 625 626 643e

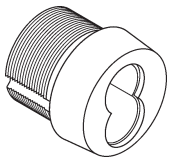

Mortise — **Available in:** 605 606 613 619 622 625 626 643e

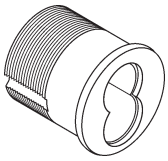

IC Products

All prices are less core. Not available with C997.
To order housing with core include desired pins (ex. C987-6 for mortise cylinder with 6 pin core), Price of core will be added to prices listed below.

Small Format Interchangeable Rim and Mortise Core Housings Only

Cat. Number	Length	Pins	Description	626 643e	605 606 613 622 625 619
C987	1-3/8"	6 or 7	Mortise (NOT available in 619/622/643e)	$45.00	$47.00
C988	1-1/2"	6 or 7	Mortise (NOT available in 619/622/643e)		
C990	1-3/4"	6 or 7	Mortise (NOT available in 619/622/643e)	59.00	61.00
C991	1 7/8"	6 or 7	Mortise	63.00	65.00
C992	2"	6 or 7	Mortise (NOT available in 619/622/643e)	63.00	65.00
C977	Fits Adams Rite	6 or 7	Mortise, tapered head	45.00	47.00
C997	1-3/8"	6 or 7	Mortise, unassembled, less cam	30.00	32.00
C262	1-5/8"	6 or 7	Mortise, hotel function RH (NOT available in 619/622/643e)	82.00	84.00
C265	1-5/8"	6 or 7	Mortise, hotel function LH (NOT available in 619/622/643e)		
C953	N/A	6 or 7	Rim	49.00	51.00

Notes: **1)** All mortise cylinders will be furnished with cam 5622-IC, except for MA381 function which will be supplied with 5620-IC and 5621-IC. See page 142 for additional available cams.
2) C977 is only furnished with 012667-001 Adams Rite Cam
3) When ordering cylinders with construction cores, include the suffix -7 CCA or -6 CCA added to the part number. i.e. C987-6 CCA 626 for a 6 pin small format construction core included with a C987 cylinder in 626 finish
4) For mortise cylinders A08794-XXX tapered ring is supplied by default. If different is desired, please specify.
5) 625 finish only available on C997-xx.
6) To order mortise cylinder with straight cam inverted for dogging, specify A12667-003-DOG

C943

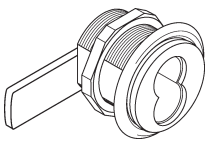

C945

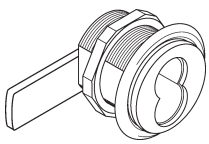

C959

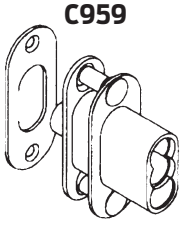

C979

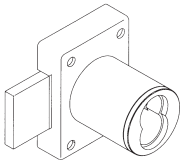

C982

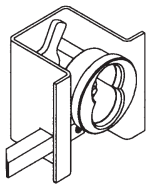

Cabinet Locks and Miscellaneous

Cat. No.	Description	Finishes			
		606, 626	606, 626	605, 626	605, 613, 629, 630
C942	Cabinet lock	$109.00	-	-	$111.00
C943	Cam lock	154.00	-	-	156.00
C945	Cam lock - heavy cam	109.00	-	-	111.00
C959	Push lock for sliding doors	-	151.00	-	-
C979	Rim cabinet lock	-	-	93.00	-
C982	Mail box lock	-	87.00	-	83.00

Note: **6)** U.S. postal regulations prohibit master keying of mail box locks.

Prices subject to change without notice

Non-IC Products

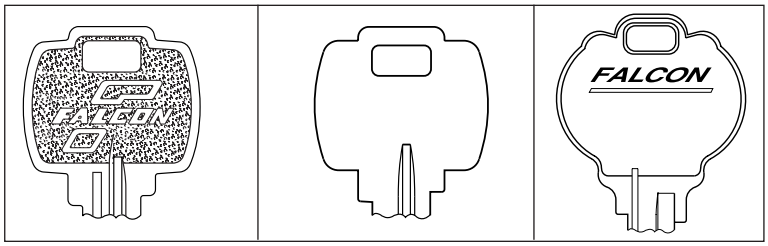

Standard | **Plain (non-embossed)** | **Large Bow**

Key Blanks
(Specify keyway and order in multiples of 50 except where specified)

Part. Number	Description	Qty./Wt.	Each
KB573	Standard 5-pin	50/1	$3.00
KB577	Standard 6-pin		
KB581	Standard 7-pin	35/1	3.50
KB751	Plain 5-pin (non-embossed)	50/1	3.10
KB761	Plain 6-pin (non-embossed)		
KB771	Plain 7-pin (non-embossed)	35/1	3.50
KB544	Large bow - 5-pin	25/1	6.60
KB590	Large bow - 6-pin	25/1	7.80
KB579	Emergency - 6-pin	50/1	11.00
KB592	Emergency, large bow - 6-pin	25/1	13.00
001911-001-70	Plastic handicap access bow only	1	8.60
KB525	Block-O-Key construction key - 4-pin	1	6.20
Q330-215	6 Pin Schlage C Blank	1	4.00

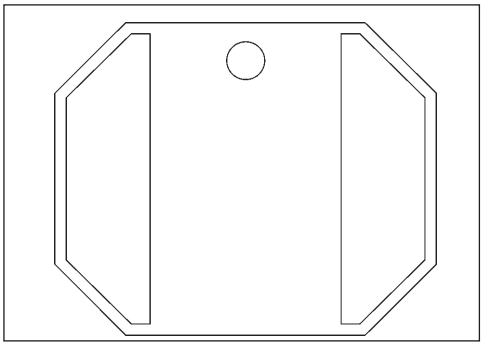

001911-001-70 Blue Plastic Bow
(not shown full size)
2" access bow meets Title 24 of The California Code for the Handicapped. Used with existing KB905, KB906, and KB907 keys

Cut Keys

Part. Number	Description	Each
KB574	Standard 5 Pin	$9.10
KB578	Standard 6 Pin	
KB582	Standard 7 Pin	
KB794	Plain 5-pin (non-embossed)	
KB797	Plain 6-pin (non-embossed)	
KB799	Plain 7-pin (non-embossed)	
KB545	Large bow - 5-pin (When furnished with lock - 2 keys) additional per lock	9.90
KB545	Large bow - 5-pin	
KB591	Large bow - 6-pin (When furnished with lock - 2 keys) additional per lock	11.80
KB591	Large bow - 6-pin	
KB580	Emergency - 6-pin	15.00
KB584	Emergency - 7-pin	17.90
KB593	Emergency, large bow - 6-pin	15.40
KB905	With 2" handicap access bow, 5-pin (includes 001911-001-70)	20.40
KB906	With 2" handicap access bow, 6-pin (includes 001911-001-70)	
KB907	With 2" handicap access bow, 7-pin (includes 001911-001-70)	27.30
KB531	Block-O-Key construction key - 4-pin	9.60
KB565	Construction key - 5-pin	9.60
KB566	Construction key - 6-pin	
KB567	Construction key - 7-pin	10.40
330055	Schlage C - 6 pin	8.90
330278	Schlage C -5 Pin	8.90
Q330-276	Schlage Split Key 6-pin	11.80

* Specify key section to key (blank) numbers.

Note: **1)** Prices listed for key blanks and cut keys are for E, G and H sections only. For all other key sections add $0.90 list per key to prices shown. Letter of authorization required for restricted sections; not available to stock; shipped directly to the end user.

Prices subject to change without notice

IC Keys and Key Blanks, Disposable Construction Core

IC Products

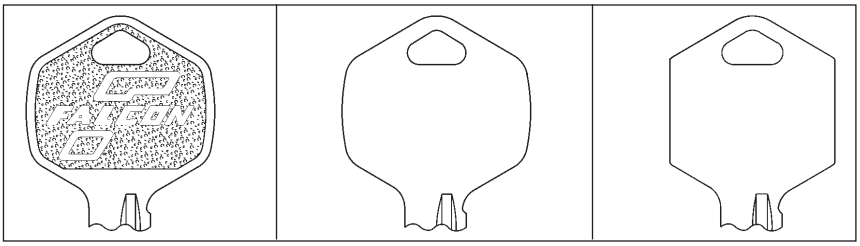

Standard | **Plain (non-embossed)** | **Clipped for Handicap**

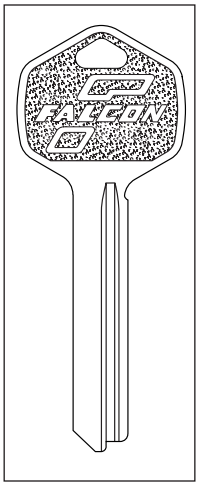

Standard Key Tip

IC Core Key Blanks

	Standard	Plain Both Sides	Price
Standard	KB628	KB718	$3.20
Stamped CONTROL	KB608	KB744	6.00
M Series EMERGENCY	KB737	KB748	9.10
Blade for 2" Access Bow	KB633	-	8.60
Plastic Access Bow	001911-001-70	-	8.60

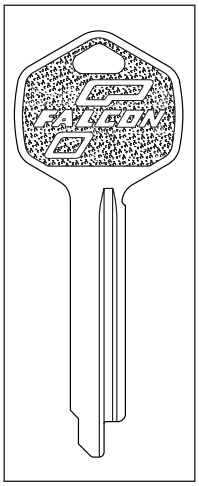

Mortise EMK Tip

IC Core Cut Keys

	Standard		Plain Both Sides		
	6-Pin	7-Pin	6-Pin	7-pin	Price
Standard	KB632-1	KB632-2	KB673-1	KB673-2	$9.10
CONTROL	KB609-1	KB609-2	KB778-1	KB778-2	11.70
M Series EMERGENCY	KB738-1	KB738-2	KB779-1	KB779-2	13.50
2" Access Bow	KB916	KB916-1	-	-	20.80

Notes:
1) Specify keyway
2) Order standard blanks in multiples of 50.
3) Prices for key blanks and/or cut keys are for single key sections only. Key blanks 50 min. Cut keys no minimum quantity
4) For double milled key (e.g. DE, EF, FG) add $3.60 each to prices shown, minimum order quantity of 50 keys.
5) Triple and quadruple milled keys add $4.10 each to price shown, minimum order quantity of 50 keys.
6) Letter of authorization required for restricted sections; not available to stock; shipped directly to the end user.
7) Prices shown above are for standard key sections, prices for all restricted sections add $0.90.



Best Key

Best® Style SFIC Core Key Blanks

	Standard	Plain Both Sides	Price
Standard	KB800*	KB801*	$3.50

* KB 800 & 801 are not available in multi milled keyways.

Best® Style SFIC Core Cut Keys

	Standard	Plain Both Sides	Price
Standard 6-Pin	KB807-1	KB809-1	$9.60
Stamped Control 6-Pin	KB811-1	KB813-1	12.50
Standard 7-Pin	KB807-2	KB809-2	14.50
Standard Control 7-Pin	KB811-2	KB813-2	22.40

Prices subject to change without notice

Construction Core Program

Keyed construction cores may be ordered with interchangeable core locks and cylinders. These cores may also be ordered separately. All keyed construction cores are assessed a non-refundable handling charge (50-231). Standard payment terms apply.
Features:

- 6-pin A keyway.
- 7-pin A keyway.
- Construction cores are a flat black finish on the face. Other colors may be provided. Contact Customer Service for available colors.
- Construction cores are furnished with no keys (NCK). Cut keys must be ordered separately.
- A control key is required to install and remove construction cores. Control keys must be ordered separately.
- Construction cores may be returned for credit in working condition. Credit is issued upon receipt of cores at our factory.

A Return Material Authorization (RMA) must be issued, in order for cores to be returned.

Construction Core Program

Part Number	Description	Specify	Price
C606CCA	Construction core 6-pin	Specify "H" suffix when ordering with Locks, Specify CCA when ordering with Mortise and Rim Cylinders	$54.00
C607CCA	Construction core 7-pin		
KB632-1CCA	Cut key for construction core 6-pin		9.60
KB632-2CCA	Cut key for construction core 7-pin		
KB609-1CCA	Cut control key 6-pin (order separately)		12.50
KB609-2CCA	Cut control key 7-pin (order separately)		
1408	Disposable construction core	Specify “BDC” suffix when ordering	6.90
50-231F	Non-refundable handling charge per core		9.40

Notes: **1)** Keyed and temporary construction cores will be installed in locks and cylinders automatically unless otherwise specified on orders.

2) Construction cores for a given project are keyed alike to one of a limited number of combinations nationwide. Different Falcon projects in the same area using the same or different contractors may use the same key. Where a higher degree of security is desired, order a set of cores in 606 or 626 finish keyed alike to a random combination. Specify “KS1.” Such cores are not returnable to Falcon but may be reused for other projects.

3) Temporary construction cores are an inexpensive alternative to interior keyed construction cores. This temporary is intended for use on interior door applications or where security on-site is not a concern.

Temporary Construction Core Program (Disposable)

Temporary construction cores may be ordered with interchangeable core locks and cylinders. These cores may also be ordered separately. Standard payment terms apply.
Features:

- Conveniently fits both 6 & 7-pin SFIC applications.
- No keys need to be issued.
- Disposable construction cores are not returnable.
- The disposable core is inserted in the lever or knob and is operated by a thumbturn, which retracts the latch bolt.

C607CCA

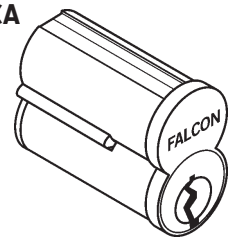

1408

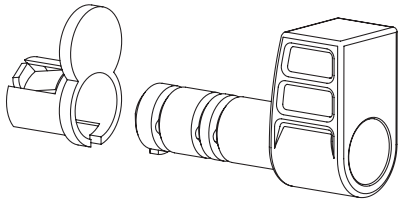

Prices subject to change without notice

Cams, Tailpieces, Throw Members

Non-IC Products

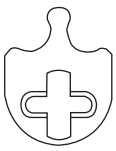

Conventional Mortise Cylinder Cams

Part Number	Application	Price
1396	Cam kit for conventional cylinders	$228.00
A09890-000-00	Adapter ring for 1-1/2″ diameter cylinders	51.80
5622-STD	Falcon MA CAM for conventional mortise cylinders, except MA381	3.90
5620-STD	Falcon MA CAM for conventional mortise cylinder MA381 inside function	
5621-STD	Falcon MA CAM for conventional mortise cylinder MA381 outside function	
		10-Pack Price
A08867-000-00	Falcon cyl. in Sargent and Yale (26)	$87.90
A09888-000-00	Falcon cyl. in Schlage L Series (13)	
A09894-001-00	Falcon, Ilco, Lori and Schlage cyl. in M deadbolt functions (1)	59.50
A09894-002-00	Arrow, Sargent, Yale cyl. in M deadbolt functions (2)	87.90
A09894-003-00	Corbin Russwin cyl. in M deadbolt functions (3)	
A09894-021-00	Falcon cyl. in Falcon concealed VR Delta trim - 2010 and earlier (21)	
A09894-022-00	Arrow, Sargent, Yale cyl. in Falcon Delta trim (22)	
A09894-023-00	Corbin Russwin cyl. in Falcon Delta trim (23)	
A09897-000-00	Falcon M Series non-deadbolt functions (4)	59.50
A09897-024-00	Falcon dogging cyl. in Falcon device (24)	80.70
A09898-000-00	Adams Rite 4070 (16)	
A09899-000-00	Adams Rite MS (6)	59.50
A20065-000-00	M381 outside (14)	
A20069-000-00	Corbin Russwin ML2200	87.90

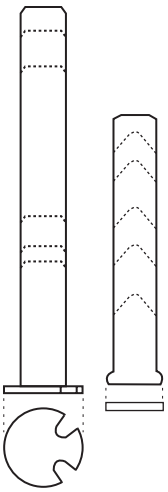

Conventional Cylinder Tailpieces and Driver Bars

Part Number	Application	Price
1389	Tailpiece kit (assortment of tailpieces and 1416 cap tool)	$285.00
B600-045	D Series double cylinder (1-3/8" - 1-3/4" doors)	3.30
B600-046	D Series double cylinder (over 1-3/4" - 2-1/4" doors)	
B520-651	D Series single cylinder (1-3/8" - 1-3/4" doors)	3.30
B520-652	D Series single cylinder (over 1-3/4" - 2-1/4" doors)	3.30
Q330-164	W Series 501, 511, 561, 581, 711 Functions	5.40
030480-004-00	Y Series	1.20
A08350-000-00	H101	1.20
		10-Pack Price
A22164-000-00	X Series 561 (6 Pin) Elite & Troy	$34.80
A22164-001-00	X Series 561 (6 Pin) Hana, 955	42.60
A22164-002-00	X Series 571 (6 Pin) Elite & Troy, 571 (7 Pin) Hana	34.80
A22164-003-00	X571 – H designs	34.80
A22169-000-00	X Series 411, 501, 511, 521, 581 (6 Pin) Elite & Troy	8.90
A22169-002-00	X Series 411, 501, 511, 521, 581 (6 & 7 Pin) Hana	
A28351-000-00	Rim conventional	41.80
A30034-001-00	H451, H461	13.10
A30038-000-00	H511	8.90
A30480-004-00	B Series	13.20
A30730-001-00	RU, T Series most 6-pin	29.20
A30730-002-00	RU, T Series most 7-pin and T571 6-pin	
A30730-003-00	RU381, T381 inside 6-pin, B611	
A30730-004-00	RU381, T381 inside 7-pin	
A30730-006-00	RU571, T571 7-pin	

Conventional Cylinder Tailpiece Retainers, Etc.

Part Number	Application	10-Pack Price
A08355-000-00	Tailpiece retainer for rim cylinder	$36.90
A08395-000-00	Tailpiece retaining washer for H101	7.80
A12053-000-00	Tailpiece retainer, 22164 & 22169	11.40
A24264-000-00	Tailpiece spacer	4.50
A30037-000-00	Tailpiece retainer, 30034 & 30038	11.40
B600-071	D Series Retainer Washer	1 pack / 1.10

Prices subject to change without notice

Non-IC Products

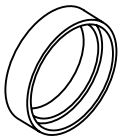

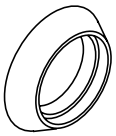

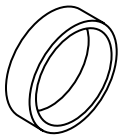

Cylinder Collars (also used for IC cylinders)

Part Number	Size	Shape	626	605, 606 613, 625, 622, 643e
A08790-000	9/32"	Straight Protective used on escutcheon trim	$17.30	$19.30
A08790-001	13/32"			
A08790-002	17/32"			
A08790-003	21/32"			
A08790-004	55/64"			
A08794-000	9/32"	Tapered Protective used on sectional trim	17.30	19.30
A08794-001	13/32"			
A08794-002	17/32"			
A08794-003	21/32"			
008876-000	1/8"	Blocking Ring	6.60	8.60
008876-005	3/16"			
008876-001	1/4"			
008876-002	3/8"			
008876-003	1/2"			
008876-004	5/8"			
008862-000	n/a	Rim Cylinder	6.60	8.60

See below for wave washer. Protective rings listed above include wave washer.

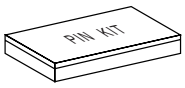

Other Parts

Part Number	Application	Pack Qty.	Pkg. Price
008789-001-60	Wave washer	-	$2.20
012162-000-10	Cylinder cap	-	3.00
031100-000-30	Hex nut for cam lock and mortise cylinders	-	12.60
A02750-000-00	Cam Screw	100	29.30
A03039-000-00	Mortise hotel function instruction plate packet	-	11.40
A12165-000-00	Cap retaining pin	10	9.20
A12165-100-00	Cap retaining pin	100	72.10
A12166-000-00	Spring for retaining pin	100	13.00

Pin Kits, Pins, Tools and Service Equipment

Part Number	Application	Pack Qty.	Pkg. Price
1416	Cylinder cap tool - steel	-	$59.50
1417	Pin kit for restricted keyways (includes follower and cyl. Cap tool)		346.00
1418	Pin kit, standard (includes follower and cyl. Cap tool)		460.00
1421	Plug follower		24.10
1453	Depth key set, 5-pin		61.60
1453-1	Depth key set, 6-pin		
1453-2	Depth key set, 7-pin		7.80
030113-000-60	Key gauge for standard keys (.018" systems)		10.00
030166-T10-30	Torx Screw Bit #10		31.80
030166-T15-30	Torx Screw Bit #15		
030166-T20-30	Torx Screw Bit #20		36.50
042613-000-60	Key gauge for restricted keyways (.025" systems)		
35-057	Split key, Extractor tool (Schlage C keyway)		28.40
KB536	Block-O-Key, Extractor tool		3.00
A08552-000-00	Universal top pin	100	11.30
A08553-00X-00	Bottom pins, 0 thru 9: replace; "x" with size (.018" systems)		
A08554-000-00	Tumbler springs		13.90
A08556-000-00	Construction master pins		32.30
A08580-00X-00	Master pins, 2 thru 9: replace; "x" with size (.018" systems)		11.30
A48553-00X-00	Bottom pins, 0 thru 6: replace; "x" with size (.025" systems)		
A48580-00X-00	Master pins, 1 thru 6: replace; "x" with size (.025" systems)		
61-509	Emergency Release Key – Standard Size for Occupancy Indicator	-	14.10
61-510	Emergency Release Key – Large Size for Occupancy Indicator	-	26.70

Prices subject to change without notice

IC Cams, Throw Members, etc.

IC Products



IC Mortise Cylinder Cams

Part Number	Description	Price
1397	Cam kit	$284.00
5622-IC	Falcon MA CAM for SFIC mortise cylinders, except MA381	19.00
5620-IC	Falcon MA CAM for SFIC mortise cylinders MA381 inside function	
5621-IC	Falcon MA CAM for SFIC mortise cylinders MA381 outside function	
		10-Pack Price
A12667-000-00	Sargent / Yale (7)	$72.40 pkg of 10
A12667-001-00	Adams Rite MS (8)	
A12667-002-00	Adams Rite 4070	
A12667-003-00	Straight (5), M series non-deadbolt functions	
A12667-006-00	Corbin Russwin master ring (25) (requires bushing A09890)	
A12667-007-00	M series deadbolt functions (10)	
A12667-008-00	Schlage L Series (12)	
A12667-011-00	Corbin Russwin, Arrow (11)	
A12667-013-00	Corbin Russwin DL4000	
A12667-020-00	Falcon concealed vertical rod Delta trim - 2010 and earlier (20)	
A12667-03A-00	Sargent 7737	
A20278-000-00	M381 outside (15)	

IC Throw Members (Tailpieces) and Spacers for Cylindrical Locksets

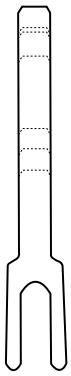

022175-000-30	X Series except X571, new style	$3.70
022175-001-30	X571 new style 6-pin	
022175-002-30	X571 new style 7-pin	
030739-000-30	RU, T Series most 6-pin	
030739-001-30	RU, T Series most 7-pin	
030739-002-30	RU381, T381 inside 6-pin	3.70
030739-003-30	RU381, T381 inside 7-pin	
Q001-055	B & Y Series	3.70
Q330-168	W Series Levers	5.40
Q330-169	W Series Knobs	5.40
A12689-000-00	Rim	13.10 pkg. of 10
A12698-000-00	Retainer, IC rim cylinder	20.60 pkg. of 10

Cylinder Collars

See page 143 for cylinder collars.	–

Other Parts

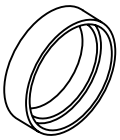

A12663-001-00	Throw pins, package of ten (10), used with C987 or C997	$16.10 pkg.
A12663-002-00	Throw pins, package of ten (10), used with C988	
A12663-003-00	Throw pins, package of ten (10), used with C990 or C991	
A12663-004-00	Throw pins, package of ten (10), used with C992	
A12663-008-00	Throw pins, package of ten (10)	
A12663-009-00	Throw pins, package of ten (10), used with C262 or C265	
A12664-010-00	Drive washer, package of ten (10)	
002807-000-30	Mortise cylinder security screw	0.86

Door Range:	D111/D211 D141/D241	D121/D221	D131/D231	D251/D271	D261/D261M
	B520-651 1.6”	B520-667 1.265”	B600-045 0.67”	B520-653 2.875”	B600-041 2.4”
	B520-652 2.0”	NA	B600-046 0.95”	NA	NA
	B202-957 1.4”	B220-032 1.03”	B202-580 0.45”	NA	NA

Prices subject to change without notice

8

IC Products

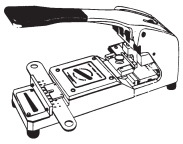

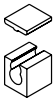

Tools

Part Number	Description	Price Each
1208	Key bitting punch machine, standard A2 System	$4,302.00
1392	Capping pin, Best style capping	44.50
1393	Capping block, Best style capping	207.00
1398	Core and key stamping fixture	241.00
1400	IC mortise cyl. assy./ disassembly tool set w/punch	311.00
1401	IC mortise cyl. assy./ disassembly tool	283.00
1402	IC cam staking center punch	25.90
1405	Ejector tool	29.20
1407	Mortise cylinder installation wrench	48.20
1411	Pinning block set, Falcon spring cover cores	164.00
1414	Pinning block only, Falcon spring cover cores	108.00
1415	Tamping Plate	59.10
012612-000-60	Key Gauge (A2 System)	19.90
030425-000-60	Key Gauge (A4 System)	19.90
031034-000-30	A4 System depth bar for key bitting punch	293.00

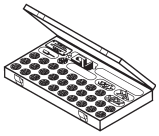

Pin Kits

1404 (standard)	Pin kit, A2 System complete in wooden case; Falcon spring cover cores	$968.00
1391	Pin kit, A2 System complete in wooden case; Best style capping	
1403	Pin kit, A4 System complete in wooden case; Falcon spring cover cores	
1390	Pin kit, A4 System complete in wooden case; Best style capping	

Pin, Springs, etc.

A12635-0xx-00	A2 top pins, #2 through #19; replace “xx” with size, 100/pkg	$14.90 pkg
A12636-0xx-00	A2 bottom pins, #0 through #9; replace “xx” with size, 100/pkg	
A30375-0xx-00	A4 top pins, #1 through #11; replace “xx” with size, 100/pkg	
A30376-0xx-00	A4 bottom pins, #0 through #5; replace “xx” with size, 100/pkg	
A12637-000-00	Tumbler Spring, 100/pkg.	12.20 pkg
A12637-500-00	Tumbler Spring, 500/pkg.	31.90 pkg
A12638-000-00	Caps for Best style cores, 500/pkg.	37.00 pkg
A12639-001-00	Spring cover, 6-Pin, 100/pkg.	
A12639-002-00	Spring cover, 7-Pin 100/pkg.	

Prices subject to change without notice

Keying and Stamping Charges

Master Keying

Part Number	Description	List Price
50-210	Conventional cylinder Master Keyed (MK), Grand Master Keyed (GMK), Emergency Master Keyed (EMK), and Single Keyed (SKD) groups	$18.00
–	Interchangeable core Master Keyed (MK), Grand Master Keyed (GMK), Emergency Master Keyed (EMK), and Single Keyed (SKD) groups	No Charge

Construction Keying – Conventional Cylinder

Part Number	Description	List Price
50-211	Cylinder Construction Keyed (CK)	$5.90
50-212	Cylinder Block-O-Keyed (BOK)	
60-000	Pack change keys independently (PKI) for Block-O-keying (BOK).	No Charge

Other Keying Charges

Part Number	Description	List Price
–	Cylinder keyed different (KD) or keyed alike to a Falcon selected combination (KA) in sets of 2 or more	No Charge
–	Cylinder 0-bitted or 1-bitted, as applicable	No Charge
50-001	Conventional cylinder keyed to a specific combination	9.10
50-215F	Extra cut key (open keyway) when ordered with lock or cylinder	7.50
50-232F	Extra cut key (restricted keyway) when ordered with lock or cylinder	8.00
60-001	Pack change keys independently (PKI) for non-Block-O-keying (BOK)	0.68 per key

Notes: **1)** Any cylinder operated by keys other than its own change key, or Single Keyed (SKD) groups within a masterkey system are subject to masterkeying charges. The Falcon Masterkey department determines and makes the final decision in the selection and use of key. 100% system expansion is allowed for new masterkey systems, unless otherwise specified.

2) Construction keyed cylinder charges are in addition to masterkeying charges. PKI (Pack Keys Independently) packaging is included at no additional charge.

3) Construction keying is not available with SFIC cylinders. Construction cores may be ordered for interchangeable core locks and for mortise and rim cylinders, for use during construction. See Construction Core Program.

4) Block-O-Key construction keying requires 6-pin cylinders and is available only in select keyways. Extractor tool (KB536) will be added to all Block-O-Key orders unless specifically noted to exclude.

5) Construction keys must be ordered separately. See Page 141.

6) Conventional cylinders are available 0-bitted.

7) Conventional restricted key section cylinders are furnished 1-bitted unless otherwise specified.

8) Falcon locks and cylinders are furnished with Falcon G key section, keyed differently (KD) unless otherwise specified.

9) Falcon SFIC cylinders are furnished with A keyway, uncombinated, without keys when not specified.

Prices subject to change without notice

Key & Core Stamping

Part Number	Description	Price	
		Standard	I-Core
50-002	VKC - Cylinders - Standard and I-Core, Standard and non-standard code	$5.20	–
50-217	VKC – Visual Key Control, standard symbols (AA1, AA2, etc. on keys	2.50	$2.50
50-003	Non-standard code letters or numbers than industry standard key symbols on key (5 max.)		
50-216	CKC - Cylinders - I-Core only, Standard and non-standard code	–	5.20

Special & Custom Die Stamps

Part Number	Description	List Price
50-219	Keys stamped with custom or special dies – i.e, STATE OF FLORIDA, DO NOT DUPLICATE, etc.	$2.50

Bitting Lists (Keying Transcripts)

Part Number	Description	List Price
50-123	Bitting list for factory masterkeyed products (requires written authorization from end-user on letterhead)	$288.00
50-120	Establish new masterkey system for field masterkeying, up to 50 bittings.	43.10
50-121	Each additional bitting for field masterkeying.	5.50
50-122	New change key bitting for cylinders keyed in the field	4.30

Table of Contents

Padlocks **150**
Complete Lock Pricing **150**
Padlocks 153
Padlocks, Parts and Accessories 154
Complete Padlocks **156**
Special Security Products 157
Lock Mounts 158
Display Mounts 158

Auxiliary Products

Padlocks **Available in:** 606

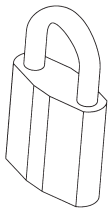

Padlocks

Cat No.	Description	Finish 606
955-1P	Deadlocking type - 1" shackle	$179.00
955-2P	Deadlocking type - 2" shackle	193.00
955-6P	Deadlocking type - 6" shackle	

Notes: **1)** Key is removable with shackle in locked position only.
2) Falcon padlocks now discount as complete locks and not as parts.

Options

Description	Price
Cylinders	
5-pin (drilled for 6)	Standard
6-pin	No Charge
7-pin (per cylinder)	$14.60
Less cylinder	Deduct $25.20
Competitor's keyways in standard cylinder model (see page 4)	No Charge
Keying	
Master keying, conventional cylinder	See page 146
Construction master keying, conventional cylinder	See page 146

Prices subject to change without notice

Standard Features for Commercial Series Padlocks - Stock

Certification	Meets or exceeds ASTM standards for standard steel shackle, shackle cutting and corrosion resistance.
Lock Body	Chrome plated brass - resists corrosion.
Shackle	Hardened steel alloy, double deadbolt locking mechanism.
Cylinder*	Accepts Falcon 6 or 7-pin small format interchangeable core (SFIC), as well as SFIC products from other manufacturers.

*All padlocks supplied less cylinder. Cylinders must be ordered separately.

Important Ordering Information

Locks must be ordered in case quantities; this does not apply to factory ordered Falcon branded 955 Series locks. Case quantity is listed with each product. All prices listed are unit prices.
Note: All Falcon cylinders will ship separately.

Auxiliary Products • Cable Locks

10 Series - 1/4" Shackle diameter



1 1/2" 2"

20 Series - 5/16" Shackle diameter



3/4" 1 1/2" 2"

40 Series - 3/8" Shackle diameter



1 1/2" 2"

Prices subject to change without notice

Padlocks - Small Format Interchangeable Core (SFIC) - Less Cylinder

	Shackle Dimensions			
Part Number	**A**	**B**	**C**	**List Price**
Chrome Plated Brass Body - KS11 2 Series (Body Dimensions: 1-25/32" wide, 2-3/16 " high, 7/8" thick)				
KS11D1200	1/4" (6.4mm)	1-1/2" (38mm)	3/4" (19mm)	$37.80
KS11F1200		2" (51mm)		39.40
Chrome Plated Brass Body - KS21 Series (Body Dimensions: 1-25/32" wide, 2-3/16" high, 7/8" thick)				
KS21D1200		1-1/2" (38mm)		$40.10
KS21F1200		2" (51mm)		42.10
Chrome Plated Brass Body - KS41 Series (Body Dimensions: 1-15/16" wide, 2-3/16" high, 7/8" thick)				
KS41D1200	3/8" (9.5mm)	1-1/2" (38mm)	3/4" (19mm)	$40.10
KS41F1200		2" (51mm)		42.10

Notes: **1)** Product is shipped without cylinder. For cylinder options: see **Cylinders**.
2) Keying options: see **Keys & Keying**. See **Terms & Conditions** for more information.
3) Case quantity is 6.

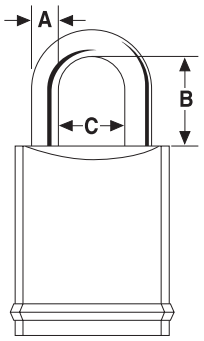

20 Series Shackles



40 Series Shackles

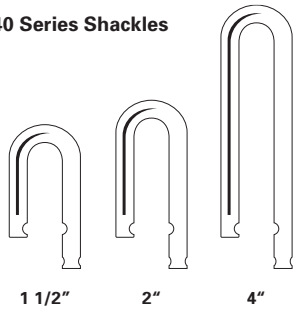

Commercial Series: Replacement Shackles

1 1/2" 2" Part Number	4" Shackle Dimensions A	B	C	List Price
Hardened Steel Shackle - For Use with 20 Series Padlocks				
KZ11G20	5/16" (8mm)	4" (102mm)	3/4" (19mm)	$14.10
Brass Shackle - For Use with 10 Series Padlocks				
KZ12G10	1/4" (6.4mm)	4" (102mm)	3/4" (19mm)	$11.10
Brass Shackle - For Use with 20 Series Padlocks				
KZ12D20	5/16" (8mm)	1-1/2" (38mm)	3/4" (19mm)	$9.10
KZ12G20		4" (102mm)		14.00
Brass Shackle - For Use with 40 Series Padlocks				
KZ12D40	3/8" (9.5mm)	1-1/2" (38mm)	3/4" (19mm)	$12.10
KZ12G40		4" (102mm)		17.30
Stainless Steel Shackles - For use with 20 Series Padlocks				
KZ13D20	5/16" (8mm)	1-1/2" (38mm)	3/4" (19mm)	$9.60
KZ13F20		2" (51mm)		10.00
Stainless Steel Shackles - For use with 40 Series Padlocks				
KZ13D40	3/8" (9.5mm)	1-1/2" (38mm)	3/4" (19mm)	$12.10
KZ13F40		2" (51mm)		12.50

Note: **1)** Case quantity is 6.

Important Ordering Information

Locks must be ordered in case quantities; this does not apply to factory ordered Falcon branded 955 Series locks. Case quantity is listed with each product. All prices listed are unit prices.
Note: All Falcon cylinders will ship separately.

Prices subject to change without notice

This page intentionally left blank

KS Series Padlock Parts

Exploded View - SFIC

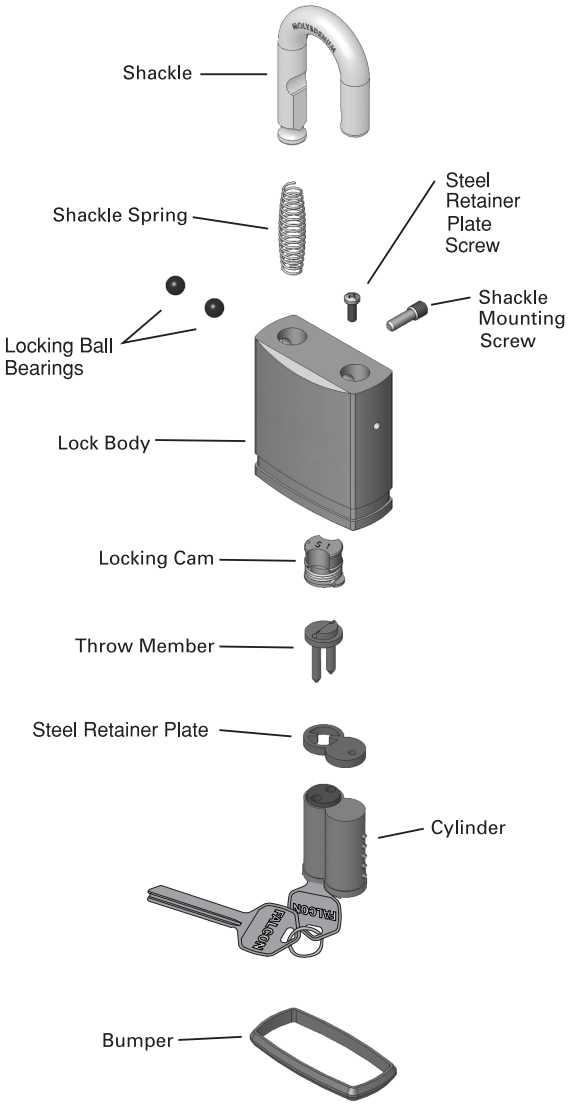

Prices subject to change without notice

855101

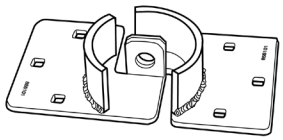

855118

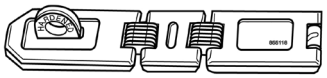

Specialty Security Products

Security Hasps			
Part Number	**Body Dimension**		**Price Each**
855101	8-1/2" x 4-1/2"	3	$49.10
855118	7-3/4" x 1-3/4"	6	15.70

Prices subject to change without notice

Falcon Commercial White Wood Mounts

47284858	47284871	47284872	47284862	47284867	47286238
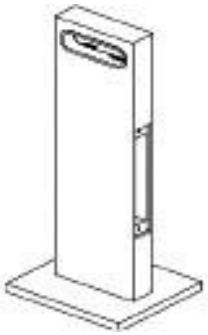	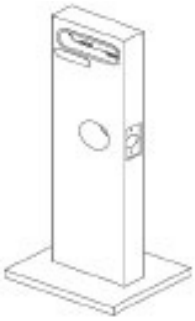	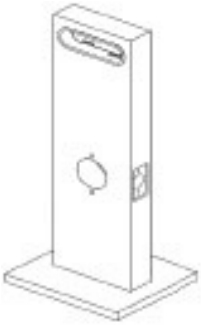	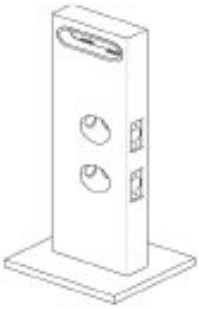	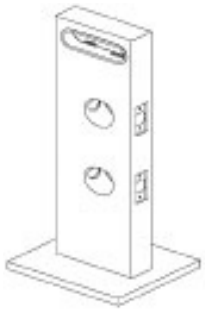	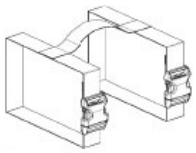

Display Mounts

Part Number	Description	Dimension (inches)					
		Backset	Bore	Faceplate Wdith	Total Height	Width at Base	List Price
47284858	Mortise Mount	2-3/4	-	1-1/4	19-7/8	8	$198.00
47284871	Deadbolt, Knob, & Keypad Mount	2-3/8	2-1/8	1	19-7/8	8	198.00
47284872	Cylindrical Mount	2-3/4	2-1/8	1-1/8	19-7/8	8	198.00
47284862	4-inch Interconnect Mount	2-3/8	2-1/8	1	19-7/8	8	198.00
47284867	5.5-inch Interconnect Mount	2-3/8	2-1/8	1	19-7/8	8	198.00
44-115	Clear Plastic Mount Ring	-	-	-	-	-	53.40
47286238	Mount Carton Carrying Strap	-	-	-	-	-	24.70

Note: **1)** Price does not include lock

Prices subject to change without notice

Part No.	Page
001911-001-70	139
002762-000	50
002770-016-30	50, 65
002807-000-30	144
005099-000-30	35
008789-001-60	143
008862-000	143
008876-000	143
008876-001	143
008876-002	143
008876-003	143
008876-004	143
008876-005	143
012136-000	73
012137-000	73
012138-000	73
012162-000-10	143
012172-000-30	73
012236-000	73
012612-000-60	145
012966-000	73
012967-000	73
021164-016	50, 65, 73, 98
022104-000-30	50, 64
022105-000-30	50, 64
022106-002-55	50, 64
022108-000-60	50, 64
022112-000-30	50, 64
022175-000-30	144
022175-001-30	144
022175-002-30	144
022258-007	73
022258-008	73
022258-009	73
022290-007	73
022920-000	73
022950-007	73
022950-008	73
022953-007	73
022980-007	73
022980-008	73
022980-009	73
022981-007	73
022986-001-50	50, 64
024030-000	73
024416-012	50, 65, 73, 98
030057-002	35
030113-000-60	143
030166-T10-30	143
030166-T15-30	143
030166-T20-30	143
030425-000-60	145
030480-004-00	142
030654-000-625	64
030654-000-626	64
030703-000-30	50, 64
030704-002-30	50, 64
030706-002	63
030709-000-60	50, 64
030712-000-30	50, 64
030712-001-30	50, 64
030718-000-30	50, 64
030718-001-30	50, 64
030722-000-30	50, 64
030724-000-30	50, 64
030726-000-30	50, 64
030726-007-30	50, 64
030728-000	50, 64
030729-000-70	64
030732-000-30	64
030732-001-30	64
030733-000-55	50, 64
030733-002	64
030739-000-30	144
030739-001-30	144
030739-002-30	144
030739-003-30	144
030740-000	63
030740-001	63
030740-002	63
030742-000	49, 63
030742-001	49, 63
030742-002	49, 63
030744-000	49, 63
030744-001	49, 63
030744-002	49, 63
030755-005-30	50, 65
030787-000-70	64
030831-004-30	50, 65
030926-001	63
030926-002	49, 63
030926-003	49, 63
030927-001	63
030927-002	49, 63
030927-003	49, 63
030928-001	63
030928-002	49, 63
030928-003	49, 63
030929-001	63
030929-002	49, 63
030929-003	49, 63
030930-001	63
030930-002	49, 63
030930-003	49, 63
030996-001	63
030996-002	49, 63
030996-003	49, 63
031034-000-30	145
031100-000-30	143
031452-000	49
031511-000-30	50, 64
031514-000-30	50, 64
031515-004-30	65
031516-000-70	64
031519-000-30	50
031531-006-30	65
031533-006-30	50, 65
031541-006-30	50
031700-002	97
031701-002	97
031702-000	97
031703-000	97
031705-000-30	98
031718-000	98
031719-000	98
031741-000-50	98
042613-000-60	143
10-001	127, 128
10-026	127, 128
10-027	127, 128
10-064	89, 117
10-087	89, 117
10-092	89, 117, 127, 128
10-094	89, 117, 127, 128
10-095	89, 117, 127, 128
10-109	127, 128
10-116	127, 128
10-121	127, 128
10-122	127, 128
10-123	127, 128
10-124	127, 128
12-626	88, 116
1208	145
1387	50, 64
1388	64
1389	142
1390	145
1391	145
1392	145
1393	145
1396	142
1397	144
1398	145
1400	145
1401	145
1402	145
1403	145
1404	145
1405	145
1407	145
1411	145
1414	145
1415	145
1416	143
1417	143
1418	143
1421	143
1453	143
1453-1	143
1453-2	143
24483760	61
250	132
251	132
252	132
253	132
330055	139
330278	139
35-057	143
36-071	89, 117
37-016	128
38-031	89, 117
44-115	158
47284858	158
47284862	158
47284867	158
47284871	158
47284872	158
47286238	158
50-001	146
50-002	147
50-003	147
50-120	147
50-121	147
50-122	147
50-123	147
50-210	146
50-211	146
50-212	146
50-215F	146
50-216	147
50-217	147
50-219	147
50-232F	146
5075	89, 117
5620-IC	144
5620-STD	142
5621-IC	144
5621-STD	142
5622-IC	144
5622-STD	142
60-000	146
60-001	146
61-500	90, 119
61-501	90, 119
61-502	90, 119
61-503	90, 119
61-504	119
61-505	119
61-506	119
61-507	90, 119
61-509	116, 143
61-510	116, 143
855101	157
855118	157
945	132
950	132
951	132
954	132
973	132
974	132
984D	132
985	132
985D	132
985T	132
986	132
986T	132
987	132
988	132
990	132

Part No.	Page
992	132
A02750-000-00	143
A03039-000-00	143
A03519-000	73
A08350-000-00	142
A08355-000-00	142
A08395-000-00	142
A08552-000-00	143
A08553-00X-00	143
A08554-000-00	143
A08556-000-00	143
A08580-00X-00	143
A08790-000	143
A08790-001	143
A08790-002	143
A08790-003	143
A08790-004	143
A08794-000	143
A08794-001	143
A08794-002	143
A08794-003	143
A08867-000-00	142
A09888-000-00	142
A09890-000-00	142
A09894-001-00	142
A09894-002-00	142
A09894-003-00	142
A09894-021-00	142
A09894-022-00	142
A09894-023-00	142
A09897-000-00	142
A09897-024-00	142
A09898-000-00	142
A09899-000-00	142
A12053-000-00	142
A12165-000-00	143
A12165-100-00	143
A12166-000-00	143
A12635-0xx-00	145
A12636-0xx-00	145
A12637-000-00	145
A12637-500-00	145
A12638-000-00	145
A12639-001-00	145
A12639-002-00	145
A12663-001-00	144
A12663-002-00	144
A12663-003-00	144
A12663-004-00	144
A12663-008-00	144
A12663-009-00	144
A12664-010-00	144
A12667-000-00	144
A12667-001-00	144
A12667-002-00	144
A12667-003-00	144
A12667-006-00	144
A12667-007-00	144
A12667-008-00	144
A12667-011-00	144
A12667-013-00	144

Part No.	Page
A12667-020-00	144
A12667-03A-00	144
A12689-000-00	144
A12698-000-00	144
A20065-000-00	142
A20069-000-00	142
A20278-000-00	144
A22164-000-00	142
A22164-001-00	142
A22164-002-00	142
A22164-003-00	142
A22169-000-00	142
A22169-002-00	142
A23151	72, 133
A23151-01	133
A23151-02	72, 133
A23151-03	72, 133
A23151-05	47, 57, 133
A23151-06	47, 57, 95, 133
A23151-07	47, 57, 133
A23152	72, 133
A23152-02	72, 133
A23155	133
A23155-02	95, 133
A23159-000	134
A23159-1	134
A23159-10	134
A23159-11	134
A23159-12	134
A23159-13	134
A23159-2	134
A23159-3	134
A23159-4	134
A23159-5	134
A23159-6	134
A23159-7	134
A23159-8	134
A23160-000	134
A23160-1	134
A23160-10	134
A23160-11	134
A23160-12	134
A23160-13	134
A23160-14	134
A23160-15	134
A23160-16	134
A23160-17	134
A23160-18	134
A23160-19	134
A23160-2	134
A23160-20	134
A23160-21	134
A23160-22	134
A23160-23	134
A23160-24	134
A23160-25	134
A23160-26	134
A23160-3	134

Part No.	Page
A23160-4	134
A23160-5	134
A23160-6	134
A23160-7	134
A23160-8	134
A23161	72, 133
A23161-01	133
A23161-02	72, 133
A23161-03	72, 133
A23161-05	47, 57, 133
A23161-06	47, 57, 95, 133
A23161-07	47, 57, 133
A23162	72, 133
A23162-02	72, 133
A23165	133
A23165-02	95, 133
A23166	136
A23166-1	136
A23166-10	136
A23166-11	136
A23166-12	136
A23166-13	136
A23166-2	136
A23166-3	136
A23166-4	136
A23166-5	136
A23166-6	136
A23166-7	136
A23166-8	136
A23167	135
A23167-1	135
A23167-10	135
A23167-11	135
A23167-12	135
A23167-13	135
A23167-2	135
A23167-3	135
A23167-4	135
A23167-5	135
A23167-6	135
A23167-7	135
A23167-8	135
A23168	135
A23168-1	135
A23168-10	135
A23168-11	135
A23168-12	135
A23168-13	135
A23168-2	135
A23168-3	135
A23168-4	135
A23168-5	135
A23168-6	135
A23168-7	135
A23168-8	135
A23169	136
A23169-1	136
A23169-10	136

Part No.	Page
A23169-11	136
A23169-12	136
A23169-13	136
A23169-2	136
A23169-3	136
A23169-4	136
A23169-5	136
A23169-6	136
A23169-7	136
A23169-8	136
A23171-01	72, 133
A23171-02	72, 133
A23171-05	47, 57, 133
A23171-06	47, 57, 133
A23171-07	47, 57, 133
A23172-02	72, 133
A23174	135
A23174-1	135
A23174-10	135
A23174-11	135
A23174-12	135
A23174-13	135
A23174-2	135
A23174-3	135
A23174-4	135
A23174-5	135
A23174-6	135
A23174-7	135
A23174-8	135
A24264-000-00	142
A28351-000-00	142
A30028	133
A30028-01	133
A30034-001-00	142
A30036-01	133
A30037-000-00	142
A30038-000-00	142
A30040	133
A30040-01	133
A30375-0xx-00	145
A30376-0xx-00	145
A30480-004-00	142
A30730-001-00	142
A30730-002-00	142
A30730-003-00	142
A30730-004-00	142
A30730-006-00	142
A30746-000-00	50, 64
A30747-000-00	50, 64
A30748-000-00	65
A30748-001-00	65
A30749-060-00	50, 64
A30749-070-00	50, 64
A30753-00	49, 63
A30753-01	49, 63
A30756-000-00	65
A30756-001-00	65
A30758-000-00	65

Part No.	Page
A30758-001-00	65
A30759-000-00	65
A30759-001-00	65
A30760-000-00	65
A30760-001-00	65
A30761-000-00	65
A30765-000-00	65
A30767-000-00	65
A30767-001-00	65
A30769-000-00	65
A30769-001-00	65
A30773-000-00	65
A30773-001-00	65
A30775-000-00	64
A30780-000-00	64
A30780-001-00	64
A30905-001-00	50
A30905-060-00	50
A30906-001-00	64
A30906-060-00	64
A30906-070-00	50, 64
A30913-000-00	50, 64
A30913-001-00	50, 64
A30915-000-00	64
A30915-001-00	64
A31517-000-00	65
A31517-001-00	65
A31518-000-00	65
A31518-001-00	65
A31544-00*	49
A31544-00	63
A31706-000-00	97
A31707-000-00	97
A31707-002-00	97
A31708-000	97
A31708-001	97
A31708-002	97
A31708-003	97
A31709-000-00	97
A31709-001-00	97
A31714-000-00	97
A31714-001-00	97
A31715-000-00	97
A31715-001-00	97
A31716-000-00	97
A31716-001-00	97
A31739-000	97
A31739-001	97
A31750-000	97
A31750-001	97
A31751-000	97
A31751-001	97
A31764-000	97
A31767-000	98
A48553-00X-00	143
A48580-00X-00	143
A7801-xx	34
A7802-xx	34
A7804-xx	34
A7805-xx	34
A7806-xx	34
A7807-xx	34
A7808-xx	34
A7809-xx	34
A7813-xx	34
A7814-xx	34
A7815-xx	34
A7816-xx	34
A7819-xx	34
A7820-xx	34
A7821-xx	34
A7822-xx	34
A7829-xx	34
A7830-xx	34
A7831-xx	34
A7851-12-xx	34
A7851-12RX-xx	34
A7851-24-xx	34
A7851-24RX-xx	34
A7881-12-xx	34
A7881-12RX-xx	34
A7881-24-xx	34
A7881-24RX-xx	34
AE55012-OC	34
AE55012-OT	34
AE77012-IE	35
AE77012-IT	35
AE77012-OC	35
AE77012-OK	35
AE77012-OP	35
AE77012-OT	35
AE77029-L/RH	34
AE77140-L/RH	34
AE77280-L/RH	34
AE77310-L/RH	34
AE77321-L/RH	34
AE77360-L/RH	34
AE77526-L/RH	34
AE77760-L/RH	34
AE87012-0C	35
AE87012-0K	35
AE87012-0T	35
AE87012-IC	35
AS5813	35
AS75319	34
AS76029-L/RH	34
AS76140-L/RH	34
AS76280-L/RH	34
AS76310-L/RH	34
AS76319	34
AS76321-L/RH	34
AS76360-L/RH	34
AS76526-L/RH	34
AS76760-L/RH	34
AS76853	34
B202-578	129
B302-041	88, 116
B302-045	88, 116
B502-873	129
B520-298	90, 118
B520-649	89, 117
B520-650	89, 117
B520-651	142
B520-652	142
B600-018	88, 116
B600-045	142
B600-046	142
B600-047	90, 118
B600-053	90, 118
B600-066	90, 118
B600-071	142
B600-078	90, 118
B600-100	90, 118
B600-101	90, 118
C603-897	90, 118
E77012-IB	35
E77012-IC	35
E77012-IK	35
E77012-IP	35
E77300	35
E77301	35
E77302	35
E77303	35
E77306	35
E77307	35
J250-028	89, 90, 117, 118
KB525	139
KB531	139
KB536	139
KB544	139
KB545	139
KB565	139
KB566	139
KB567	139
KB573	139
KB574	139
KB577	139
KB578	139
KB579	139
KB580	139
KB581	139
KB582	139
KB584	139
KB590	139
KB591	139
KB592	139
KB593	139
KB751	139
KB761	139
KB771	139
KB794	139
KB797	139
KB799	139
KB905	139
KB906	139
KB907	139
KS11D1200	153
KS11F1200	153
KS21D1200	153
KS21F1200	153
KS41D1200	153
KS41F1200	153
KZ11G20	154
KZ12D20	154
KZ12D40	154
KZ12G10	154
KZ12G20	154
KZ12G40	154
KZ13D20	154
KZ13D40	154
KZ13F20	154
KZ13F40	154
M204-198	64
PE1396	35
Q001-055	144
Q005-085	107
Q033-026	107
Q033-066	134
Q033-067	134
Q033-069	134
Q033-070	134
Q033-071	134
Q033-072	135
Q033-073	135
Q033-074	135
Q033-075	136
Q033-076	136
Q033-077	135
Q033-078	135
Q033-079	135
Q100-100	127, 128
Q100-101	127, 128
Q100-102	128
Q100-104	133
Q100-105	133
Q100-108	134
Q330-041	127, 128
Q330-152	105, 134
Q330-154	105, 133
Q330-156	136
Q330-158	135
Q330-160	136
Q330-164	107, 142
Q330-166	135
Q330-168	107, 144
Q330-169	107, 144
Q330-170	107
Q330-175	116, 128
Q330-176	88
Q330-177	116, 128
Q330-178	88
Q330-179	107
Q330-182	107
Q330-210	135
Q330-215	139
Q330-237	134
Q330-238	133
Q330-239	136
Q330-240	135
Q330-241	135
Q330-242	135
Q330-243	136

Product Index • Locks

Part No.	Page
Q330-245	134
Q330-245-5	134
Q330-246	133
Q330-247	136
Q330-248	135
Q330-249	135
Q330-250	135
Q330-251	136
Q330-253	116
Q330-254	116
Q330-256	88
Q330-257	88
Q330-270	64
Q330-271	64
Q330-272	50
Q330-273	50
Q330-276	139
Q330-282	107
Q330-310	78
Q330-311	78
Q330-391	78
Q330-392	80
Q330-393	80
Q330-394	80
Q330-396	78
Q330-397	78
Q330-399	80
Q330-430 BRK	63
Q330-430 BRW	63
Q330-430 LAT	63
Q330-430 LON	63
Q330-431 BRK	63
Q330-431 BRW	63
Q330-431 LAT	63
Q330-431 LON	63
Q330-432 BRK	63
Q330-432 BRW	63
Q330-432 LAT	63
Q330-432 LON	63
Q330-433 BRK	63
Q330-433 BRW	63
Q330-433 LAT	63
Q330-433 LON	63
Q330-447	107
Q330-448	107
Q500-010	115, 133
Q500-012	115, 133
Q500-014	115, 133
Q500-021	87, 133
Q500-022	133
Q500-046	87, 133
Q500-047	133
Q500-054	87, 133
Q500-055	133
Q500-056	115, 133
Q500-057	115, 133
Q500-058	87, 133
Q500-059	87, 133
Q500-064	87, 133
Q500-065	133
Q500-065-5C	134
Q500-066	87, 133
Q500-067	115, 133
Q500-069	115, 133
Q500-070	87, 133
Q500-071-5C	134
Q500-072	115, 133
Q630-246	80
Q630-254	80
Q630-276	80
Q630-277	80
Q630-278	80
Q630-279	80
Q630-288	80
Q630-289	80
Q630-306	78
Q630-312	80
R525-256	90, 118
S206-504	129
S206-505	129
S206-506	129
S76012	34
S76206	35
S76300	35
S76301	35
S76302	35
S76303	35
S76306	35
S76307	35
S76802	35
S76806	35
S76816	35

Finishes....164
General Exit Device Information....164
Factors Affecting Exit Devices....165
New Nomenclature Conversion Chart....166
How to Order....167

Exit Devices

Pushpad Architectural Heavy Duty

25-R Series....170-171
25-V Series....172-173
25-M Series....174-175
25-C Series....176-177
25-C-WDC Series....178-179
25 Series Device Options....180-181
25 Series Trims....182
25 Series Device Accessories....182-185
25 Series Device and Trim Parts....186-190
24-V Series....208-209
24-C Series....210-211
24-C-CWDC Series....212-213
24 Series Device Options....214
24 Series Trims....215
24 Series Device Accessories....216-219
24 Series Device and Trim Parts....220-223

Pushpad Commercial Medium Duty

19-R Series....236-237
19-V Series....238
19-V Series....239
19 Series Device Options....240
19 Series Trims....241
19 Series Device Accessories....242-244
19 Series Device and Trim Parts....245-246

20 Series Devices and Trims....254

1490 Series and Device Options/Accessories....255-256
1590 Series and Device Options/Accessories....257-258
1490/1590 Device Parts....259

1690 Series and Device Options/Accessories....267-268
1690 Device Parts....269

1790 Series and Devcie Options/Accessories....272-273
1790 Device Parts....274

Crossbar Narrow Stile **276**
1990 Series and Device Options/Accessories....276-277
1990 Device Parts....278
2090 Series and Device Options/Accessories....282-283
2090 Device Parts....284

Recessed Concealed Vertical Mid-Panel **288**
2390 Series and Devcice Options/Accessories....288
2390 Device Parts....290

Exit Device Accessories **294**
Mullions and Mullion Parts....294
Mullion Parts....295
Sex Bolts....295
Delayed Egress....295

Numerical Index....296-298

EXITS

Prices subject to change without notice

Exit Device Finishes

US	BHMA	Finish Color Description
SP28	689	Silver Painted (Resembles Aluminum Finish)
P13/SP313	695	Dark Bronze Painted (Spray Duranodic)
P35	622	Flat Black Painted
US3	605/666	Brass, Polished
US4	606/667	Brass, Satin
US9	611/705	Bronze, Polished
US10	612/668	Bronze, Satin
US11	643e	Aged Bronze
US10B	613/703	Bronze, Oil-Rubbed Satin
US15	619/670	Nickel, Satin
US19	622	Flat Black Painted
US26	625/672	Chrome, Polished
US26D	626/702	Chrome, Satin
US32	629	Stainless Steel, Polished
US32D	630	Stainless Steel, Satin
US28	628	Anodized Aluminum, Clear (Satin)
DC13 / 313AN	710	Anodized Aluminum, Duranodic Dark Bronze
DC35	711	Anodized Aluminum, Flat Black
USP	600	Prime Coat

REFERENCE NOTES:
1) Material substrate varies by device component, US and BHMA code used represents overall finish appearance of assembled device.
2) SP28 and SP313 contain certain exposed parts that are molded from black plastic material or black powder coated finish.
3) When split finish is desired, the finish listed first is understood to be the outside finish.
4) See specific device pages for available finishes by device.

General Information (Specific to the Falcon 19, 24, and 25 series exit devices)

All products listed meet ANSI A156.3 Grade 1 standard.

Devices will be furnished for hollow metal doors 3'0" x 7'0" x 1-3/4" full flush, with 5/8" high frame stops unless specified otherwise.

DOOR WIDTHS
EXIT DEVICES for door widths exceeding 4'0" are custom applications. Specify the exact door width and consult factory for price and availability. For device widths on narrow stile aluminum and glass doors, consult factory.

DOOR THICKNESS
EXIT DEVICES are furnished at prices listed for door thicknesses of 1 3/4" with standard centerlines. Other door thicknesses and/or offset installations may require additional charges for the device, trim, control and/or strike. Consult factory.

DOOR HEIGHTS/DEVICE CENTERLINE
SURFACE and **CONCEALED VERTICAL ROD DEVICES** for heights over 7'0" up to 8'0", extension rods are furnished at no additional charge. For heights over 8'0" up to 10'0" extension rods are furnished at prices shown on specific device parts pages. For doors higher than 10'0" or when centerline is other than standard, specify exact height. Consult factory for price.

86 OR 161 DOOR PREPARATIONS
When devices will apply over a 86 or 161 door preparation, consult factory.

DEVICE MOUNTING SCREWS
Machine screws are furnished with Fire Exit Devices. Sheet metal screws are furnished with Panic Devices. Machine screws can be substituted at no additional charge, specify AMS.

SUBSTITUTION OF OUTSIDE TRIM OR STRIKES
When other than standard is desired, deduct price of standard and add price of item used. Check catalog for compatibility. Lever trim is furnished standard Dane. Optional lever designs of Avalon, Quantum, and Sutro are available at no additional charge.

ELECTRIC ACCESSORIES
When specifying Electrical Products, consult catalog or factory to ensure all coordinating accessories have been considered. All electric devices must use respective power supply for warranty to apply.

Prices subject to change without notice

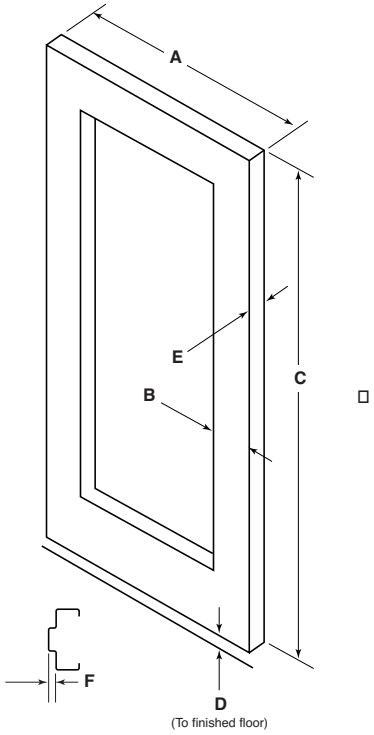

Handing Diagrams

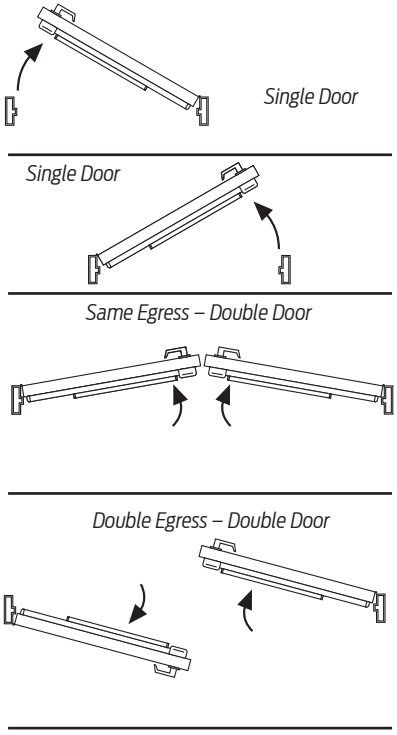

A Door Width

Specify exact door width. This determines what size device is supplied. If door width not specified, 3' is furnished standard.

B Stile Width

Determines which series can be used because of the dimension of the active or inactive case. In conjunction with the door width, the width of the device is also affected.

C Door Height

Rod lengths and extension rod requirements for surface vertical or concealed vertical rod devices are determined by height.

D Undercut

Bottom rods and bottom latches or bolts for vertical rod applications are affected by the distance between the bottom of the door and the surface to which the strike will apply; 1/4" minimum, 3/4" maximum.

E Thickness

When trim is used with a device it is affected by thickness as is the length of fasteners and cylinders.

F Stop Height

The type of strike and affect on backsets is determined by the stop (5/8" standard)

Glass Bead

In the case of touch bar devices, series 19, 24 and 25, glazing bead or trim can interfere with the device requiring shim kits with modified trim and/or device.

Fire Labels

As a component of a fire door assembly, exit devices must meet special requirements.

Other

Factors such as transom panels, sill conditions and astragals can affect exit device selection.

Pairs

When devices will occur on paired door leaves, order them together.

Materials

Unusual door or frame materials can affect device selection such as channel iron frames, blade stop frames, hollow core doors and mineral core doors.

Conversion Table

17 Series to 24 Series

Old	New	Trim
(F)17-R	(F)24-R	No Change
(F)17-V	(F)24-V	No Change
(F)17-C	(F)24-C	No Change
(F)17-C-WDC	(F)24-C-WDC	No Change

18 Series to 25 Series

Old	New	Trim
(F)18-R	(F)25-R	See Below
(F)18-V	(F)25-V	See Below
(F)18-C	(F)25-C	See Below
(F)18-C-WDC	(F)25-C-WDC	See Below
(F)18-M	(F)25-M	See Below

18 Series to 25 Series Trim

Old	Old Trim	New
812L	Lever Trim	510L
812L-NL	Lever Trim	510L-NL
812L-DT	Lever Trim	510L-DT
812L-BE	Lever Trim	510L-BE
816L	Vandal Resistant	511L
820TP	Vanguard	512TP
820NL	Vanguard	512NL
820DT	Vanguard	512DT
820TP-BE	Vanguard	512TP-BE

Old	Old Trim	New
810TP	Apollo	512TP
810NL	Apollo	512NL
810DT	Apollo	512DT
810TP-BE	Apollo	512TP-BE
811K	Knob	513K
811K-NL	Knob	513K-NL
811K-DT	Knob	513K-DT
811K-BE	Knob	513K-BE
717DT	Delta	717DT
	Key in Lever	Discontinued

17/18 Strikes to 24/25 Strikes

Old	New	24 Series	25 Series	Comments
F490	299	X	X	Need 650106 retrofit kit for existing prep
F490	299F	X	X	Need 650106 retrofit kit for existing prep
565	1439	X	X	
F570	299	X	X	Need 650106 retrofit kit for existing prep
F570	299F	X	X	Need 650106 retrofit kit for existing prep
571	1609	X	X	
579	1606	Not recommended	X	
No Equivalent	499F	Not offered	X	
No Equivalent	264	X	X	

19 Series Trim Changes

Old	New	Trim/Control
1953DT	920DT	Trident
1955P	920NL	Trident
1904 PULL ONLY	917DT	Centron
2301BE	930EO	Centron
2303DT	930DT	Centron
2302C	930C	Centron
2305P	930NL	Centron
1907K	911K	Control
1907K-NL	911K-NL	Control
1927K LS/LK	911K-BE	Control
1937K-DT	911K-DT	Control
1911L	912L	Control
1911L-NL	912L-NL	Control
1921L LS/LK	912L-BE	Control
1981LDT	912L-DT	Control
1910L	912L-Dane	Control

Old	New	Trim/Control
1910L-NL	912L-NL-Dane	Control
1920L LS/LK	912L-BE-Dane	Control
1980L-DT	912L-DT-Dane	Control
1919L	912L-Quantum	Control
1919L-NL	912L-NL-Quantum	Control
1929L LS/LK	912L-BE-Quantum	Control
1989L-DT	912L-DT-Quantum	Control
1912L	912L-Sutro	Control
1912L-NL	912L-NL-Sutro	Control
1922L-BE	912L-BE-Sutro	Control
1982L-DT	912L-DT-Sutro	Control
2400KIL w/IC Core	914KIL-IC	Key in Lever
2400KIL	914KIL-KD	Key in Lever
2401KIL LS/LK	914KIL-BE	Key in Lever
2402KIL-NL	914KIL-NL-KD	Key in Lever

Prices subject to change without notice

How to Order Sequence Example

MEL	F	25	V	L-DANE	US3	3'	LHR	LBR	SNB	WD

Prefixes

AX	Accessible Device (25 and 19 Series Only)
CD	Cylinder Dogging
LD	Less Dogging
RX	Touchbar Request to Exit
DM	Latchbolt Monitor Switch - when fully extended
LM	Latchbolt Monitor Switch - when fully retracted
KOR	Key Bypass Switch
EL	Electric Latch Retraction
MEL	Motorized Electric Latch Retraction
FSA	Electric Lock or Unlock Trim-Fail Safe (25 Series Only)
FSE	Electric Lock or Unlock Trim-Fail Secure (25 Series Only)
EA	Exit Alarm

Rating

F	Fire Exit Hardware
Blank	Panic Exit Hardware

Device Series

19	Touch Bar Device, Narrow Stile
24	Touch Bar Device, Narrow Stile
25	Touch Bar Device

Device Type

R	Rim	**C**	Concealed Vertical rod
V	Surface Vertical Rod	**C-WDC**	Concealed Vertical rod Wood Door
M	Mortise		

Trim Function *(see Trim pages for all functions)*

EO	Exit Only	**K**	Knob
DT	Dummy Trim	**L**	Lever (Dane Standard)
NL	Night Latch	**TL**	Thumb Lever
C	Cylinder Trim Plate	**NL-OP**	Night Latch Pull by other
TP	Thumbpiece	**KIL**	Key in Lever

Finish

US3	**US10**	**US15***	**US26**	**US32**	**SP28**	
US4	**643E***	**US19***	**US26D**	**US32D**	**SP313**	**313AN**

Door Width

3'	Standard Default
4'	
2' (less label)	

Door Thickness

1-3/4"	Standard
2-1/4"	Optional

Handing

RHR	Right Hand Reverse
LHR	Left Hand Reverse

Less Bottom Rod

LBR	Less Bottom Rod
LBR-AFL	LBR w/Auxiliary Fire Pin

Accessories

CYL	Cylinder	**SNB**	Sex Bolts	**AMS**	All Machine Screws
SK	Shim Kit	**SLM**	SLM Blocking		

Other Miscellaneous Door Information

HMD	Hollow Metal Door	**SCDC**	Steel Channel Door Construction	_	Door Label (20 min, 45 min, 90 min 1-1/2 hr)
HMF	Hollow Metal Frame	_	Specify other Door or Frame Material information	_	Stile Width
WD	Wood Door			_	Frame Stop Height
WDF	Wood Frame	_	Door Height	**SGL**	Single Door
ALD	Aluminum Door	_	Door Thickness	**PR**	Pair of Doors Swinging Same Direction
ALF	Aluminum Frame	_	Door Undercut	**DE**	Double Egress Doors
CPD	Composite Door	_		**CON**	Allegion Connect

*643E, US15 and US 19 are available on select 24 and 25 Series

Not all options are available on all series, consult customer service.

For Special Order Product Quotes: Email: canada.customerservice@allegion.com or call : 800-900-4734

Prices subject to change without notice

Trim - How to Order

How to Order Sequence Example

510	L - R	US26D	LHR	SUTRO	FSE	CYL

Trim Series

D24 Series	D25 Series	19 Series	XX Series
711	510	911	711
712	511	912	712
715	512	914	717
717	513	917	718
718	717	918	810
	718	920	811
		930	812
			815
			816
			820

Trim Function *(see Trim pages for all functions)*

EO	**Exit Only**
DT	**Dummy Trim**
NL	**Night Latch**
C	**Cylinder Trim Less Pull**
TP	**Thumbpiece**
K	**Knob**
L	**Lever (Dane Standard)**
KIL	**Key in Lever**
TL	**Thumb Lever**

Device Type

R	**Rim**
V	**Surface Vertical Rod**
M	**Mortise**
C	**Concealed Vertical Rod (includes WDC)**

Finish

US3	**US10**	**643E***	**US19***	**US26D**	**SP313**	
US4	**US10B**	**US15***	**US26**	**SP28**	**US32**	**US32D**

Handing

RHR	**Right Hand Reverse**
LHR	**Left Hand Reverse**

Lever Style

DANE	(DAN)	supplied standard if not specified	**BROADWAY**	(BRW)*	(available on 24 and 25 Series only)
SUTRO	(SUT)		**DANISH**	(DSH)*	(available on 24 and 25 Series only)
QUANTUM	(QUA)		**LATITUDE**	(LAT)*	(available on 24 and 25 Series only)
AVALON	(AVA)	(available on 24, 25 and xx Series only)	**LONGITUDE**	(LON)*	(available on 24 and 25 Series only)
BOARDWALK	(BRK)*	(available on 24 and 25 Series only)			

Trim Options

FSA	**Electric Lock or Unlock-Fail Safe (FSA device required)**
FSE	**Electric Lock or Unlock-Fail Secure (FSE device required)**
CON	**Allegion Connect**

Other Information or Accessories

CYL	**Include Cylinder with Trim**
KD	**Cylinder Keyed Different**

Door Thickness

Specify door thickness other than 1-3/4"

*New finishes and levers are available on select 24 and 25 Series.

Prices subject to change without notice

3' Devices are priced with standard trim and strike, 4' add $23 list.
Cylinders are not included in the price.

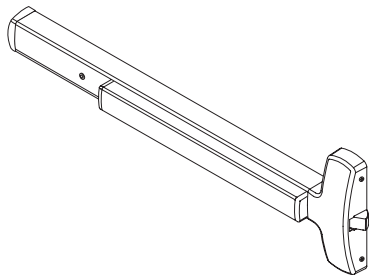

EXIT HARDWARE
Rim Devices
(Price includes 299 Strike)

	Trim/Control	US28	US32D	313AN	US19* US26D	US26	US32	US10	US4	US3 643E* US15*
*** 25-R-EO**		1099	1369	1165	1339	1393	1421	1393	1421	1567
*** 25-R-NL-OP**	(Supplied as NL less trim)	1099	1369	1165	1339	1393	1421	1393	1421	1567
	Lever - Dane (handed and field reversible)									
*** 25-R-L**	510L*	1508	1852	1574	1822	1885	1913	1802	1830	2059
*** 25-R-L-BE**	510L-BE*	1508	1852	1574	1822	1885	1913	1802	1830	2059
*** 25-R-L-NL**	510L-NL*	1427	1756	1493	1726	1844	1872	1721	1749	2018
*** 25-R-L-DT**	510L-DT*	1427	1756	1493	1726	1844	1872	1721	1749	2018
	VR Lever (handed and field reversible)									
*** 25-R-L**	511L*	1582	1921	1648	1891	1955	1983	1876	1904	2129
	Thumbpiece (non-handed)									
25-R-TP	512TP	1465	1773	1531	1743	1867	1895	1759	1787	2041
25-R-TP-BE	512TP-BE	1465	1773	1531	1743	1867	1895	1759	1787	2041
*** 25-R-NL**	512-NL*	1397	1693	1463	1663	1775	1803	1691	1719	1949
	Knob (non-handed)									
25-R-K	513K	1409	1731	1475	1701	1817	1845	1703	1731	1991
25-R-K-BE	513K-BE	1409	1731	1475	1701	1817	1845	1703	1731	1991
25-R-K-NL	513K-NL	1409	1731	1475	1701	1817	1845	1703	1731	1991
25-R-K-DT	513K-DT	1409	1731	1475	1701	1817	1845	1703	1731	1991
	DT Pull (717 handed and field reversible, 512 non-handed)									
25-R-DT	717DT	1325	1693	1443	1663	1717	1745	1619	1647	1891
25-R-DT	512DT	1348	1621	1414	1591	1775	1803	1642	1670	1949

*** These devices and 510L, 510L-BE, 510L-NL, 510L-DT, 511L, 512NL trims are available in 643E, US15, and US19 finishes.**

REFERENCE NOTES:
25 Series ordered in 313AN will be supplied with trims in SP313.
Handing: 25-R Device is non-handed. Trims are furnished RHR when handing is not specified.

Sex Bolts:
Optional Sex Bolts are recommended for center case mounting when device is used with hollow core wood, composite or light gauge hollow metal doors. See chart below for quantities and list prices.

Application	Sex Bolt 425 (Optional)	List Add
Hollow core wood, composite, or light gauge hollow metal doors - EO **(exit only device)**	8	136
Hollow core wood, composite, or light gauge hollow metal doors - **Device x Trim**	4	68

Prices subject to change without notice

3' Devices are priced with standard trim and strike, 4' add $23 list.
Cylinders are not included in the price.

FIRE EXIT HARDWARE

Rim Devices
(Price includes 299F Strike)

	Trim/Control	US28	US32D	313AN	US19* US26D	US26	US32	US10	US4	US3 643E* US15*
* **F-25-R-EO**		1355	1625	1421	1595	1649	1677	1649	1677	1823
* **F-25-R-NL-OP**	(Supplied as NL less trim)	1355	1625	1421	1595	1649	1677	1649	1677	1823
	Lever - Dane (handed and field reversible)									
* **F-25-R-L**	510L*	1764	2108	1830	2078	2141	2169	2058	2086	2315
* **F-25-R-L-BE**	510L-BE*	1764	2108	1830	2078	2141	2169	2058	2086	2315
* **F-25-R-L-NL**	510L-NL*	1683	2012	1749	1982	2100	2128	1977	2005	2274
* **F-25-R-L-DT**	510L-DT*	1683	2012	1749	1982	2100	2128	1977	2005	2274
	VR Lever (handed and field reversible)									
* **F-25-R-L**	511L*	1838	2177	1904	2147	2211	2239	2132	2160	2385
	Thumbpiece (non-handed)									
F-25-R-TP	512TP	1721	2029	1787	1999	2123	2151	2015	2043	2297
F-25-R-TP-BE	512TP-BE	1721	2029	1787	1999	2123	2151	2015	2043	2297
* **F-25-R-NL**	512-NL*	1653	1949	1719	1919	2031	2059	1947	1975	2205
	Knob (non-handed)									
F-25-R-K	513K	1665	1987	1731	1957	2073	2101	1959	1987	2247
F-25-R-K-BE	513K-BE	1665	1987	1731	1957	2073	2101	1959	1987	2247
F-25-R-K-NL	513K-NL	1665	1987	1731	1957	2073	2101	1959	1987	2247
F-25-R-K-DT	513K-DT	1665	1987	1731	1957	2073	2101	1959	1987	2247
	DT Pull (717 handed and field reversible, 512 non-handed)									
F-25-R-DT	717DT	1581	1949	1699	1919	1973	2001	1875	1903	2147
F-25-R-DT	512DT	1604	1877	1670	1847	2031	2059	1898	1926	2205

*** These devices and 510L, 510L-BE, 510L-NL, 510L-DT, 511L, 512NL trims are available in 643E, US15, and US19 finishes.**

REFERENCE NOTES:
25 Series ordered in 313AN will be supplied with trims in SP313.
Handing: F-25-R Device is non-handed. Trims are furnished RHR when handing is not specified.

Sex Bolts:

Sex Bolts are supplied for center case mounting when device is used with wood, composite or non-reinforced hollow metal doors. See chart below for quantities.

Application	**Sex Bolt 425** (Supplied)
Wood, composite or non-reinforced hollow metal doors - **EO (exit only device)**	8
Wood, composite or non-reinforced hollow metal doors **- Device x Trim**	4

Prices subject to change without notice

3' Devices are priced with standard trim and strikes, 4' add $23 list and 2' (less label) add $140 list. Cylinders are not included in the price.

EXIT HARDWARE
Surface Vertical Rod Devices
(Includes 3788 & 2130 Strikes)

	Trim/Control	US28	US32D	313AN	US19* US26D	US26	US32	US10	US4	US3 643E* US15*
*** 25-V-EO**		1596	2000	1696	1947	2030	2070	2030	2070	2186
*** 25-V-NL-OP**	(Supplied as NL less trim)	1596	2000	1696	1947	2030	2070	2030	2070	2186
	Lever - Dane (handed and field reversible)									
*** 25-V-L**	510L*	2005	2483	2105	2430	2522	2562	2439	2479	2678
***25-V-L-BE**	510L-BE*	2005	2483	2105	2430	2522	2562	2439	2479	2678
*** 25-V-L-NL**	510L-NL*	1924	2387	2024	2334	2481	2521	2358	2398	2637
*** 25-V-L-DT**	510L-DT*	1924	2387	2024	2334	2481	2521	2358	2398	2637
	VR Lever (handed and field reversible)									
*** 25-V-L**	511L*	2079	2552	2179	2499	2592	2632	2513	2553	2748
	Thumbpiece (non-handed)									
25-V-TP	512TP	1962	2404	2062	2351	2504	2544	2396	2436	2660
25-V-TP-BE	512TP-BE	1962	2404	2062	2351	2504	2544	2396	2436	2660
*** 25-V-NL**	512-NL*	1894	2324	1994	2271	2412	2452	2328	2368	2568
	Knob (non-handed)									
25-V-K	513K	1906	2362	2006	2309	2454	2494	2340	2380	2610
25-V-K-BE	513K-BE	1906	2362	2006	2309	2454	2494	2340	2380	2610
25-V-K-NL	513K-NL	1906	2362	2006	2309	2454	2494	2340	2380	2610
25-V-K-DT	513K-DT	1906	2362	2006	2309	2454	2494	2340	2380	2610
	DT Pull (717 handed and field reversible, 512 non-handed)									
25-V-DT	717DT	1822	2324	1974	2271	2354	2394	2256	2296	2510
25-V-DT	512DT	1845	2252	1945	2199	2412	2452	2279	2319	2568

*** These devices and 510L, 510L-BE, 510L-NL, 510L-DT, 511L, 512NL trims are available in 643E, US15, and US19 finishes.**

REFERENCE NOTES:
2' devices will have 10" touch pad
25 Series ordered in 313AN will be supplied with trims in SP313.
25-V Device ordered in US15 will be supplied with US32D Rod and Latch Cover.
Handing: The 25-V Device is handed and field reversible. Trims are furnished RHR when handing is not specified.
Extension Rods: For door heights over 7'0" up to 8'0", 12" extension rods are furnished at no additional charge at the time of device order. For door heights over 8'0" up to 10'0" extension rods are furnished at prices shown in parts section with the device at the time of order. MUST specify door height on order line.

Sex Bolts:
Optional Sex Bolts are recommended for center case and latch mounting when device is used with hollow core wood, composite or light gauge hollow metal doors. See chart below for quantities and list prices.

Application	Latches Sex Bolt 2729 (Optional)	Device Sex Bolt 425 (Optional)	List Add
Hollow core wood, composite or light gauge hollow metal doors - **EO (exit only device)**	6	6	186
Hollow core wood, composite or light gauge hollow metal doors - **Device x Trim**	6	2	118
Hollow core wood, composite or light gauge hollow metal doors - **EO (exit only device) LBR**	3	6	144
Hollow core wood, composite or light gauge hollow metal doors - **Device x Trim LBR**	3	2	76

Prices subject to change without notice

3' Devices are priced with standard trim and strikes, 4' add $23 list and 2' (less label) add $140 list. Cylinders are not included in the price.

FIRE EXIT HARDWARE
Surface Vertical Rod Devices
(Includes 3788 & 2130 Strikes)

	Trim/Control	US28	US32D	313AN	US19* US26D	US26	US32	US10	US4	US3 643E* US15*
* **F-25-V-EO**		1834	2238	1934	2185	2268	2308	2268	2308	2424
* **F-25-V-NL-OP**	(Supplied as NL less trim)	1834	2238	1934	2185	2268	2308	2268	2308	2424
	Lever - Dane (handed and field reversible)									
* **F-25-V-L**	510L*	2243	2721	2343	2668	2760	2800	2677	2717	2916
* **F-25-V-L-BE**	510L-BE*	2243	2721	2343	2668	2760	2800	2677	2717	2916
* **F-25-V-L-NL**	510L-NL*	2162	2625	2262	2572	2719	2759	2596	2636	2875
* **F-25-V-L-DT**	510L-DT*	2162	2625	2262	2572	2719	2759	2596	2636	2875
	VR Lever (handed and field reversible)									
* **F-25-V-L**	511L*	2317	2790	2417	2737	2830	2870	2751	2791	2986
	Thumbpiece (non-handed)									
F-25-V-TP	512TP	2200	2642	2300	2589	2742	2782	2634	2674	2898
F-25-V-TP-BE	512TP-BE	2200	2642	2300	2589	2742	2782	2634	2674	2898
* **F-25-V-NL**	512-NL*	2132	2562	2232	2509	2650	2690	2566	2606	2806
	Knob (non-handed)									
F-25-V-K	513K	2144	2600	2244	2547	2692	2732	2578	2618	2848
F-25-V-K-BE	513K-BE	2144	2600	2244	2547	2692	2732	2578	2618	2848
F-25-V-K-NL	513K-NL	2144	2600	2244	2547	2692	2732	2578	2618	2848
F-25-V-K-DT	513K-DT	2144	2600	2244	2547	2692	2732	2578	2618	2848
	DT Pull (717 handed and field reversible, 512 non-handed)									
F-25-V-DT	717DT	2060	2562	2212	2509	2592	2632	2494	2534	2748
F-25-V-DT	512DT	2083	2490	2183	2437	2650	2690	2517	2557	2806

*** These devices and 510L, 510L-BE, 510L-NL, 510L-DT, 511L, 512NL trims are available in 643E, US15, and US19 finishes.**

REFERENCE NOTES:
2' devices will have 10" touch pad
25 Series ordered in 313AN will be supplied with trims in SP313.
25-V Device ordered in US15 will be supplied with US32D Rod and Latch Cover.
Handing: The F-25-V Device is handed and field reversible. Trims are furnished RHR when handing is not specified.
Extension Rods: For door heights over 7'0" up to 8'0", 12" extension rods are furnished at no additional charge at the time of device order. For door heights over 8'0" up to 10'0" extension rods are furnished at prices shown in parts section with the device at the time of order. MUST specify door height on order line.

Sex Bolts:
Sex Bolts are supplied for center case mounting and latch mounting when device is used with wood, composite or non-reinforced hollow metal doors. See chart below for quantities.

Application	Latches Sex Bolt 2729 (Supplied)	Device Sex Bolt 425 (Supplied)
Wood, composite or non-reinforced hollow metal doors - **EO (exit only device)**	6	6
Wood, composite or non-reinforced hollow metal doors - **Device x Trim**	6	2
Wood, composite or non-reinforced hollow metal doors - **EO (exit only device) LBR**	3	6
Wood, composite or non-reinforced hollow metal doors - **Device x Trim LBR**	3	2

Prices subject to change without notice

3' Devices are priced with standard trim and strike, 4' add $23 list.
Cylinders are not included in the price.

EXIT HARDWARE
Mortise Lock Devices
(Includes 1279 Strike)

	Trim/Control	US28	US32D	313AN	US19* US26D	US26	US32	US10	US4	US3 643E* US15*
* **25-M-EO**		1452	1811	1543	1776	1848	1883	1848	1885	1993
* **25-M-NL-OP**	(Supplied as NL less trim)	1452	1811	1543	1776	1848	1883	1848	1885	1993
	Lever - Dane									
* **25-M-L**	510L*	1861	2294	1952	2259	2340	2375	2257	2294	2485
* **25-M-L-BE**	510L-BE*	1861	2294	1952	2259	2340	2375	2257	2294	2485
* **25-M-L-NL**	510L-NL*	1780	2198	1871	2163	2299	2334	2176	2213	2444
* **25-M-L-DT**	510L-DT*	1780	2198	1871	2163	2299	2334	2176	2213	2444
	VR Lever									
* **25-M-L**	511L*	1935	2363	2026	2328	2410	2445	2331	2368	2555
	Thumbpiece									
25-M-TP	512TP	1818	2215	1909	2180	2322	2357	2214	2251	2467
25-M-TP-BE	512TP-BE	1818	2215	1909	2180	2322	2357	2214	2251	2467
* **25-M-NL**	512-NL*	1750	2135	1841	2100	2230	2265	2146	2183	2375
	Knob									
25-M-K	513K	1762	2173	1853	2138	2272	2307	2158	2195	2417
25-M-K-BE	513K-BE	1762	2173	1853	2138	2272	2307	2158	2195	2417
25-M-K-NL	513K-NL	1762	2173	1853	2138	2272	2307	2158	2195	2417
25-M-K-DT	513K-DT	1762	2173	1853	2138	2272	2307	2158	2195	2417
	DT Pull									
25-M-DT	717DT	1678	2135	1821	2100	2172	2207	2074	2111	2317
25-M-DT	512DT	1701	2063	1792	2028	2230	2265	2097	2134	2375

*** These devices and 510L, 510L-BE, 510L-NL, 510L-DT, 511L, 512NL trims are available in 643E, US15, and US19 finishes.**

REFERENCE NOTES:
25 Series ordered in 313AN will be supplied with trims in SP313.
Handing: The 25-M Device is handed and not field reversible. Specify handing RHR or LHR.

Sex Bolts:

Optional Sex Bolts are recommended for center case and latch mounting when device is used with hollow core wood, composite or light gauge hollow metal doors. See chart below for quantities and list prices.

Application	Device Sex Bolt 425 (Optional)	List Add
Hollow core wood, composite or light gauge hollow metal doors - **EO (exit only device)**	6	102
Hollow core wood, composite or light gauge hollow metal doors - **Device x Trim**	2	34

Prices subject to change without notice

3' Devices are priced with standard trim and strike, 4' add $23 list.
Cylinders are not included in the price.

FIRE EXIT HARDWARE
Mortise Lock Devices
(Includes 1279 Strike)

	Trim/Control	US28	US32D	313AN	US19* US26D	US26	US32	US10	US4	US3 643E* US15*
*** F-25-M-EO**		1690	2049	1781	2014	2086	2121	2086	2123	2231
*** F-25-M-NL-OP**	(Supplied as NL less trim)	1690	2049	1781	2014	2086	2121	2086	2123	2231
	Lever - Dane									
*** F-25-M-L**	510L*	2099	2532	2190	2497	2578	2613	2495	2532	2723
*** F-25-M-L-BE**	510L-BE*	2099	2532	2190	2497	2578	2613	2495	2532	2723
*** F-25-M-L-NL**	510L-NL*	2018	2436	2109	2401	2537	2572	2414	2451	2682
*** F-25-M-L-DT**	510L-DT*	2018	2436	2109	2401	2537	2572	2414	2451	2682
	VR Lever									
*** F-25-M-L**	511L*	2173	2601	2264	2566	2648	2683	2569	2606	2793
	Thumbpiece									
F-25-M-TP	512TP	2056	2453	2147	2418	2560	2595	2452	2489	2705
F-25-M-TP-BE	512TP-BE	2056	2453	2147	2418	2560	2595	2452	2489	2705
*** F-25-M-NL**	512-NL*	1988	2373	2079	2338	2468	2503	2384	2421	2613
	Knob									
F-25-M-K	513K	2000	2411	2091	2376	2510	2545	2396	2433	2655
F-25-M-K-BE	513K-BE	2000	2411	2091	2376	2510	2545	2396	2433	2655
F-25-M-K-NL	513K-NL	2000	2411	2091	2376	2510	2545	2396	2433	2655
F-25-M-K-DT	513K-DT	2000	2411	2091	2376	2510	2545	2396	2433	2655
	DT Pull									
F-25-M-DT	717DT	1916	2373	2059	2338	2410	2445	2312	2349	2555
F-25-M-DT	512DT	1939	2301	2030	2266	2468	2503	2335	2372	2613

*** These devices and 510L, 510L-BE, 510L-NL, 510L-DT, 511L, 512NL trims are available in 643E, US15, and US19 finishes.**

REFERENCE NOTES:
25 Series ordered in 313AN will be supplied with trims in SP313.
Handing: The F-25-M Device is handed and not field reversible. Specify handing RHR or LHR.

Sex Bolts:
Optional Sex Bolts are supplied for center case mounting when device is used with hollow core wood, composite or light gauge hollow metal doors. See chart below for quantities.

Application	Device Sex Bolt 425 (Supplied)
Hollow core wood, composite or light gauge hollow metal doors - EO (exit only device)	6
Hollow core wood, composite or light gauge hollow metal doors - Device x Trim	2

Prices subject to change without notice

3' Devices are priced with standard trim and strikes, 4' add $23 list and 2' (less label) add $140 list. Cylinders are not included in the price.

EXIT HARDWARE
Concealed Vertical Rod Devices
(Includes 4188 Strikes)

	Trim/Control	US28	US32D	313AN	US19* US26D	US26	US32	US10	US4	US3 643E* US15*
*** 25-C-EO**		1636	2080	1737	2000	2080	2119	2080	2119	2241
	Lever - Dane (handed and field reversible)									
*** 25-C-L**	510L*	2045	2563	2146	2483	2572	2611	2489	2528	2733
*** 25-C-L-BE**	510L-BE*	2045	2563	2146	2483	2572	2611	2489	2528	2733
*** 25-C-L-NL**	510L-NL*	1964	2467	2065	2387	2531	2570	2408	2447	2692
*** 25-C-L-DT**	510L-DT*	1964	2467	2065	2387	2531	2570	2408	2447	2692
	VR Lever (handed and field reversible)									
*** 25-C-L**	511L*	2119	2632	2220	2552	2642	2681	2563	2602	2803
	Thumbpiece (non-handed)									
25-C-TP	512TP	2002	2484	2103	2404	2554	2593	2446	2485	2715
25-C-TP-BE	512TP-BE	2002	2484	2103	2404	2554	2593	2446	2485	2715
*** 25-C-NL**	512-NL*	1934	2404	2035	2324	2462	2501	2378	2417	2623
	Knob (non-handed)									
25-C-K	513K	1946	2442	2047	2362	2504	2543	2390	2429	2665
25-C-K-BE	513K-BE	1946	2442	2047	2362	2504	2543	2390	2429	2665
25-C-K-NL	513K-NL	1946	2442	2047	2362	2504	2543	2390	2429	2665
25-C-K-DT	513K-DT	1946	2442	2047	2362	2504	2543	2390	2429	2665
	DT Pull (717 handed and field reversible, 512 non-handed)									
25-C-DT	717DT	1862	2404	2015	2324	2404	2443	2306	2345	2565
25-C-DT	512DT	1885	2332	1986	2252	2462	2501	2329	2368	2623
	Delta Trim (handed and field reversible)									
*** 25-C-C**	718C*	1811	2328	1963	2248	2328	2367	2255	2294	2489

*** These devices and 510L, 510L-BE, 510L-NL, 510L-DT, 511L, 512NL trims are available in 643E, US15, and US19 finishes.**

REFERENCE NOTES:
2' devices will have 10" touch pad
25 Series ordered in 313AN will be supplied with trims in SP313.
Handing: The 25-C Device is handed and field reversible. Trims are furnished RHR when handing is not specified.
Extension Rods: For door heights over 7'0" up to 8'0", 12" extension rods are furnished at no additional charge at the time of device order. For door heights over 8'0" up to 10'0" extension rods are furnished at prices shown in parts section with the device at the time of order. MUST specify door height on order line.

Sex Bolts:
Optional Sex Bolts are recommended for center case mounting when device is used with light gauge hollow metal doors. See chart below for quantities and list prices.

Application	Sex Bolt 425 (Optional)	List Add
Light gauge hollow metal doors - **EO (exit only device)**	6	102
Light gauge hollow metal doors - **Device x Trim**	2	34

Prices subject to change without notice

3' Devices are priced with standard trim and strikes, 4' add $23 list and 2' (less label) add $140 list. Cylinders are not included in the price.

FIRE EXIT HARDWARE
Concealed Vertical Rod Devices
(Includes 4188 and 2130 Strikes)

	Trim/Control	US28	US32D	313AN	US19* US26D	US26	US32	US10	US4	US3 643E* US15*
* **F-25-C-EO**		1874	2318	1975	2238	2318	2357	2318	2357	2479
	Lever - Dane (handed and field reversible)									
* **F-25-C-L**	510L*	2283	2801	2384	2721	2810	2849	2727	2766	2971
* **F-25-C-L-BE**	510L-BE*	2283	2801	2384	2721	2810	2849	2727	2766	2971
* **F-25-C-L-NL**	510L-NL*	2202	2705	2303	2625	2769	2808	2646	2685	2930
* **F-25-C-L-DT**	510L-DT*	2202	2705	2303	2625	2769	2808	2646	2685	2930
	VR Lever (handed and field reversible)									
* **F-25-C-L**	511L*	2357	2870	2458	2790	2880	2919	2801	2840	3041
	Thumbpiece (non-handed)									
F-25-C-TP	512TP	2240	2722	2341	2642	2792	2831	2684	2723	2953
F-25-C-TP-BE	512TP-BE	2240	2722	2341	2642	2792	2831	2684	2723	2953
* **F-25-C-NL**	512-NL*	2172	2642	2273	2562	2700	2739	2616	2655	2861
	Knob (non-handed)									
F-25-C-K	513K	2184	2680	2285	2600	2742	2781	2628	2667	2903
F-25-C-K-BE	513K-BE	2184	2680	2285	2600	2742	2781	2628	2667	2903
F-25-C-K-NL	513K-NL	2184	2680	2285	2600	2742	2781	2628	2667	2903
F-25-C-K-DT	513K-DT	2184	2680	2285	2600	2742	2781	2628	2667	2903
	DT Pull (717 handed and field reversible, 512 non-handed)									
F-25-C-DT	717DT	2100	2642	2253	2562	2642	2681	2544	2583	2803
F-25-C-DT	512DT	2123	2570	2224	2490	2700	2739	2567	2606	2861
	Delta Trim (handed and field reversible)									
* **F-25-C-C**	718C*	2049	2566	2201	2486	2566	2605	2493	2532	2727

*** These devices and 510L, 510L-BE, 510L-NL, 510L-DT, 511L, 512NL trims are available in 643E, US15, and US19 finishes.**

REFERENCE NOTES:
2' devices will have 10" touch pad
25 Series ordered in 313AN will be supplied with trims in SP313.
Handing: The F-25-C Device is handed and field reversible. Trims are furnished RHR when handing is not specified.
Extension Rods: For door heights over 7'0" up to 8'0", 12" extension rods are furnished at no additional charge at the time of device order. For door heights over 8'0" up to 10'0" extension rods are furnished at prices shown in parts section with the device at the time of order. MUST specify door height on order line.

Sex Bolts:
Sex Bolts are supplied for center case mounting when device is used with non-reinforced hollow metal doors.
See chart below for quantities.

Application	Sex Bolt 425 (Supplied)
Non-reinforced hollow metal doors - **EO (exit only device)**	6
Non-reinforced hollow metal doors - **Device x Trim**	2

Prices subject to change without notice

3' Devices are priced with standard trim and strikes, 4' add $23 list and 2' (less label) add $140 list. Cylinders are not included in the price.

EXIT HARDWARE
Wood Door Concealed Vertical Rod
(Includes 4188 and 2130 Strikes)

	Trim/Control	US28	US32D	313AN	US19* US26D	US26	US32	US10	US4	US3 643E* US15*
*** 25-CWDC-EO**		1852	2308	1968	2264	2354	2398	2354	2398	2536
	Lever - Dane (handed and field reversible)									
*** 25-CWDC-L**	510L*	2261	2791	2377	2747	2846	2890	2763	2807	3028
*** 25-CWDC-L-BE**	510L-BE*	2261	2791	2377	2747	2846	2890	2763	2807	3028
*** 25-CWDC-L-NL**	510L-NL*	2180	2695	2296	2651	2805	2849	2682	2726	2987
*** 25-CWDC-L-DT**	510L-DT*	2180	2695	2296	2651	2805	2849	2682	2726	2987
	VR Lever (handed and field reversible)									
*** 25-CWDC-L**	511L*	2335	2860	2451	2816	2916	2960	2837	2881	3098
	Thumbpiece (non-handed)									
25-CWDC-TP	512TP	2218	2712	2334	2668	2828	2872	2720	2764	3010
25-CWDC-TP-BE	512TP-BE	2218	2712	2334	2668	2828	2872	2720	2764	3010
*** 25-CWDC-NL**	512-NL*	2150	2632	2266	2588	2736	2780	2652	2696	2918
	Knob (non-handed)									
25-CWDC-K	513K	2162	2670	2278	2626	2778	2822	2664	2708	2960
25-CWDC-K-BE	513K-BE	2162	2670	2278	2626	2778	2822	2664	2708	2960
25-CWDC-K-NL	513K-NL	2162	2670	2278	2626	2778	2822	2664	2708	2960
25-CWDC-K-DT	513K-DT	2162	2670	2278	2626	2778	2822	2664	2708	2960
	DT Pull (717 handed and field reversible, 512 non-handed)									
25-CWDC-DT	717DT	2078	2632	2246	2588	2678	2722	2580	2624	2860
25-CWDC-DT	512DT	2101	2560	2217	2516	2736	2780	2603	2647	2918
	Delta Trim (handed and field reversible)									
*** 25-CWDC-C**	718C*	2027	2556	2194	2512	2602	2646	2529	2573	2784

*** These devices and 510L, 510L-BE, 510L-NL, 510L-DT, 511L, 512NL trims are available in 643E, US15, and US19 finishes.**

REFERENCE NOTES:
2' devices will have 10" touch pad
25 Series ordered in 313AN will be supplied with trims in SP313.
Handing: The 25-CWDC Device is handed and field reversible. Trims are furnished RHR when handing is not specified.
Extension Rods: For door heights over 7'0" up to 8'0", 12" extension rods are furnished at no additional charge at the time of device order.
For door heights over 8'0" up to 10'0" extension rods are furnished at prices shown in parts section with the device at the time of order.
MUST specify door height on order line.

Sex Bolts:
Optional Sex Bolts are recommended for center case mounting when device is used with hollow core wood or composite doors.
See chart below for quantities and list prices.

Application	Device Sex Bolt 425 (Optional)	List Add
Hollow core wood or composite doors - **EO (exit only device)**	6	102
Hollow core wood or composite doors - **Device x Trim**	2	34

Prices subject to change without notice

3' Devices are priced with standard trim and strikes, 4' add $23 list and 2' (less label) add $140 list. Cylinders are not included in the price.

FIRE EXIT HARDWARE
Wood Door Concealed Vertical Rod
(Includes 4188 and 2130 Strikes)

	Trim/Control	US28	US32D	313AN	US19* US26D	US26	US32	US10	US4	US3 643E* US15*
*** F-25-CWDC-EO**		2090	2546	2206	2502	2592	2636	2592	2636	2774
	Lever - Dane									
*** F-25-CWDC-L**	510L*	2499	3029	2615	2985	3084	3128	3001	3045	3266
*** F-25-CWDC-L-BE**	510L-BE*	2499	3029	2615	2985	3084	3128	3001	3045	3266
*** F-25-CWDC-L-NL**	510L-NL*	2418	2933	2534	2889	3043	3087	2920	2964	3225
*** F-25-CWDC-L-DT**	510L-DT*	2418	2933	2534	2889	3043	3087	2920	2964	3225
	VR Lever									
*** F-25-CWDC-L**	511L*	2573	3098	2689	3054	3154	3198	3075	3119	3336
	Thumbpiece									
F-25-CWDC-TP	512TP	2456	2950	2572	2906	3066	3110	2958	3002	3248
F-25-CWDC-TP-BE	512TP-BE	2456	2950	2572	2906	3066	3110	2958	3002	3248
*** F-25-CWDC-NL**	512-NL*	2388	2870	2504	2826	2974	3018	2890	2934	3156
	Knob									
F-25-CWDC-K	513K	2400	2908	2516	2864	3016	3060	2902	2946	3198
F-25-CWDC-K-BE	513K-BE	2400	2908	2516	2864	3016	3060	2902	2946	3198
F-25-CWDC-K-NL	513K-NL	2400	2908	2516	2864	3016	3060	2902	2946	3198
F-25-CWDC-K-DT	513K-DT	2400	2908	2516	2864	3016	3060	2902	2946	3198
	DT Pull									
F-25-CWDC-DT	717DT	2316	2870	2484	2826	2916	2960	2818	2862	3098
F-25-CWDC-DT	512DT	2339	2798	2455	2754	2974	3018	2841	2885	3156
	Delta Trim (handed and field reversible)									
*** F-25-CWDC-C**	718C*	2265	2794	2432	2750	2840	2884	2767	2811	3022

*** These devices and 510L, 510L-BE, 510L-NL, 510L-DT, 511L, 512NL trims are available in 643E, US15, and US19 finishes.**

REFERENCE NOTES:
2' devices will have 10" touch pad
Consult wood door manufacturer for listing compatibility.
25 Series ordered in 313AN will be supplied with trims in SP313.
Extension Rods: For door heights over 7'0" up to 8'0", 12" extension rods are furnished at no additional charge at the time of device order. For door heights over 8'0" up to 10'0" extension rods are furnished at prices shown in parts section with the device at the time of order. MUST specify door height on order line.
Handing: The F-25-CWDC Device is handed and field reversible. Trims are furnished RHR when handing is not specified.

Sex Bolts:
Sex Bolts are supplied for center case mounting when device is used with hollow core or composite doors. See chart below for quantities.

Application	Device Sex Bolt 425 (Supplied)
Hollow core or composite doors - **EO (Exit only device)**	6
Hollow core or composite doors - **Device x Trim**	2

Prices subject to change without notice

Cylinder Dogging
Not for use with Fire Exit Hardware

Prefix		List Add
CD	Cylinder Dogging available on all 25 series Panic Devices.	79
LD	Less Dogging available on all 25 series Panic Devices.	N/C

Less Bottom Rod

Suffix		List Add
LBR	Less Bottom Rod available with UL Fire Label at no additional charge on F-25-V and F-25-C devices. **Fire rated LBR devices must be ordered in pairs of Vertical Rod Devices.** For Fire Rated Devices specify one device LBR and second device LBR-AFL. Second device provided with a Fire Pin. For panic devices, deduct $66	N/C

Accessible Device

Suffix		List Add
AX	Accessible device compliant with the California Building Code (Section 11B-309.4) requirement for 5 lb. maximum operational force. Available on 3' and 4' AX-25-R, AX-F-25-R, AX-25-V, AX-F-25-V, AX-25-V-LBR, AX-F-25-V-LBR/LBR-AFL, AX-25-C, AX-F-25-C, AX-25-C-LBR, AX-F-25-C-LBR/LBR-AFL. Trim functions available EO, DT, NL, L, L-BE, L-NL, L-DT, NL-OP, and C. Other device and trim options compatible with AX25 devices: EL, RX, DM, LM, CON, EA, FSA/FSE, CD, LD.	31

Hurricane Device
Meets all FBC Hurricane Listings. Consult factory for specific Applications.

Prefix		List Add
HH	**Hurricane option** available on 25-R*, F-25-R, 25-V, F-25-V. Prefix device "HH". **Note:** HH-25-V-EO and HH-F-25-V-EO, will be supplied with twelve sexbolts. **Add $186.00 LIST.** Other device functions will be supplied with eight sexbolts. **Add $118.00 LIST**. *HH-25-R requires 299F Strike; Strike 299F will be provided/charged in place of Strike 299. **Standard Devices 25-C, F-25-C, 25-M, F-25-M** meet all FBC Hurricane listing requirements. Consult factory for specific applications. Prefix "HH" is not required on these devices.	36 N/C

Electric Latch Retraction

Prefix		List Add
EL	**Electric Latch Retraction** - Available on all 25 series Panic and Fire Devices Electric Latch cannot be used in combination with CD, EA or KOR options.	914
MEL	**Motorized Electric Latch Retraction -** Available on all 25 series Panic and Fire Devices except for 25-M and F-25-M. Motorized Electric Latch Retraction cannot be used in combination with AX, HD, CD, EA, or KOR options	839

REFERENCE NOTE:
PS914 is required for EL operation. See Power Supply section for more detail.

Device Monitoring

Prefix		List Add
RX	**Touch Bar Request to Exit Switch** available on all 25 series devices. RX dogging monitoring switch can be used in combination with a second DM or LM switch.	253
DM	**Latch Bolt Monitor Switch** (provide signal when latch bolt is fully extended) DM device monitoring switch can be used in combination with a RX switch.	266
LM	**Latch Bolt Monitoring Switch** (provide signal when latch bolt is fully retracted) LM device monitoring switch can be used in combination with a RX switch.	253
KOR	**Key Override** - Override device monitoring on a door by use of a keyed cylinder. KOR must be used in combination with a device monitoring switch.	71

Allegion Connect

Suffix		List Add
CON	Cross-category solution using common interconnect components for electrified options. Available with MEL, MEL-RX, EL, RX, EA, EL-RX, options.	N/C

NOTE: For wire harness options refer to Power Supply and Electronic Component Section.

Prices subject to change without notice

Exit Alarm

Prefix		List Add
EA	**Exit Alarm** available on 25R, 25V, 25C, 25C-WDC, and 25M Panic and Fire Devices. Price includes switch - "RX" is standard, "LM" is optional at no charge. To order "Less Switch", **Deduct $253 list.** For vertical rod tampering monitoring on Surface Vertical Devices, specify device with DM (Latch Bolt Monitor Switch). **Add $266 list.** 9 volt battery included.	629

Electric Lock or Unlock of Trims

Prefix		List Add
FSA	**Electric Lock/Unlock Trim, Fail Safe** (unlocks when power is interrupted).	370
FSE	**Electric Lock/Unlock Trim, Fail Secure** (locks when power is interrupted).	370

REFERENCE NOTES:
FSA/FSE available on all 25 series devices.
Available with TP, K, or L functions only.
Can be used in combination with EL, EA, or any device monitoring switch.
Power supply PS902 is the recommended power supply for use with FSA/FSE trim. If paired with an EL device, PS914 is required.
See the power supply section for more information.

Schlage Electronic Exit Trim

AD series Electronic Exit Trim is available on Series 25 for rim. AD-300/400 network trim is available exclusively with Series 25 devices when mounted with LC-RX switch must be specified with exit device.

Four communication options:
AD-200 993 Offline, access rights stored on lock.
AD-250 993 Offline, access rights on stored magnetic stripe credential.
AD-300 993 Networked Hardware Locks.
AD-400 993 Networked Wireless Locks

For complete pricing information refer to Schlage Electronic Security Price Book

Cylinders are not included in price.

Lever Trim

Model No.	Lever Style	Device Type	Description	SP28 SP313 US4 US10	US32D US19* US26D	US3 643E* US15* US26 US32
510L	Dane	R,V,M,C	Lever, Key Locks or Unlocks	409	483	492
510L-NL	Dane	R,V,M,C	Lever, Night Latch	328	387	451
510L-DT	Dane	R,V,M,C	Lever, Dummy Trim	328	387	451
510L-BE	Dane	R,V,M,C	Lever, Blank Escutcheon	409	483	492

*** 643E, US15, US19 are available on the lever trim type listed above except Sutro.**
510 series trim are handed and field reversible. Trims are furnished RHR when handing is not specified.
The Dane Lever is furnished standard. Optional lever designs Broadway, Boardwalk, Danish, Latitude, Longitude, Sutro, Quantum and Avalon are available at no additional charge.
Electric Lock or Unlock option is available on 510L function only.
Suffix **FSA** for Fail Safe operation, or **FSE** for Fail Secure operation, **add $370 List**.
Knurling on Dane lever, **add $80 List**. Contact factory for lead times.

Vandal Resistant Trim

Model No.	Lever Style	Device Type	Description	SP28 SP313 US4 US10	US32D US19* US26D	US3 643E* US15* US26 US32
511L*	Dane	R,V,M,C	Lever, Key Locks or Unlocks	483	552	562

*** 643E, US15, US19 are available on the lever trim type listed above except Sutro.**
511 series trim are handed and field reversible. Trims are furnished RHR when handing is not specified.
The Dane Lever is furnished standard. Optional lever designs Broadway, Boardwalk, Danish, Latitude, Longitude, Sutro, Quantum and Avalon are available at no additional charge.
Electric Lock or Unlock option is available on 511L.
Suffix **FSA** for Fail Safe operation, or **FSE** for Fail Secure operation, **add $370 List.**

Night Latch and Thumbpiece Trim

Model No.	Device Type	Description	SP28 SP313 US4 US10	US32D US19* US26D	US3 643E* US15* US26 US32
512NL*	R,V,M,C	Night Latch	298	324	382
512TP	R,V,M,C	Thumbpiece, Key Locks or Unlocks	366	404	474
512TP-BE	R,V,M,C	Thumbpiece, Blank Escutcheon	366	404	474

*** Available in 643E, US15, US19 on all Falcon Exit levers except for Sutro.**
Electric Lock or Unlock option is available on 512TP function only.
Suffix **FSA** for Fail Safe operation, or **FSE** for Fail Secure operation, **add $370 List**.

Knob Trim

Model No.	Device Type	Description	SP28 SP313 US4 US10	US32D US26D	US3 US26 US32
513K	R,V,M,C	Knob, Key Locks or Unlocks	310	362	424
513K-NL	R,V,M,C	Knob, Night Latch	310	362	424
513K-DT	R,V,M,C	Knob, Dummy Trim	310	362	424
513K-BE	R,V,M,C	Knob, Blank Escutcheon	310	362	424

Electric Lock or Unlock option is available on 513K function only.
Suffix **FSA** for Fail Safe operation, or **FSE** for Fail Secure operation, **add $370 List**.

Pull Trim

Model No.	Device Type	Description	SP28 SP313 US4 US10	US32D US26D	US3 US26 US32
512DT	R,V,M,C	Dummy Trim	249	252	382

Delta Trim

Model No.	Device Type	Description	SP28 US4 US10	SP313	US19* US26D US3, 643E* US15 US26
717DT	R,V,M,C	Dummy Trim	226	278	324
718C*	C	Night Latch Less Pull	175	226	248

*** Available in 643E and US19.**
717 and 718 series trim are handed and field reversible. Trims are furnished RHR when handing is not specified.

Prices subject to change without notice

Rim Strikes

Model	Description	Unfinished	US19	US26D	US32D	US4	US10	US10B	SP313	US3	US26	US32
264	24/25-R Panic Devices - Opt.	–	129	150	–	–	–	–	–	–	–	–
299	24/25-R Panic Devices - Std.	–	79	93	–	93	–	–	93	121	121	–
299F	24/25-R Fire Devices - Std.	–	97	–	130	152	152	152		175		175
499F	25-R Fire Devices - Opt.	–	231	–	243	–	–	–	–	–	–	–
1439	24/25-R Panic Devices - Opt.	–	187	–	–	–	–	–	–	–	–	–
1606	24/25-R Panic Devices - Opt.	93	–	–	–	–	–	–	–	–	–	–
1609	25-R Panic Devices - Opt.	–	129	145	–	145	145	145	–	156	156	–

Must be used with a Coordinator. Not a UL fire exit hardware listed application.

Vertical Rod Top Strikes

Model	Description	Unfinished
3788*	19/24/25/XX-V Panic and Fire Devices	66
4188	24/25/XX-C,CWDC Panic and Fire Devices	66

* For Flush Transom applications, Specify part number 4215-019 Angle Bracket, **add $68 List**.

Vertical Rod Bottom Strikes

Model	Description	Unfinished
2130	19-V/24/25/XX-V,C Panic or Fire - Std.	66
4155	19-V/24/25/XX-V,C Panic	66

Mortise Lock Strikes

Model	Description	Unfinished
1279	25/XX-M Panic and Fire Devices - Std.	66
F1280	25-M Fire Devices - Opt.	66

REFERENCE NOTES:
Refer to device catalogs for specific door application strike requirements.

Cover Plates & Filler Plates

Model No.	Description	Unfinished
3722	Strike cover - ASA 4-7/8"	16
3723	Mortise front - 8" x 1-1/4"	16
3721	Lock front - 2-1/4" x 1-1/8"	16

Cylinders

Model No.	Description	US26D	US3 , US4, US10B US10, US32, US32D
985	1-1/8" Mortise Cylinder with Straight Cam (#24)	77	81
986	1-1/4" Mortise Cylinder with Straight Cam (#24)	77	81
951	Rim Cylinder	77	81
C987	1-3/8" Interchangeable Core Mortise Cylinder Housing	45	47
C953	Interchangeable Core Rim Cylinder Housing	49	51

REFERENCE NOTES:
Interchangeable Core Cylinder Housing uses #5 cam.
Custom Keying not available. Falcon G - default keyway.
Cylinder type determined by trim function.
IC Cylinder Housings sold LESS SFIC
US11 finish = 643e

Cylinder Dogging Kits

Model No.	Description	Part No.	US3 , US4, US10, US26, US26D, US28, US32D, 313AN, US19
25CDK-3	25 Series - 3' device	650159	79
25CDK-4	25 Series - 4' device	650160	79

REFERENCE NOTES:
Cylinder Sold Separately.
When a device is ordered "with CD with Cylinder" a 1-1/4" mortise cylinder (986 Falcon G x straight cam KD) is supplied for CD.
CD Kits can also pair with a 1-1/8" mortise cylinder (985 Falcon G x straight cam KD). Must be ordered separately.

Dummy Touch Bars

3´ Device pricing below, 4´ add $23 list.

Model No.	Description	SP28 SP313	US4 US10	US32D	US3, US32, US15, US19, 643e, US26 US26D
250DT	24/25 Series Dummy Touch Bar	419	463	527	602
Optional Features:					
Prefix					**List Add**
RX	Touchbar Request to Exit Switch - For D250 only				253
KOR	Key Override device monitoring on a door by use of a keyed cylinder - For D250 only				71

250DT Parts

Part No.	Description	SP28,SP313, US32D	US4, US10	US26, US32	US26D	US3
600291	250 Front Cover Plate Pkg	30	41	116	37	59

Extension Rods

Part No.	Description	All Finishes
650006	24/25/19/XX-V Extension Rod 12" (ER12-V)	27
650007	24/25/19/XX-V Extension Rod 24" (ER24-V)	46
650008	24/25/19/XX-V Extension Rod 36" (ER36-V)	76
650017	24/25/XX-C, CWDC Extension Rod 12" (ER12-C)	27
650018	24/25/XX-C, CWDC Extension Rod 24" (ER24-C)	46
650019	24/25/XX-C, CWDC Extension Rod 36" (ER36-C)	76

REFERENCE NOTES:

1) Surface Vertical and Concealed Vertical Rod Devices for door heights over 7'0" up to 8'0", 12" extension rods are furnished at no additional charge at the time of device order. Must specify door height on order line.
2) For door heights over 8'0" up to 10'0" extension rods are furnished at prices shown above with the device at the time of order. MUST specify door height on order line.
3) Replacement extension rods can be ordered individually by the part numbers listed above.

Electric and Alarm Kits

Model No.	Description	Part #	Part Number w/ Allegion Connect (-CON)	US3, US4, US10, US19, US26 US26D, US28, US32D, 313AN
25-EAK-3	25 Series Exit Alarm Kit 3'	650167	650706	629
25-EAK-4	25 Series Exit Alarm Kit 4'	650168	650707	629

Model No.	Description	Part #	US3, US4, US10, US19, US26, US26D, US32D, SP28, SP313
ELK-3	24/25 Electric Latch Retraction Kit 3'	650147	914
ELK-4	24/25 Electric Latch Retraction Kit 4'	650148	914

Model No.	Description	Part #	Part Number w/ Allegion Connect (-CON)	US3, US4, US10, US26, US26D, US28, US32D, SP313
25-MELK-3	25 Motorized Electric Latch Retraction Kit 3'	47266630	47270546	839
25-MELK-4	25 Motorized Electric Latch Retraction Kit 4'	47266631	47270547	839

NOTE: MEL kit cannot be used to convert an EL device.

Model No.	Description	Part #	Unfinished
24/25 RX KIT	24/25 Series RX Switch Kit	650359	312

Prices subject to change without notice

Shim Kits

Model No.	Description	Part #	Unfinished	US19
SK25-R/M	25 Rim or 25 Mortise Shim Kit - 1/4"	650107	–	83
SK25-V-8	25 Surface Vertical Shim Kit - 1/4" - up to 8' doors	650108	–	83
SK25-V-10	25 Surface Vertical Shim Kit - 1/4" - over 8' up to 10' doors	650266	–	83
579	Retrofit Shim Kit - HH-25-R, HH-F25-R (Required)	650106	36	–

REFERENCE NOTES:
All shim kits for use on door thicknesses up to 2". Consult factory for door thickness over 2"

25 SLM Blocking

For use with devices on doors with special high density blocking material. Blocking material must be UL or Warnock Hersey approved.

Model No.		Part #	
F-25-R/C	F-25 Rim/Concealed Vertical SLM Blocking Kit	600335	24
F-25-V	F-25 Surface Vertical SLM Blocking Kit	600336	26

8500 Mortise Lock

Model No.	Description	US4 US10	US19	US10B	US3, US26 US26D
8500NL	Night Latch (Universal for all 25 Device Mortise Lock Trim Options)	405	508	508	508

REFERENCE NOTES:
US32D and US32 finish device supplied with US26D and US26 mortise lock.
Mortise Device is handed. For replacement of Mortise Lock only, handing is field reversible. Lock is furnished RHR when handing is not specified.
See Trim section for FSA/FSE options compatible with 8500NL, ordered as Trim option.

8500 Mortise Locks - Parts

Part No.	Description	Unfinished
3518	Dead Lock Arm Spring	13
3530	Auxiliary Bolt Actuator	44
661473	Auxiliary Bolt Spring	13
661472	Deadlocking Arm	44
3542	Cylinder Operating Arm	44

(F) 25 Exit Devices

Part No.	Description	Unfinished	US28	US32D	313AN	US26D	US10, US26 US32	US4	US3	US19
650239	25-R Center Case Kit	221	–	–	–	–	–	–	–	–
650240	F-25-R Center Case Kit	238	–	–	–	–	–	–	–	–
650242	(F) 25-V Center Case Kit	187	–	–	–	–	–	–	–	–
650244	(F) 25-C, CWDC Center Case Kit	171	–	–	–	–	–	–	–	–
650246	(F) 25-M Center Case Kit RHR	187	–	–	–	–	–	–	–	–
650398	(F) 25-M Center Case Kit LHR	187	–	–	–	–	–	–	–	–
650255	(F) 25-R Center Case Cover Kit	–	156	195	166	192	201	205	212	192
650257	(F) 25-V Center Case Cover Kit	–	156	195	166	192	201	205	212	192
650259	(F) 25-C, M Center Case Cover Kit	–	156	195	166	192	201	205	212	192
600307	25 Series Center Case Cover Mtg Pkg	–	–	–	15	–	15	15	15	–
650261	25-V/M/C Center Case Housing Kit	25	–	–	–	–	–	–	–	–
600308	25-V/M/C Center Case Housing Screw Pkg	14	–	–	–	–	–	–	–	–
650262	25-V Center Case Finger Kit	44	–	–	–	–	–	–	–	–
650263	25-C Center Case Finger Kit	35	–	–	–	–	–	–	–	–
600309	25-V/C Center Case Finger Screw Pkg	14	–	–	–	–	–	–	–	–
650378	25-M Center Case Slide Bar Assy RHR	94	–	–	–	–	–	–	–	–
650377	25-M Center Case Slide Bar Assy LHR	94	–	–	–	–	–	–	–	–
661412	25 Series Channel 3' Door	–	99	123	107	121	126	127	134	–
661413	25 Series Channel 4' Door	–	127	163	132	154	164	166	172	–
650227	F-25 Series Channel Cover 3'	–	49	49	49	49	49	49	49	–
650228	F-25 series Channel Cover 4'	–	52	52	52	52	52	52	52	–
650119	25 Series CD Channel Cover 3'	–	60	60	60	60	60	60	60	–
650120	25 Series CD Channel Cover 4'	–	70	70	70	70	70	70	70	–
650143	25 Series KOR Channel Cover 3'	–	78	78	78	78	78	78	78	–
650144	25 Series KOR Channel Cover 4'	–	82	82	82	82	82	82	82	–
650191	25 Series Hex Dogging Kit 3'	–	81	81	81	81	81	81	81	–
650192	25 Series Hex Dogging Kit 4'	–	86	86	86	86	86	86	86	–
610480	25 Dogging Housing	24	–	–	–	–	–	–	–	–
060109	25 Hex Dogging Key 7/32" (Pkg of 10)	18	–	–	–	–	–	–	–	–
650294	25 Channel End Cap Kit 1-3/4" Door	–	39		43	46	50	50	52	–
650348	25 Channel End Cap Kit 2-1/4" Door	–	39	49	43	46	50	50	52	–
600305	25 Series Channel Screw (Pkg of 10)	21	–	–	–	–	–	–	–	–
600310	25 Series Push Bar End Cap Kit	–	43	51	44	50	51	52	56	–
600319	25 Series Push Bar Guide Pkg	15	–	–	–	–	–	–	–	
650345	(F) 25-R/M Mounting Pkg 1-3/4" Door	27	–	–	–	–	–	–	–	–
650293	(F) 25-R/M Mounting Pkg 2-1/4" Door	27	–	–	–	–	–	–	–	–
650315	25-V Mounting Pkg 1-3/4" - 2-1/4" Door	52	–	–	–	–	–	–	–	–
650316	F-25-V Mounting Pkg 1-3/4" Door	52	–	–	–	–	–	–	–	–
650295	F-25-V Mounting Pkg 2-1/4" Door	52	–	–	–	–	–	–	–	–
650318	25-C Mounting Pkg 1-3/4" Door	38	–	–	–	–	–	–	–	–
650300	25-C Mounting Pkg 2-1/4" Door	38	–	–	–	–	–	–	–	–
650317	F-25-C Mounting Pkg 1-3/4" Door	38	–	–	–	–	–	–	–	–
650346	F-25-C Mounting Pkg 2-1/4" Door	38	–	–	–	–	–	–	–	–
650299	(F) 25-CWDC Mounting Pkg 1-3/4" Door	–	–	78	78	–	78	78	78	–
650296	(F) 25-CWDC Mounting Pkg 2-1/4" Door	–	–	–	78	–	78	78	78	–
060111	Cotter Key 1/8" x 1" (Pkg of 10)	18	–	–	–	–	–	–	–	–
600320	EL Solenoid Pkg	228	–	–	–	–	–	–	–	–
600321	EL Plunger Solenoid Pkg	86	–	–	–	–	–	–	–	–
650359	24/25 Series RX Switch Kit	312	–	–	–	–	–	–	–	–
050534	EL Potted Circuit Breaker	386	–	–	–	–	–	–	–	–
650265	Exit Alarm Label - Service	17	–	–	–	–	–	–	–	–
106182	EAK CON Adapter Harness	14	–	–	–	–	–	–	–	–
650713	LM SWITCH REPLACEMENT KIT	262	–	–	–	–	–	–	–	–
650712	LM CON SWITCH REPLACEMENT KIT	274	–	–	–	–	–	–	–	–
650715	DM SWITCH REPLACEMENT KIT	274	–	–	–	–	–	–	–	–
650714	DM CON SWITCH REPLACEMENT KIT	286	–	–	–	–	–	–	–	–
114320	MEL motor cable	16	–	–	–	–	–	–	–	–
47269206	MEL motor cable with 6' cable	73	–	–	–	–	–	–	–	–
106198	MEL/EL CON Adapter Harness	16	–	–	–	–	–	–	–	–
040069	MEL Motor Cable with MEL CON Adapter Harness	73	–	–	–	–	–	–	–	–
47270298	25 Series 3' MEL channel cover plate	–	118	118	118	118	118	118	118	118
47270299	25 Series 4' MEL channel cover plate	–	123	123	123	123	123	123	123	123
47266852	MEL motor mounting screws, pkg. of 2	24	–	–	–	–	–	–	–	–

Prices subject to change without notice

(F) 25 Exit Devices - Latches and Rods

Part No.	Description	Unfinished	SP28	SP313 US32D	US19	US26D	US32 US26	US3 US4 US10
650389	25-V Top Latch Case	149	–	–	–	–	–	–
650375	F-25-V Top Latch Case	153	–	–	–	–	–	–
650202	25-V Latch Case Cover Kit	–	86	86	112	112	112	112
650336	25-V Latch Case Cover Mounting Pkg	–	13	13		13	13	13
650311	25-V Rod Guide Kit	–	66	70	112	–	83	62
650387	25-V Bottom Bolt Guide (Latch cover sold separately)	14	–	–	–	–	–	–
3777	25-V Top Rod Kit	–	112	112	112	–	112	112
610055	25-V Bottom Rod Kit	–	151	151	–	–	151	151
5494	F-25-V Auxiliary Fire Pin Kit (LBR application only)	191	–	–	–	–	–	–
603	25-C, C-WDC Top Latch Case	254	–	–	–	–	–	–
F603	F-25-C Top Latch Case	354	–	–	–	–	–	–
WF603	F-25-CWDC Top Latch Case	354	–	–	–	–	–	–
650339	(F) 25-C, CWDC Top Latch Release Kit	–	–	50	–	50	43	43
4567	25-C Bottom Bolt Guide	60	–	–	–	–	–	–
4835	25-CWDC Bottom Bolt Guide	55	–	–	–	–	–	–
4694	F-25-CWDC Latch Bracket	14	–	–	–	–	–	–
650376	(F) 25-C, CWDC Center Slide Assy	355	–	–	–	–	–	–
4832	(F) 25-CWDC Center Slide Reinforcement Plate	44	–	–	–	–	–	–
4833	24-CWDC Reinforcement Plate	–	40	40	–	–	54	54
4834	24-CWDC Reinforcement Plate w/ Access Hole	–	40	40	–	–	54	54
610061	(F) 25-C, CWDC Top Rod Kit	112	–	–	–	–	–	–
610057	(F) 25-C, CWDC Bottom Rod Kit	151	–	–	–	–	–	–
5494	F-25-C Auxiliary Fire Pin Kit (LBR application only)	191	–	–	–	–	–	–
660002	#10 x 1 1/4" FPHSMS Clear Zinc	13	–	–	–	–	–	–

25 Series Trim

Part No.	Description	Unfinished	SP28	SP313	US26D US32D	US10 US26	US4 US32	US3	US19	US15
600272	510 Backplate Assembly	36	-	-	-	-	-	-	–	–
600273	510/512/513 Slider	93	–	–	–	–	–	–	–	–
600282	511L Slider Assy	220	–	–	–	–	–	–	–	–
090041	Hook Spring Pkg	16	–	–	–	–	–	–	–	–
600274	510/511L Spring (Pkg of 2)	27	–	–	–	–	–	–	–	–
600284	512TP/513K Spring (Pkg of 2)	15	–	–	–	–	–	–	–	–
600275	510L/512TP/513K Locking Hook	36	–	–	–	–	–	–	–	–
600281	510L-NL/512NL/513K-NL Cam	38	–	–	–	–	–	–	–	–
600276	L/K Spindle Cam Kit	38	–	–	–	–	–	–	–	–
600280	L-NL/L-DT Spindle Cam Kit	40	–	–	–	–	–	–	–	–
600277	510/511/513 Spindle Cam Retaining Ring (Pkg of 10)	14	–	–	–	–	–	–	–	–
650267	510L/513K Shear Pin (Pkg of 10)	31	–	–	–	–	–	–	–	–
600283	511L Shear Pin (Pkg of 5)	14	–	–	–	–	–	–	–	–
600278	500 Series Cylinder Lock Nut	15	–	–	–	–	–	–	–	–
600279	500 Series Cylinder Nut Tool	26	–	–	–	–	–	–	–	–
600296	500 Series Security Collar	–	31	31	38	38	38	39	–	–
600289	Lower Pull Bracket Kit 1.3/4"	–	21	17	21	21	21	26	–	–
600290	Lower Pull Bracket Kit 2.1/4"	–	21	17	21	21	21	26	–	–
600285	512TP Thumbpiece	–	43	44	52	55	55	60	–	–
600286	512TP Thumbpiece Pivot Pin	13	–	–	–	–	–	–	–	–
600287	512TP Thumbpiece Bracket	17	–	–	–	–	–	–	–	–
600297	512TP Pull	–	173	186	218	221	227	238	–	–
600298	513K Knob Assy	–	172	787	213	220	225	237	–	–
600299	510L Dane Lever Kit	–	127	133	163	165	167	174	–	–
600300	510L Sutro Lever Kit	–	127	133	163	165	167	174	–	–
600301	510L Quantum Lever Kit	–	127	133	163	165	167	174	–	–
600337	510 Avalon Lever Kit	–	205	207	207	283	207	283	–	–
600288	Pull Grip Screw (Pkg of 10)	13	–	–	–	–	–	–	–	–
650231	512 Mounting Pkg 1-3/4"	–	–	13	13	–	13	–	–	–
650232	512 Mounting Pkg 2-1/4"	–	–	13	13	–	13	–	–	–
650235	510/511/512/513 Screw Pkg 1-3/4"	13	–	–	–	–	–	–	–	–
650237	510/511/512/513 Screw Pkg 2-1/4"	13	–	–	–	–	–	–	–	–
600208	CYL ASSY SCREW PKG	–	57	57	57	57	57	57	57	59
47562284	FSA/FSE Solenoid Kit & Plunger	211	–	–	–	–	–	–	–	–
600295	FSA/FSE Pivot Pin	13	–	–	–	–	–	–	–	–
650278	FSA/FSE Solenoid Spring	13	–	–	–	–	–	–	–	–

Prices subject to change without notice

Part No.	Description	List Price
650277	24/25 Maintenance Kit (See below for what is supplied in Kit)	2,282.00

Refill Parts/Packages

Part No.	Description	Refill List Price Each	Kit Contents Qty
299 Strike	299 Strike US19	78.00	5
325 SNB	325 Sex Bolt, 1/4-20 US32D (Pkg of 2)	35.00	10
425 SNB	425 Sex Bolt, 10-24 US32D (Pkg of 2)	35.00	10
4208	CD/EA/KOR Cylinder Retaining Bracket	13.00	30
060126	512/718 Lever Washer (Pkg of 10)	13.00	1
3894-000	Cylinder Nut BRS	13.00	10
650311	Rod Guide Kit US32D	70.00	6
650311	Rod Guide Kit SP28	66.00	2
650311	Rod Guide Kit SP313	70.00	2
060109	Hex Dogging Key 7/32" (Pkg of 10)	18.00	1
650231	512 Mtg Pkg US4 1-3/4" Dr	13.00	2
650231	512 Mtg Pkg US10B 1-3/4" Dr	13.00	2
650231	512 Mtg Pkg US26D 1-3/4" Dr	13.00	6
650294	24/25 End Cap Kit US32D 1-3/4" Dr.	49.00	6
650294	24/25 End Cap Kit US26D 1-3/4" Dr.	46.00	2
650294	24/25 End Cap Kit SP28 1-3/4" Dr.	39.00	1
650294	24/25 End Cap Kit SP313 1-3/4" Dr.	43.00	1
600283	511 Trim Shear Pin (Pkg of 5)	14.00	6
640001	24 Device Plastic Mounting Template	13.00	2
640002	25 Device Plastic Mounting Template	13.00	2
650267	510/513 Trim Shear Pin (Pkg of 10)	31.00	3
060112	8500 Lock Housing Screws (Pkg of 10)	13.00	2
060113	24/25-C Latch Screw (Pkg of 10)	13.00	5
060114	Rod Guide Screws (Pkg of 10)	13.00	3
060119	510/511/512/513 Back Plate Screws (Pkg of 10)	13.00	5
600309	25 Lift Finger Screws (Pkg of 2)	14.00	10
600173	8500 Lock Face Screws US3/US4/US10	13.00	10
600173	8500 Lock Face Screws US26D/US32D	13.00	10
600173	8500 Lock Face Screws US10B	13.00	10
060120	8500 Lock Backplate Screws (Pkg of 10)	13.00	5
060121	24/25-V Latch Cover Screws US26D/US32D/US28 (Pkg of 10)	13.00	5
060121	24/25-V Latch Cover Screws US3/US4/US10 (Pkg of 10)	13.00	5
060121	24/25-V Latch Cover Screws US10B (Pkg of 10)	13.00	5
060123	Electric Option Dogging Screw (Pkg of 10)	13.00	5
060122	K-NL/L-NL Spindle Cam Screw (Pkg of 10)	15.00	2
060124	K/L/TL Trim Lock Nut (Pkg of 10)	13.00	1
600305	24/25 Channel Screw (Pkg of 10)	21.00	3
060111	Cotter Key 1/8" x 1" (Pkg of 10)	18.00	5
600279	Cylinder Nut Tool (Pkg of 5)	26.00	2
060125	FSE/FSE Trim Pivot Pin (Pkg of 10)	13.00	2
600319	24/25 Pushbar Guide (Pkg of 2)	15.00	10
600278	25 Trim Cylinder Locknut	15.00	10
060117	25 Center Case Mtg Screws (Pkg of 10)	13.00	5
060118	24 Center Case Housing Screws (Pkg of 10)	13.00	5
060116	25-R/M Device Mounting Screws (Pkg of 10)	13.00	5
060115	FSA/FSE Trim Screws (Pkg of 10)	13.00	5
600307	24/25 Center Case Cover Screws US3 (Pkg of 4)	15.00	12
600307	24/25 Center Case Cover Screws US4 (Pkg of 4)	15.00	12
600307	24/25 Center Case Cover Screws US10 (Pkg of 4)	15.00	12
600307	24/25 Center Case Cover Screws US10B (Pkg of 4)	15.00	12
600307	24/25 Center Case Cover Screws US26D/US32D/SP28 (Pkg of 4)	15.00	12
600277	510/513 Spindle Cam Ret. Ring (Pkg of 10)	14.00	2
600308	25 Housing Plate Screws (Pkg of 2)	14.00	2
970321	299 Strike Shim	17.00	20

Prices subject to change without notice

(F)25 rim exit device

Panic and fire

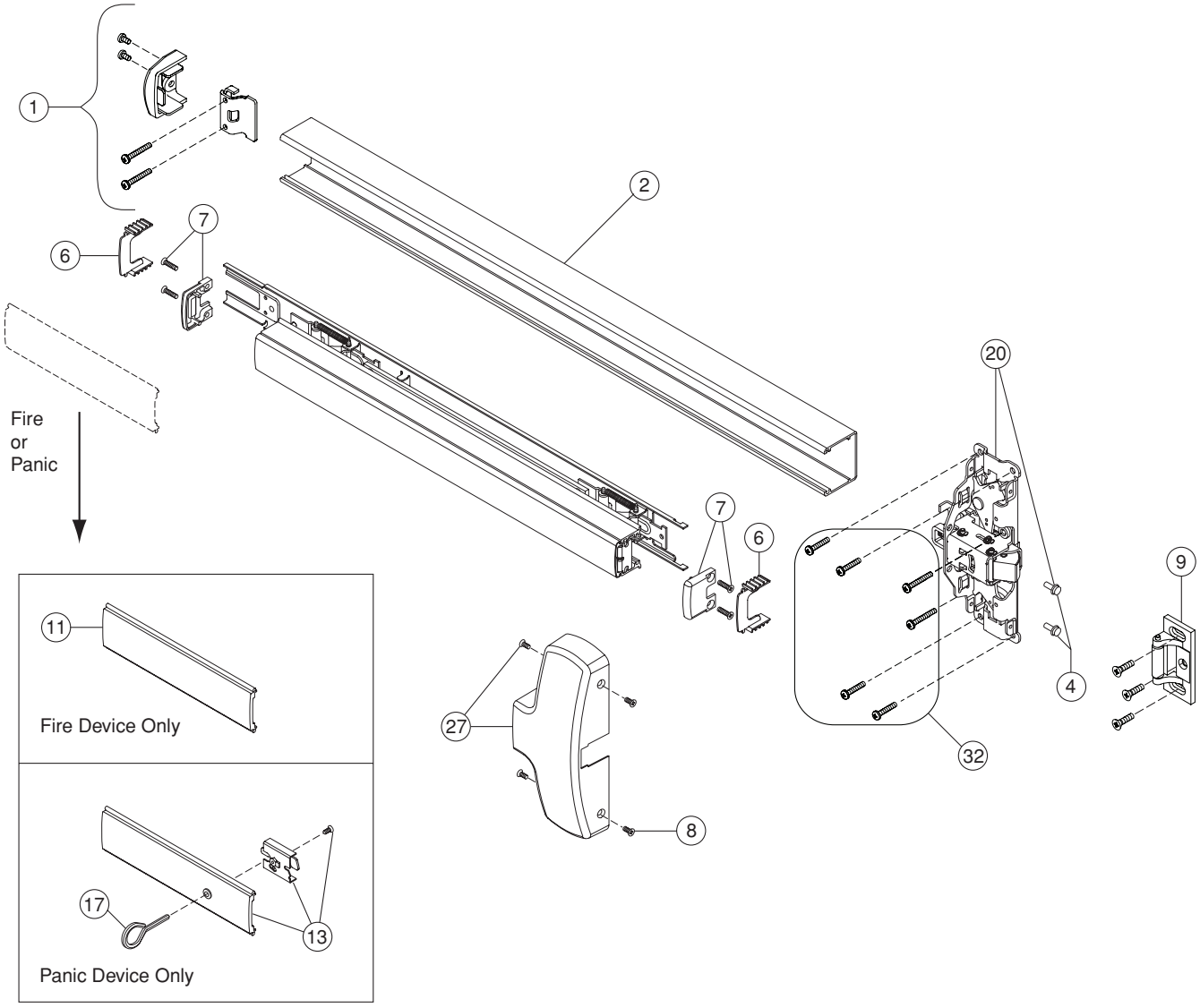

Prices subject to change without notice

No.	Qty.	Part no.	Description	Package contents	Notes
1	1	650294	25 Channel Endcap Kit 1¾" Door	1– Channel Endcap	A
				2– #10-24 x ⅜" PPHMS	
				1– Channel Endcap Bracket	
				2– #10 x 1¼" PPHSMS	
				2– #10-24 x 1" PPHMS	
	1	650348	25 Channel Endcap Kit 2¼" Door	1– Channel Endcap	A
				2– #10-24 x ⅜" PPHMS	
				1– Channel Endcap Bracket	
				2– #10 x 1¼" PPHSMS	
				2– #10-24 x 1" PPHMS	
2	1	661412	25 Channel 3'		A
		661413	25 Channel 4		
4	1	600305	25 Channel Screw package of 10	#10-16 x ½" Hex Washer Head Taptite	
6	1	600319	25 Pushbar Guide Pkg	2– Pushbar Guide	
7	1	600310	25 Pushbar Endcap Kit	2– Pushbar Endcap	A
				4– #8-18 x ¾" FPHSMS	
8	1	600307	25 Center Case Cover Screw Pkg	4– #8-18 x ⅜" UFPHSMS	A
9	1	299	299 Strike		C
11	1	650227	F-25 Channel Cover Plate 3'		A, B
		650228	F-25 Channel Cover Plate 4'		
13	1	650191	25 Hex Dogging Kit 3'	1– Panic Channel Cover (3' or 4") 1– Dogging Subassembly 1– #8-32 x ⅜" UFPHMS	A, B
		650192	25 Hex Dogging Kit 4'		
17	1	060109	Hex Dogging Key 7⁄32" package of 10		
20	1	650239	25-R Center Case Kit, Panic	1– Center Case	
		650240	F-25-R Center Case Kit, Fire	2– #10-16 x ½" Hex Washer Head Taptite	
27	1	650255	(F)25-R Center Case Cover Kit	1– Head Cover	A
				4– #8-18 x ⅜" UFPHSMS	
32	1	650345	(F)25-R/M Mounting Pkg 1¾" Door	6– #10 x 1¼" PPHSMS	*
				4– #10-24 x ¾" PPHMS	
				2– #10-24 x 1" PPHMS	
				1– Tailpiece Guide	*
		650293	(F)25-R/M Mounting Pkg 2¼" Door	6– #10 x 1¼" PPHSMS	*
				4– #10-24 x 1¼" PPHMS	
				2– #10-24 x 1½" PPHMS	
				1– Tailpiece Guide	*

* Item(s) not shown.
A Specify by finish: US3, US4, US10, US26, US26D, US32, US32D, US28, 313AN
B Specify by finish: US3, US4, US10, US19, US26, US26D, SP313

Panic and fire

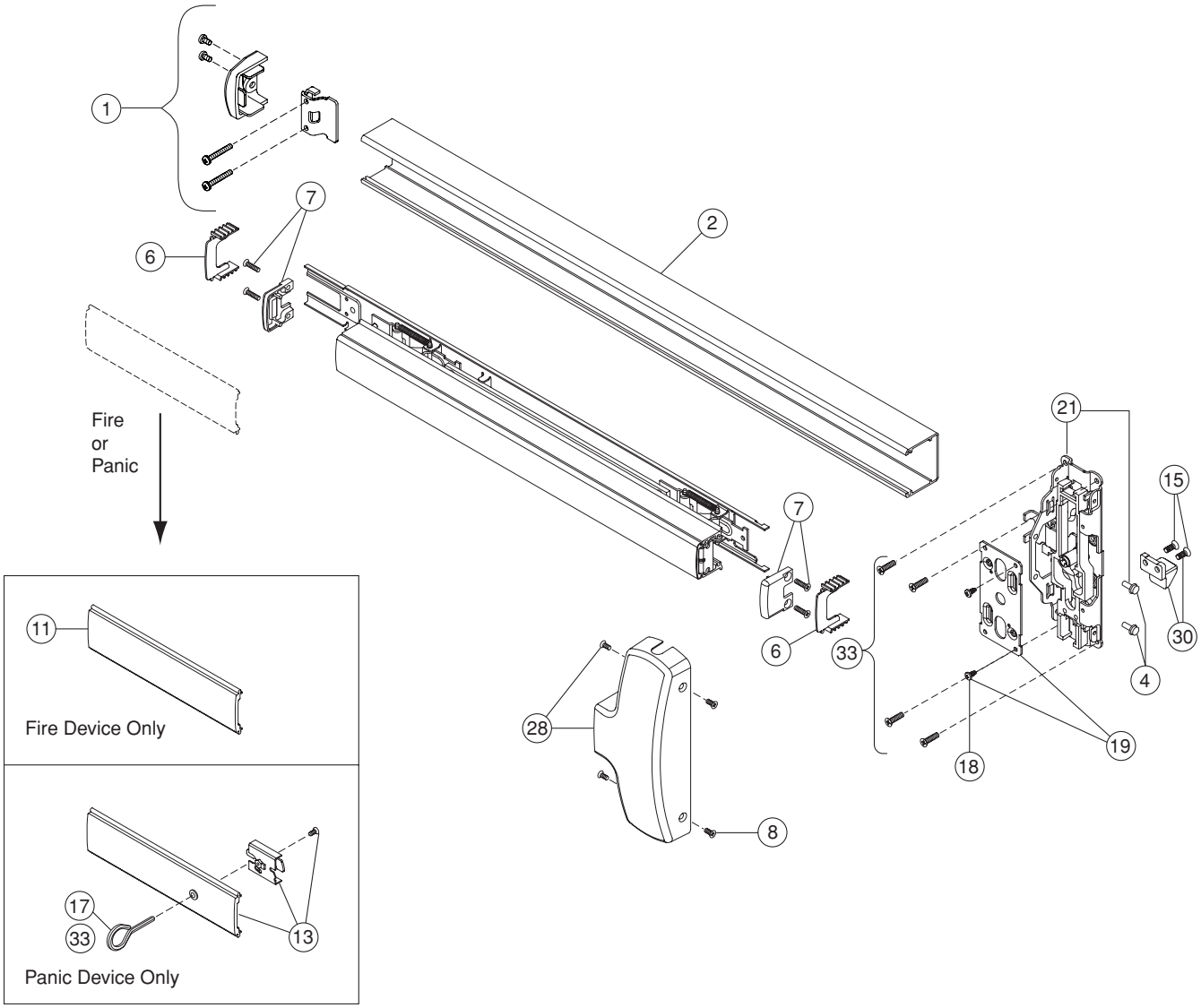

No.	Qty.	Part no.	Description	Package contents	Notes
1	1	650294	25 Channel Endcap Kit 1¾" Door	1– Channel Endcap	A
				2– #10-24 x ⅜" PPHMS	
				1– Channel Endcap Bracket	
				2– #10-24 x 1" PPHMS	
				2– #10 x 1¼" PPHSMS	
1	1	650348	25 Channel Endcap Kit 2¼" Door	1– Channel Endcap	A
				2– #10-24 x ⅜" PPHMS	
				1– Channel Endcap Bracket	
				2– #10-24 x 1" PPHMS	
				2– #10 x 1¼" PPHSMS	

Prices subject to change without notice

No.	Qty.	Part no.	Description	Package contents	Notes
2	1	661412	25 Channel 3'		A
		661413	25 Channel 4'		
4	1	600305	25 Channel Screw package of 10	10– #10-16 x ½" Hex Washer Head Taptite	
6	1	600319	25 Pushbar Guide Pkg	2– Pushbar Guide	
7	1	600310	25 Pushbar Endcap Kit	2– Pushbar Endcap	A
				4– #8-18 x ¾" FPHSMS	
8	1	600307	25 Center Case Cover Screw Pkg	4– #8-18 x ⅜" UFPHSMS	A
11	1	650227	F-25 Channel Cover Plate 3'		A
		650228	F-25 Channel Cover Plate 4'		
13	1	650191	25 Hex Dogging Kit 3'	1– Panic Channel Cover (3' or 4") 1– Dogging Subassembly 1– #8-32 x ⅜" UFPHMS	A
		650192	25 Hex Dogging Kit 4'		
15	1	600309	25-V/C Finger Screw Pkg	2– #10-24 x ⅜" UFPHMS	
17	1	060109	Hex Dogging Key 7⁄32" package of 10		
18	1	600308	25-V/M/C Center Case Housing Screw Pkg	2– #8-32 x ⅜" PPHMS Trilob	
19	1	650261	25-V/M/C Center Case Housing Kit	2– #8-32 x ⅜" PPHMS Trilob	
				1– Vertical Housing	
21	1	650242	(F)25-V Center Case Kit	1– Center Case	
				2– #10-16 x ½" Hex Washer Head Taptite	
28	1	650257	(F)25-V Center Case Cover Kit	1– Head Cover	A
				4– #8-18 x ⅜" UFPHSMS	
30	1	650262	25-V Center Case Finger Kit	2– #10-24 x ⅜" UFPHMS	
				1–Vertical Finger	
33	1	650315	25-V Mounting Pkg 1¾" – 2¼" Door	6– #10 x 1¼" PPHSMS	*
				4– #10 x 1¼" FPHSMS	*
				1– ⅛ x 1" Cotter Key	*
				1– Dogging Key	
		650316	F-25-V Mounting Pkg 1¾" Door	6– #10-24 x ¾" PPHMS	
				4– #10-24 x ¾" FPHMS	*
				1– ⅛ x 1" Cotter Key	*
		650295	F-25-V Mounting Pkg 2¼" Door	6– #10-24 x 1¼" PPHMS	*
				4– #10-24 x 1¼" FPHMS	*
				1– ⅛" x 1" Cotter Key	*

* Item(s) not shown.

A Specify by finish: US3, US4, US10, US26, US26D, US32, US32D, US28, 313AN

Panic and fire

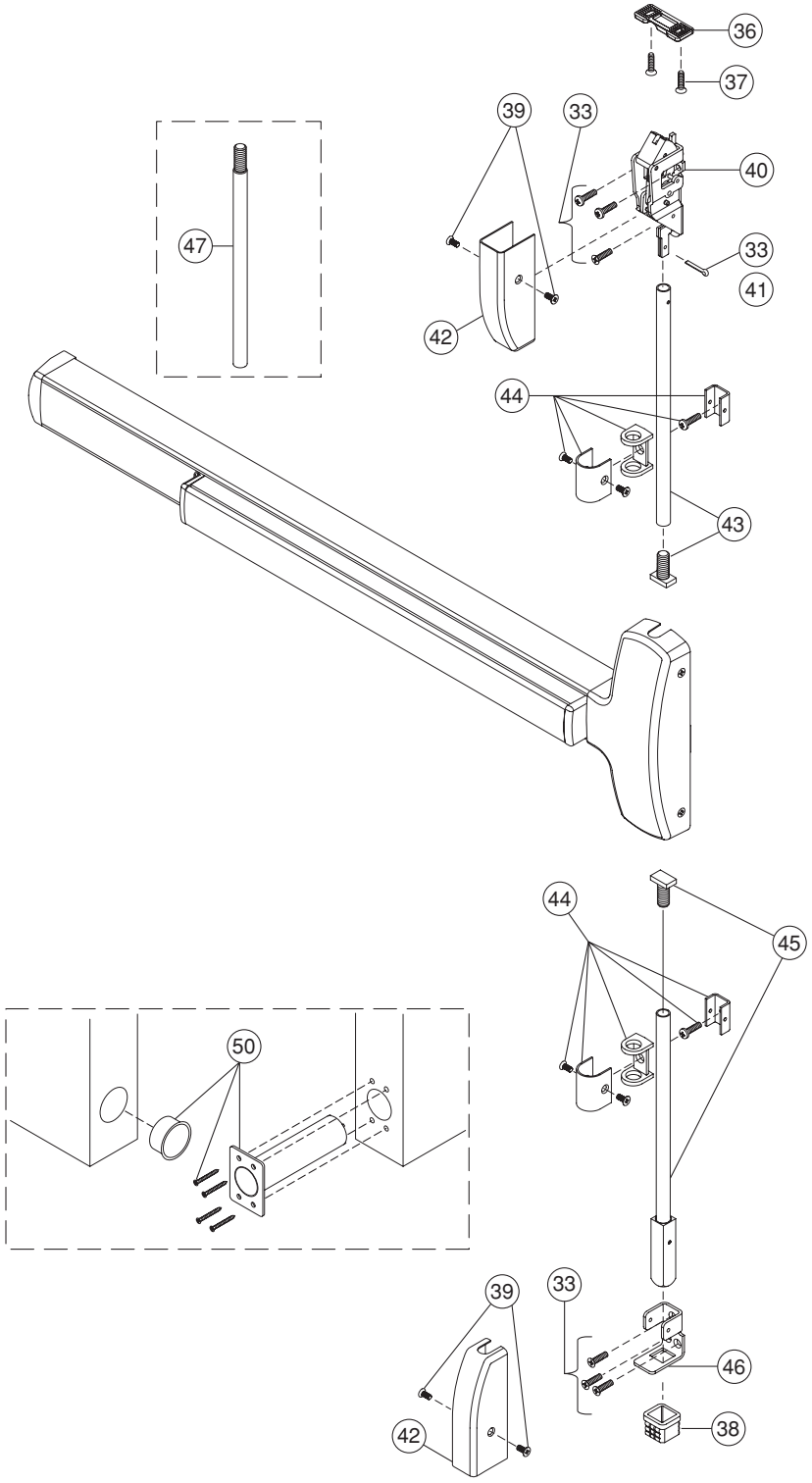

No.	Qty.	Part no.	Description	Package contents	Notes
33	1	650315	25-V Mounting Pkg 1¾" – 2¼" Door	4– #10 x 1¼" FPHSMS	*
				6– #10 x 1¼" PPHSMS	*
				1– ⅛ x 1" Cotter Key	
				1– Dogging Key	*
		650316	F-25-V Mounting Pkg 1¾" Door	4– #10-24 x ¾" FPHMS	*
				6– #10-24 x ¾" PPHMS	
				1– ⅛ x 1" Cotter Key	
		650295	F-25-V Mounting Pkg 2¼" Door	4– #10-24 x 1¼" FPHMS	*
				6– #10-24 x 1¼" PPHMS	*
				1– ⅛" x 1" Cotter Key	
36	1	3788	Vertical Rod Top Strike		
37	2	660002	#10 x 1¼" FPHSMS		
38	1	2130	Vertical Rod Bottom Strike		
39	1	650336	25-V Latch Case Cover Mounting Pkg	4– #8-32 x ¼" UFPHMS	
40	1	650389	25-V Top Latch Case		
		650375	F-25-V Top Latch Case		
41	1	060111	⅛" x 1" Cotter Key package of 10		
42	2	650202	25-V Latch Case Cover Kit		A
43	1	3777	25-V Top Rod Kit		A
44	2	650311	25-V Rod Guide Kit		A
45	1	610055	25-V Bottom Rod Kit		A
46	1	650387	25-V Bottom Bolt Guide		A
47	1	650006	Vertical Extension Rod 12"		A
		650007	Vertical Extension Rod 24"		
		650008	Vertical Extension Rod 36"		
50	1	5494	Auxiliary Fire Pin Kit (Less Bottom Rod application only)		

* Item(s) not shown.

A Specify by finish: US3, US4, US10, US26, US26D, US32, US32D, US28, 313AN

Panic and fire

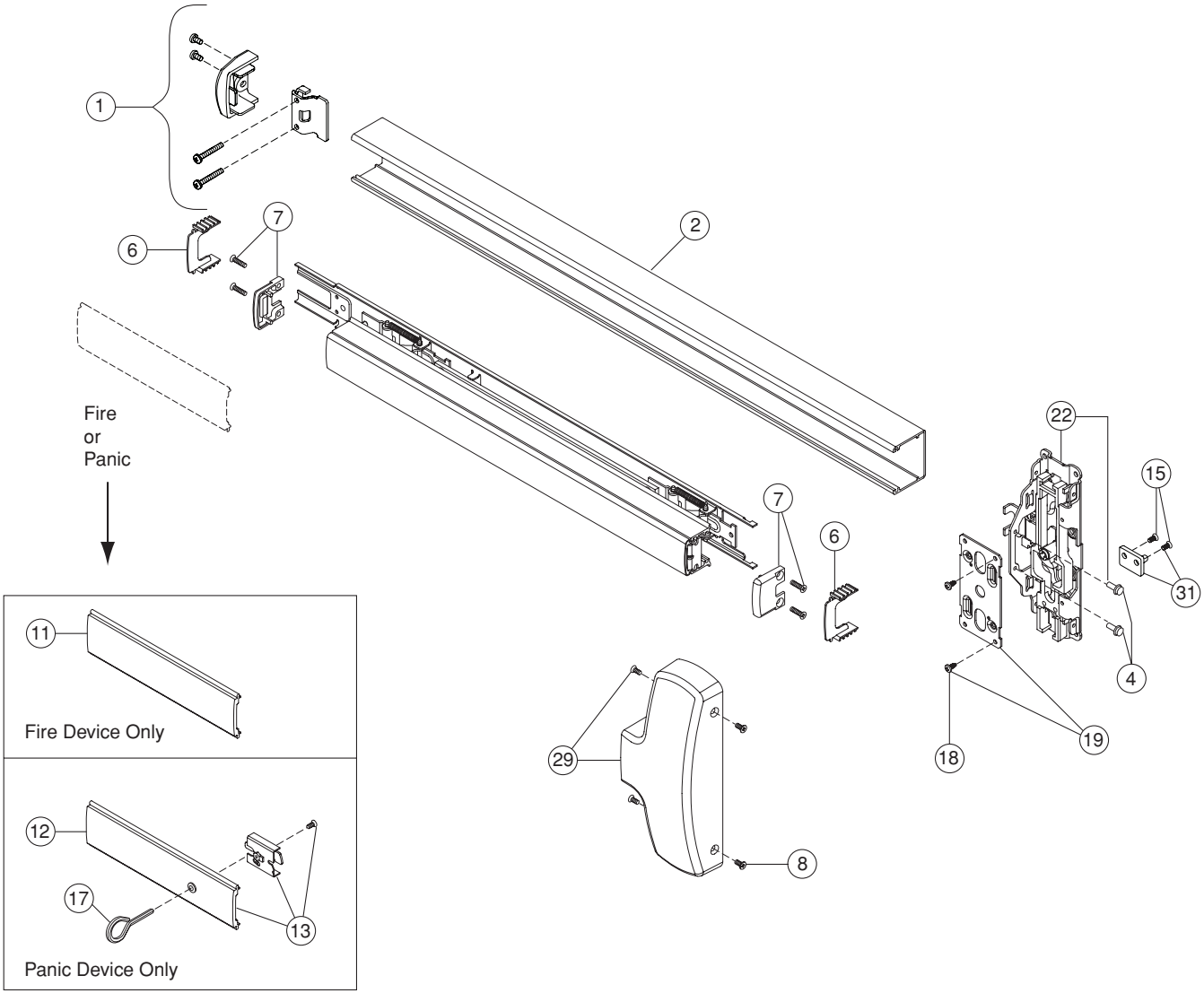

No.	Qty.	Part no.	Description	Package contents	Notes
1	1	650294	25 Channel Endcap Kit 1¾" Door	1– Channel Endcap	A
				2– #10-24 x ⅜" PPHMS	
				1– Channel Endcap Bracket	
				2– #10-24 x 1" PPHMS	
				2– #10 x 1¼" PPHSMS	
	1	650348	25 Channel Endcap Kit 2¼" Door	1– Channel Endcap	A
				2– #10-24 x ⅜" PPHMS	
				1– Channel Endcap Bracket	
				2– #10-24 x 1" PPHMS	
				2– #10 x 1¼" PPHSMS	
2	1	661412	25 Channel 3'		A
		661413	25 Channel 4'		
4	1	600305	25 Channel Screw package of 10	#10-16 x ½" Hex Washer Head Taptite	
6	1	600319	25 Pushbar Guide Pkg	2– Pushbar Guide	
7	1	600310	25 Pushbar Endcap Kit	2– Pushbar Endcap	A
				4– #8-18 x ¾" FPHSMS	
8	1	600307	25 Center Case Cover Screw Pkg	4– #8-18 - ⅜" UFPHSMS	A
11	1	650227	F-25 Channel Cover Plate 3'		A, B
		650228	F-25 Channel Cover Plate 4'		
13	1	650191	25 Hex Dogging Kit 3'	1– Panic Channel Cover (3' or 4') 1– Dogging Subassembly 1– #8-32 x ⅜" UFPHMS	A, B
		650192	25 Hex Dogging Kit 4'		
15	1	600309	25-V/C Center Case Finger Screw Pkg	2– #10-24 x ⅜" UFPHMS	
17	1	060109	Hex Dogging Key 7⁄32" package of 10		
18	1	600308	25-V/M/C Center Case Housing Screw Pkg	2– #8-32 x ⅜" PPHMS Trilob Housing	
19	1	650261	25-V/M/C Center Case Housing Kit	2– #8-32 x ⅜" PPHMS Trilob Housing	
				1– Vertical Housing	
22	1	650244	25-C, CWDC Center Case Kit	1– Center Case	
				2– #10-16 x ½" Hex Washer Head Taptite	
29	1	650259	(F)25-C/M Center Case Cover Kit	1– Center Case	A
				4– #8-18 - ⅜" UFPHSMS	
31	1	650263	25-C Center Case Finger Kit	2– #10-24 x ⅜" UFPHMS	
				1– Concealed Finger	

A Specify by finish: US3, US4, US10, US26, US26D, US32, US32D, US28, 313AN

Metal door—panic and fire, wood door—90 minute fire device

25-C Panic Device shown

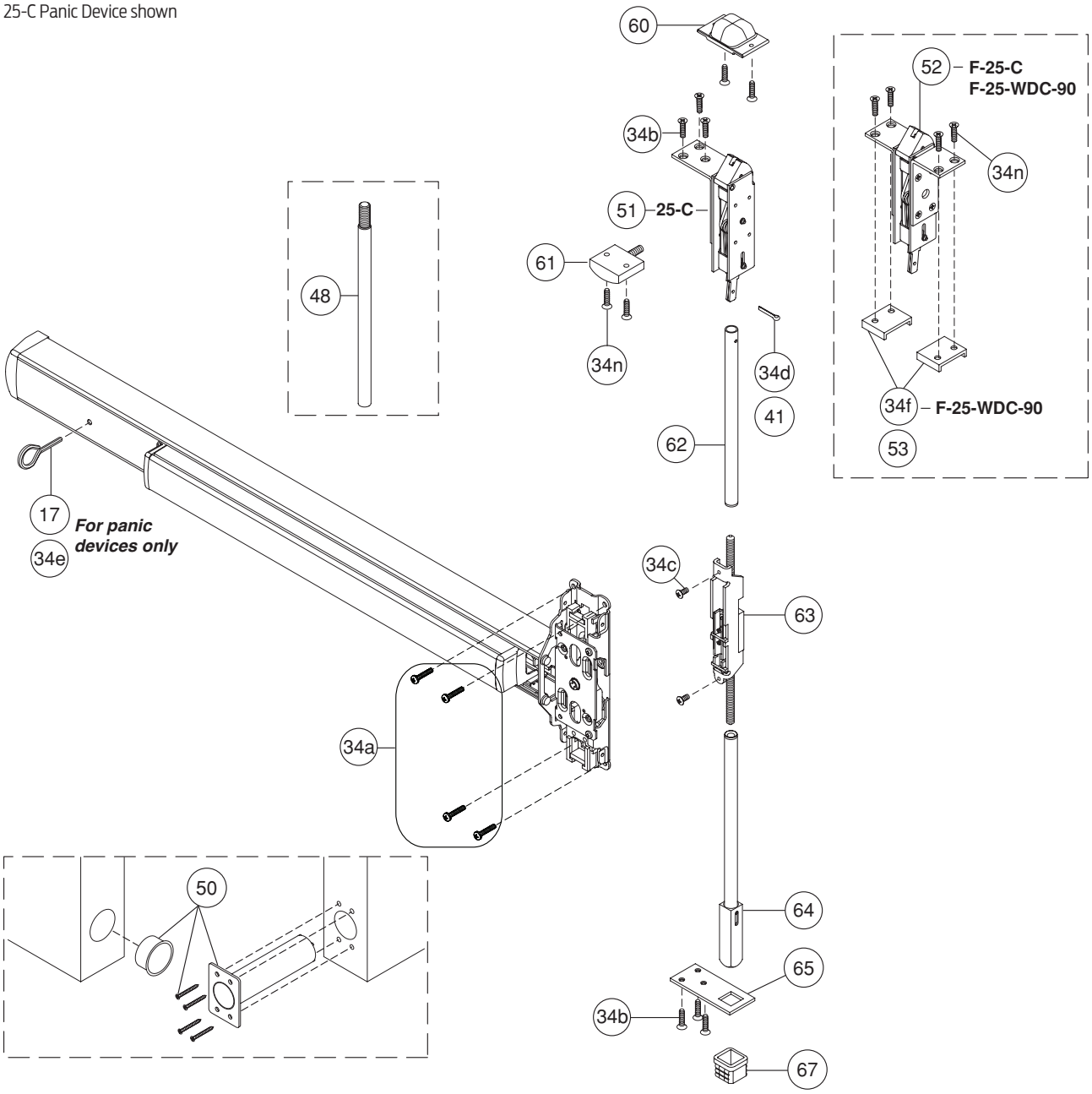

No.	Qty.	Part no.	Description	Package contents		Notes
17	1	060109	Hex Dogging Key 7⁄32" package of 10			
34	1	650317	F-25-C Mounting Pkg 1¾" Door	34a	8– #10-24 x ¾" PPHMS	
				34b	7– #10-24 x ¾" FPHMS	
				34c	2– #8-32 x ⅜" UFPHMS	
				34d	1– ⅛ x 1" Cotter Key	
				—	2– ¼-20 x ¾" PPHMS	*

Prices subject to change without notice

No.	Qty.	Part no.	Description	Package contents		Notes
34	1	650318	25-C Mounting Pkg 1¾" Door	34a	8– #10 x 1¼" PPHSMS	*
				34b	6– #10-24 x ¾" FPHMS	
				34c	2– #8-32 x ⅜" UFPHMS	
				34d	1– ⅛ x 1" Cotter Key	
				34e	1– Dogging Key	
				—	2– #14 x 1" PPHSMS	*
		650299	F-25-CWDC Mounting Pkg 1¾" Door	34a	4– #10 x 1¼" PPHSMS	*
				34a	8– #10-24 x ¾" PPHMS	
				34b	3– #10 x 1¼" FPHSMS	*
				34c	2– #8-32 x ⅜" UFPHMS	
				34d	1– ⅛ x 1" Cotter Key	
				34f	2– Latch Bracket (Sold Separately #4694-089)	
				34n	6– #10-24 x ¾" FPHMS	
		650296	F-25-CWDC Mounting Pkg 2¼" Door	34a	4– #10 x 1¼" PPHSMS	*
				34a	8– #10-24 x ¾" PPHMS	
				34b	3– #10 x 1¼" FPHSMS	*
				34c	2– #8-32 x ⅜" UFPHMS	
				34d	1– ⅛ x 1" Cotter Key	
				34f	2– Latch Bracket (Sold Separately #4694-089)	
				34n	6– #10-24 x ¾" FPHMS	
		650300	25-C Mounting Pkg 2¼" Door	34a	8– #10 x 1¼" PPHSMS	*
				34b	6– #10-24 x 1¼" FPHMS	
				34c	2– #8-32 x ⅜" UFPHMS	
				34d	1– ⅛ x 1" Cotter Key	
				34e	1– Dogging Key	
				—	2– #14 x 1" PPHSMS	*
		650346	F-25-C Mounting Pkg 2¼" Door	34a	8– #10-24 x 1¼" PPHMS	
				34b	7– #10-24 x 1¼" FPHMS	
				34c	2– #8-32 x ⅜" UFPHMS	
				34d	1– ⅛ x 1" Cotter Key	
				—	2– ¼-20 x 1¼" PPHMS	*
41	1	060111	⅛ x 1" Cotter Key package of 10			
48	1	650017	Concealed Vertical Extension Rod 12"			
		650018	Concealed Vertical Extension Rod 24"			
		650019	Concealed Vertical Extension Rod 36"			
50	1	5494	Auxiliary Fire Latch Kit (Less Bottom Rod application only)			
51	1	603L	25-C, CWDC Top Latch Case LHR			
		603R	25-C, CWDC Top Latch Case RHR			
52	1	F603	F-25-C Top Latch Case			
53	2	4694	F-25 CWDC Latch Bracket			
60	1	4188	Concealed Vertical Top Rod Strike			
61	1	650339	(F)25-C, CWDC Top Latch Release Kit			A
62	1	610061	(F)25-C, CWDC Top Rod Kit			
63	1	650376	(F)25-C, CWDC Center Slide Assembly			
64	1	610057	(F)25-C, CWDC Bottom Rod Kit			
65	1	4567	25-C Bottom Bolt Guide			
67	1	2130	Vertical Rod Bottom Strike			

* Items for 24 Series devices only, not shown.

A Specify by finish: US3, US4, US10, US26, US26D, US32, US32D, US28, 313AN

Prices subject to change without notice

Wood door—panic devices, wood door—20 minute fire device

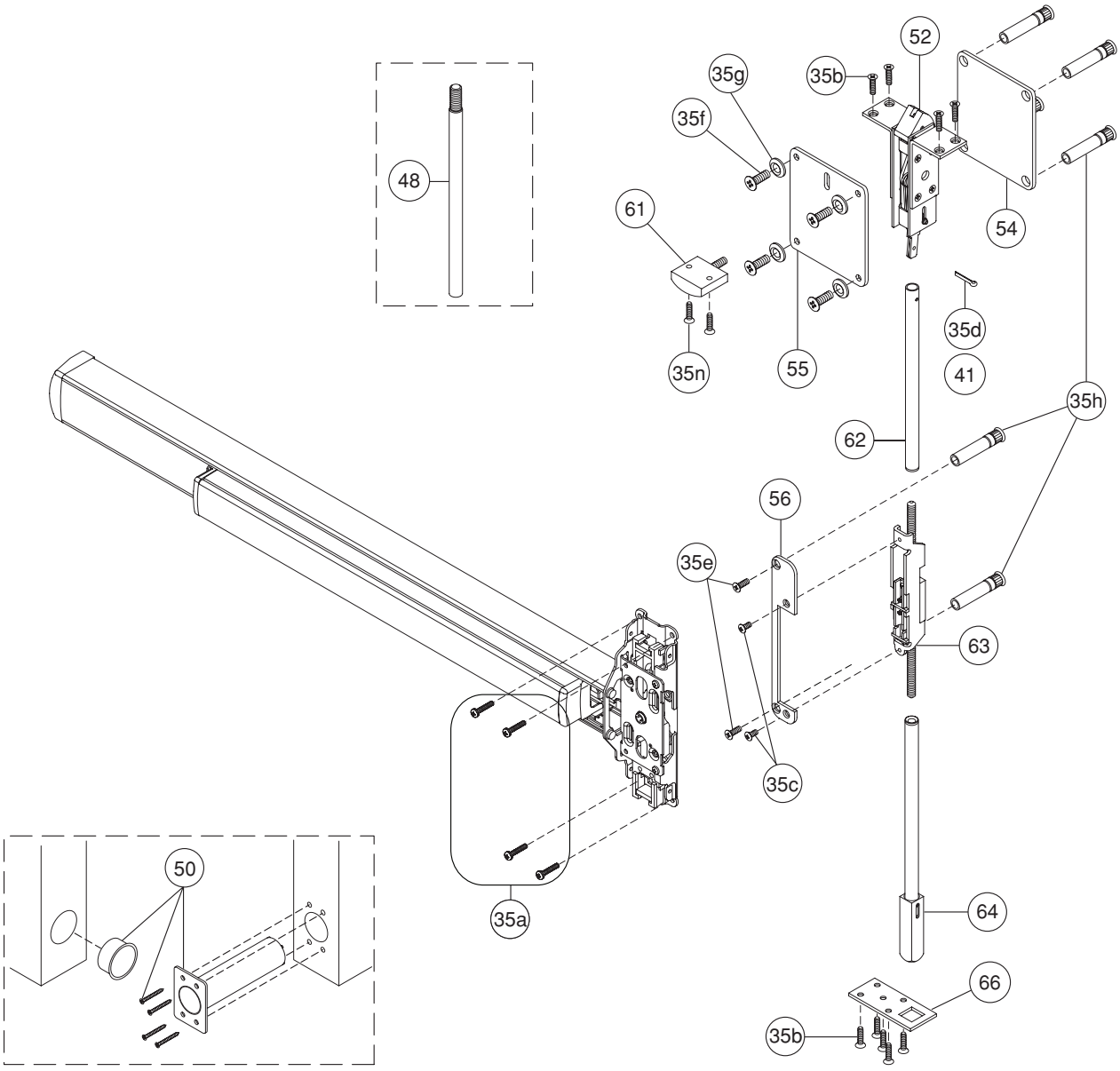

F-25-C-WDC-20 Device shown

REFERENCE NOTE:
F-25-C-WDC-20 is no longer available for purchase. Parts listed for installed SERVICE ONLY.

No.	Qty.	Part no.	Description	Package contents		Notes
17	1	060109	Hex Dogging Key 7⁄32" package of 10			
35	1	650299	F-25-CWDC Mounting Pkg 1¾" Door	35a	8– #10 x 1¼" PPHSMS	A
				—	4– #10-24 x 1" PPHMS	
				35b	11– #10 x 1¼" FPHSMS	
				35c	2– #8-32 x ⅜" UFPHMS	
				35d	1– ⅛ x 1" Cotter Key	
				35e	2– ¾" CS Plate Mtg Screw	
				35f	4– ¼-20 x ¾" FPHMS	
				35g	4– ¼" CS Washer	
				35h	6– ¼-20 Sexbolt	
				35n	4– #10-24 x ¾" FPHMS	
		650296	25-CWDC Mounting Pkg 2¼" Door	35a	8– #10 x 1¼" PPHSMS	A
				—	4– #10-24 x 1½" PPHMS	
				35b	11– #10 x 1¼" FPHSMS	
				35c	2– #8-32 x ⅜" UFPHMS	
				35d	1– ⅛ x 1" Cotter Key	
				35e	2– ¾" CS Plate Mtg Screw	
				35f	4– ¼-20 x 1¼" FPHMS	
				35g	4– ¼" CS Finish Washer	
				35h	6– ¼-20 Sexbolt	
				35n	2– #10-24 x ¾" FPHMS	
41	1	060111	⅛ x 1" Cotter Key package of 10			
48	1	650017	Concealed Vertical Extension Rod 12"			
		650018	Concealed Vertical Extension Rod 24"			
		650019	Concealed Vertical Extension Rod 36"			
49	1	WF603	F-25-CWDC Top Latch Case			*
50	1	5494	Auxiliary Fire Latch Kit (Less Bottom Rod application only)			
52	1	F603	F-25-C Top Latch Case			
54	1	4833	Top Reinforcement Plate			A
55	1	4834	Top Reinforcement Plate with Access Hole			A
56	1	4832	(F)25-CWDC Center Slide Reinforcement Plate			
61	1	650339	(F)25-C, CWDC Top Latch Release Kit			A
62	1	610061	(F)25-C, CWDC Top Rod Kit			
63	1	650376	(F)25-C, CWDC Center Slide Assembly			
64	1	610057	(F)25-C, CWDC Bottom Rod Kit			
66	1	4835	25-CWDC Bottom Bolt Guide			

* Item(s) not shown.
A Specify by finish: US3, US4, US10, US26, US26D, US32, US32D, US28, 313AN

Prices subject to change without notice

Panic and fire

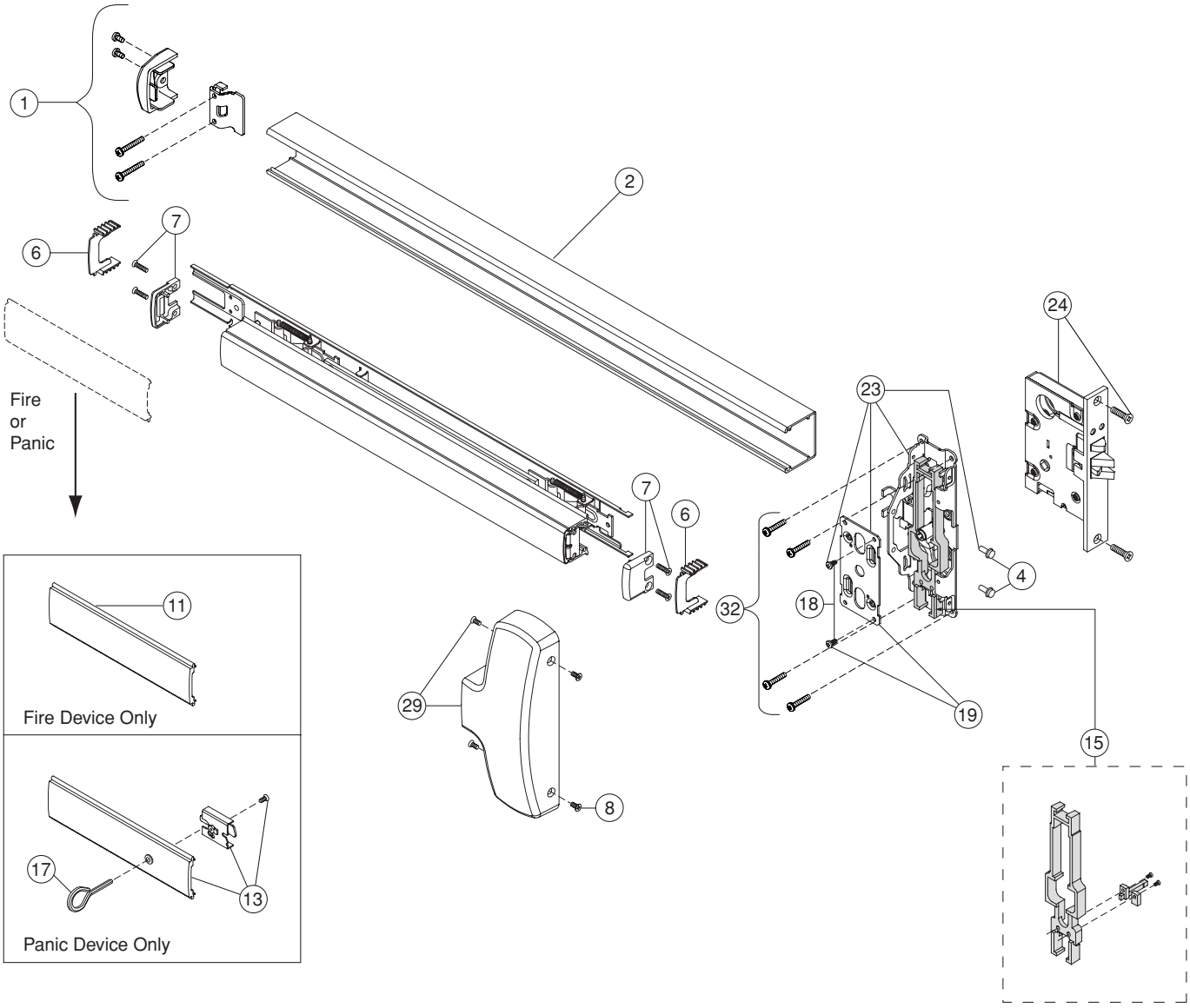

No.	Qty.	Part no.	Description	Package contents	Notes
1	1	650294	25 Channel Endcap Kit 1¾" Door	1– Channel Endcap	A
				2– #10-24 x ⅜" PPHMS	
				1– Channel Endcap Bracket	
				2– #10-24 x 1" PPHMS	
				2– #10 x 1¼" PPHSMS	

Prices subject to change without notice

No.	Qty.	Part no.	Description	Package contents	Notes
1	1	650348	25 Channel Endcap Kit 2¼" Door	1– Channel Endcap	A
				2– #10-24 x ⅜" PPHMS	
				1– Channel Endcap Bracket	
				2– #10-24 x 1" PPHMS	
				2– #10 x 1¼" PPHSMS	
2	1	661412	25 Channel 3'		A
		661413	25 Channel 4'		
4	1	600305	25 Channel Screw package of 10	#10-16 x ½" Hex Washer Head Taptite	
6	1	600319	25 Pushbar Guide Pkg	2– Pushbar Guide	
7	1	600310	25 Pushbar Endcap Kit	2– Pushbar Endcap	A
				4– #8-18 x ¾" FPHSMS	
8	1	600307	25 Center Case Cover Screw Pkg	4– #8-18 x ⅜" UFPHSMS	A
11	1	650227	F-25 Channel Cover Plate 3'		B
		650228	F-25 Channel Cover Plate 4'		
13	1	650191	25 Hex Dogging Kit 3'	1– Panic Channel Cover (3' or 4') 1– Dogging Subassembly 1– #8-32 x ⅜" UFPHMS	A
		650192	25 Hex Dogging Kit 4'		
15	1	650377	25-M Center Case Slide Bar Assembly LHR		C
		650378	25-M Center Case Slide Bar Assembly RHR		
17	1	060109	Hex Dogging Key 7⁄32" package of 10		
18	1	600308	25-V/M/C Housing Screw Pkg	2– #8-32 x ⅜" PPHMS Trilob	
19	1	650261	25-V/M/C Housing Kit	2– #8-32 x ⅜" PPHMS Trilob	
				1– Vertical Housing	
23	1	650246	(F)25-M Center Case Kit, RHR	1– Center Case	
				2– #10-16 x ½" Hex Washer Head Taptite	
				1– Mortise Finger	
		650398	(F)25-M Center Case Kit, LHR	1– Mortise Block	
				2– #10-24 x ⅜" UFPHMS	
24	1	8500	Mortise Lock Assembly	1– Mortise Lock	
				2– #12-24 x ½" UFPHMS	
29	1	650259	(F)25-C, M Center Case Cover Kit	1– Center Case Cover	A
				4– #8-18 x ⅜" UFPHSMS	
32	1	650345	(F)25-R/M Mounting Pkg 1¾" Door	6– #10 x 1¼" PPHSMS	*
				4– #10-24 x ¾" PPHMS	
				2– #10-24 x 1" PPHMS	*
				1– Tailpiece Guide	*
		650293	(F)25-R/M Mounting Pkg 2¼" Door	6– #10 x 1¼" PPHSMS	*
				4– #10-24 x 1¼" PPHMS	
				2– #10-24 x 1½" PPHMS	*
				1– Tailpiece Guide	*

* Item(s) not shown.

A Specify by finish: US3, US4, US10, US26, US26D, US32, US32D, US28, 313AN

B Lift Finger is pre-installed on the Slide Bar Assembly. Screws secured with Loctite®.

Prices subject to change without notice

3' Devices are priced with standard trim and strikes, 4' add $23 list.
Cylinders are not included in the price.

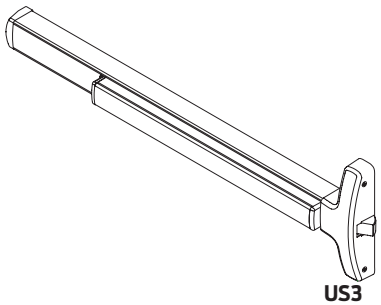

EXIT HARDWARE
Rim Devices
(Includes 299 Strike)

Trim/Control	US28	US32D	313AN	US19* US26D	US26	US32	US10	US4	US3 643E* US15*
*** 24-R-EO**	1419	1782	1504	1726	1792	1825	1792	1825	1950
*** 24-R-NL-OP** (Supplied as NL less trim)	1419	1782	1504	1726	1792	1825	1792	1825	1950
Delta Trim (handed and field reversible)									
24-R-DT 717DT	1645	2106	1782	2050	2116	2149	2018	2051	2274
24-R-DT 718DT	1854	2130	1752	2074	2140	2173	2227	2260	2298
*** 24-R-NL** 718NL*	1645	2106	1782	2050	2116	2149	2018	2051	2274
*** 24-R-C** 718C*	1594	2030	1730	1974	2040	2073	1967	2000	2198
Knob Control (handed and field reversible)									
24-R-K 711K	1630	2169	1811	2113	2179	2212	2003	2036	2337
24-R-K-BE 711K-BE	1630	2169	1811	2113	2179	2212	2003	2036	2337
24-R-K-NL 711K-NL	1630	2169	1811	2113	2179	2212	2003	2036	2337
Dane Lever Control (handed and field reversible)									
*** 24-R-L** 712L*	1843	2257	1949	2201	2267	2300	2216	2249	2425
*** 24-R-L-BE** 712L-BE*	1843	2257	1949	2201	2267	2300	2216	2249	2425
*** 24-R-L-NL** 712L-NL*	1843	2257	1949	2201	2267	2300	2216	2249	2425
*** 24-R-L-DT** 712L-DT*	1843	2257	1949	2201	2267	2300	2216	2249	2425

*** These devices and 712L, 712L-BE, 712L-NL, 712L-DT, 718C, 718NL trims are available in 643E, US15 and US19 finishes.**

REFERENCE NOTES:
24 Series ordered in 313AN will be supplied with trims in SP313.
Handing: Trims are furnished RHR when handing is not specified.
24 Rim, comes with dead latching as a standard effective April 3, 2017.

Sex Bolts:
Optional Sex Bolts are recommended for center case mounting when device is used with hollow core wood, composite or light gauge hollow metal doors. See chart below for quantities and list prices.

Application	Sex Bolt 325 (Optional)	Sex Bolt 425 (Optional)	List Add
Hollow core wood, composite or light gauge hollow metal doors - EO (exit only device)	2	4	102
Hollow core wood, composite or light gauge hollow metal doors - Device with Trim	Not Required	4	68

Prices subject to change without notice

3' Devices are priced with standard trim and strikes, 4' add $23 list.
Cylinders are not included in the price.

EXIT HARDWARE

Rim Devices
(Includes 299F Strike)

	Trim/Control	US28	US32D	313AN	US19* US26D	US26	US32	US10	US4	US3 643E* US15*
* **F-24-R-EO**		1674	2037	1759	1981	2047	2080	2047	2080	2205
* **F-24-R-NL-OP**	(Supplied as NL less trim)	1674	2037	1759	1981	2047	2080	2047	2080	2205
	Delta Trim (handed and field reversible)									
F-24-R-DT	717DT	1900	2361	2037	2305	2371	2404	2273	2306	2529
F-24-R-DT	718DT	2109	2385	2007	2329	2395	2428	2482	2515	2553
* **F-24-R-NL**	718NL*	1900	2361	2037	2305	2371	2404	2273	2306	2529
* **F-24-R-C**	718C*	1849	2285	1985	2229	2295	2328	2222	2255	2453
	Knob Control (handed and field reversible)									
F-24-R-K	711K	1885	2424	2066	2368	2434	2467	2258	2291	2592
F-24-R-K-BE	711K-BE	1885	2424	2066	2368	2434	2467	2258	2291	2592
F-24-R-K-NL	711K-NL	1885	2424	2066	2368	2434	2467	2258	2291	2592
	Dane Lever Control (handed and field reversible)									
* **F-24-R-L**	712L*	2098	2512	2204	2456	2522	2555	2471	2504	2680
* **F-24-R-L-BE**	712L-BE*	2098	2512	2204	2456	2522	2555	2471	2504	2680
* **F-24-R-L-NL**	712L-NL*	2098	2512	2204	2456	2522	2555	2471	2504	2680
* **F-24-R-L-DT**	712L-DT*	2098	2512	2204	2456	2522	2555	2471	2504	2680

*** These devices and 712L, 712L-BE, 712L-NL, 712L-DT, 718C, 718NL trims are available in 643E, US15 and US19 finishes.**

REFERENCE NOTES:
24 Series ordered in 313AN will be supplied with trims in SP313.
Handing: Trims are furnished RHR when handing is not specified.

Sex Bolts:

Sex Bolts are supplied for center case mounting when device is used with wood, composite or non-reinforced hollow metal doors.

Application	Sex Bolt 325 (Supplied)	Sex Bolt 425 (Supplied)
Wood, composite or non-reinforced hollow metal doors - **EO (exit only device)**	2	4
Wood, composite or non-reinforced hollow metal doors - **Device with Trim**	Not Required	4

3' Devices are priced with standard trim and strikes, 4' add $23, 2' (less label) add $140 list. Cylinders are not included in the price.

EXIT HARDWARE
Surface Vertical Rod Devices
(Includes 3788 and 2130 Strikes)

	Trim/Control	US28	US32D	313AN	US19* US26D	US26	US32	US10	US4	US3 643E* US15*
* **24-V-EO**		1852	2351	1963	2265	2351	2398	2351	2398	2536
* **24-V-NL-OP**	(Supplied as NL less trim)	1852	2351	1963	2265	2351	2398	2351	2398	2536
	Delta Trim (handed and field reversible)									
24-V-DT	717DT	2078	2675	2241	2589	2675	2722	2577	2624	2860
24-V-DT	718DT	2287	2699	2211	2613	2699	2746	2786	2833	2884
* **24-V-NL**	718NL*	2078	2675	2241	2589	2675	2722	2577	2624	2860
* **24-V-C**	718C*	2027	2599	2189	2513	2599	2646	2526	2573	2784
	Knob Control (handed and field reversible)									
24-V-K	711K	2063	2738	2270	2652	2738	2785	2562	2609	2923
24-V-K-BE	711K-BE	2063	2738	2270	2652	2738	2785	2562	2609	2923
24-V-K-NL	711K-NL	2063	2738	2270	2652	2738	2785	2562	2609	2923
	Dane Lever Control (handed and field reversible)									
* **24-V-L**	712L*	2276	2826	2408	2740	2826	2873	2775	2822	3011
* **24-V-L-BE**	712L-BE*	2276	2826	2408	2740	2826	2873	2775	2822	3011
* **24-V-L-NL**	712L-NL*	2276	2826	2408	2740	2826	2873	2775	2822	3011
* **24-V-L-DT**	712L-DT*	2276	2826	2408	2740	2826	2873	2775	2822	3011

*** These devices and 712L, 712L-BE, 712L-NL, 712L-DT, 718C, 718NL trims are available in 643E, US15 and US19 finishes.**

REFERENCE NOTES:
24 Series ordered in 313AN will be supplied with trims in SP313.
24-V Device ordered in US15 will be supplied with US32D Rod and Latch Cover.
Handing: 24-V devices and noted Trims are handed and field reversible. The Device and Trims are furnished RHR when handing is not specified.
Extension Rods: For door heights over 7'0" up to 8'0", 12" extension rods are furnished at no additional charge at the time of device order. For door heights over 8'0" up to 10'0" extension rods are furnished at prices shown in parts section with the device at the time of order.
MUST specify door height on order line.

Sex Bolts:
Optional Sex Bolts are recommended for center case and latch mounting when device is used with hollow core wood, composite or light gauge hollow metal doors. See chart below for quantities and list prices.

Application	Latches Sex Bolt 2729 (Optional)	Device Sex Bolt 425 (Optional)	Device Sex Bolt 325 (Optional)	List Add
Hollow core wood, composite or light gauge hollow metal doors - **EO (exit only device)**	6	2	2	152
Hollow core wood, composite or light gauge hollow metal doors - **Device with Trim**	6	2	Not Required	118
Hollow core wood, composite or light gauge hollow metal doors - **EO (exit only device) LBR**	3	2	2	110
Hollow core wood, composite or light gauge hollow metal doors - **Device with Trim LBR**	3	2	Not Required	76

3' Devices are priced with standard trim and strikes, 4' add $23 list, 2' (less label) add $140 list. Cylinders are not included in the price.

FIRE EXIT HARDWARE
Surface Vertical Rod Devices
(Includes 3788 and 2130 Strikes)

	Trim/Control	US28	US32D	313AN	US19* US26D	US26	US32	US10	US4	US3 643E* US15*
* **F-24-V-EO**		2089	2588	2200	2502	2588	2635	2588	2635	2773
* **F-24-V-NL-OP**	(Supplied as NL less trim)	2089	2588	2200	2502	2588	2635	2588	2635	2773
	Delta Trim (handed and field reversible)									
F-24-V-DT	717DT	2315	2912	2478	2826	2912	2959	2814	2861	3097
F-24-V-DT	718DT	2524	2936	2448	2850	2936	2983	3023	3070	3121
* **F-24-V-NL**	718NL*	2315	2912	2478	2826	2912	2959	2814	2861	3097
* **F-24-V-C**	718C*	2264	2836	2426	2750	2836	2883	2763	2810	3021
	Knob Control (handed and field reversible)									
F-24-V-K	711K	2300	2975	2507	2889	2975	3022	2799	2846	3160
F-24-V-K-BE	711K-BE	2300	2975	2507	2889	2975	3022	2799	2846	3160
F-24-V-K-NL	711K-NL	2300	2975	2507	2889	2975	3022	2799	2846	3160
	Dane Lever Control (handed and field reversible)									
* **F-24-V-L**	712L*	2513	3063	2645	2977	3063	3110	3012	3059	3248
* **F-24-V-L-BE**	712L-BE*	2513	3063	2645	2977	3063	3110	3012	3059	3248
* **F-24-V-L-NL**	712L-NL*	2513	3063	2645	2977	3063	3110	3012	3059	3248
* **F-24-V-L-DT**	712L-DT*	2513	3063	2645	2977	3063	3110	3012	3059	3248

*** These devices and 712L, 712L-BE, 712L-NL, 712L-DT, 718C, 718NL trims are available in 643E, US15 and US19 finishes.**

REFERENCE NOTES:
24 Series ordered in 313AN will be supplied with trims in SP313.
24-V Device ordered in US15 will be supplied with US32D Rod and Latch Cover.
Handing: F-24-V devices and noted Trims are handed and field reversible. The Device and Trims are furnished RHR when handing is not specified.
Extension Rods: For door heights over 7'0" up to 8'0", 12" extension rods are furnished at no additional charge at the time of device order.
For door heights over 8'0" up to 10'0" extension rods are furnished at prices shown in parts section with the device at the time of order.
MUST specify door height on order line.

Sex Bolts:
One 4122 Sex Bolt is supplied standard no charge for hinge side mounting. Sex Bolts are supplied for center case and latch mounting when device is used with wood, composite or non-reinforced hollow metal doors.

Application	Latches Sex Bolt 2729 (Supplied)	Device Sex Bolt 425 (Supplied)	Device Sex Bolt 325 (Supplied)
Wood, composite or non-reinforced hollow metal doors - EO (exit only device)	6	2	2
Wood, composite or non-reinforced hollow metal doors - Device with Trim	6	2	Not Required
Wood, composite or non-reinforced hollow metal doors - EO (exit only device) LBR	3	2	2
Wood, composite or non-reinforced hollow metal doors - Device with Trim LBR	3	2	Not Required

Prices subject to change without notice

3' Devices are priced with standard trim and strikes, 4' add $23 list, 2' (less label) add $140 list. Cylinders are not included in the price.

EXIT HARDWARE
Concealed Vertical Rod Devices
(Includes Strikes 4188 and 2130)

	Trim/Control	US28	US32D	313AN	US19* US26D	US26	US32	US10	US4	US3 643E* US15*
*** 24-C-EO**		1944	2427	2064	2377	2476	2523	2476	2523	2668
	Delta Trim (handed and field reversible)									
24-C-DT	717DT	2170	2751	2342	2701	2800	2847	2702	2749	2992
24-C-DT	718DT	2379	2775	2312	2725	2824	2871	2911	2958	3016
*** 24-C-NL**	718NL*	2170	2751	2342	2701	2800	2847	2702	2749	2992
*** 24-C-C**	718C*	2119	2675	2290	2625	2724	2771	2651	2698	2916
	Knob Control (handed and field reversible)									
24-C-K	711K	2155	2814	2371	2764	2863	2910	2687	2734	3055
24-C-K-BE	711K-BE	2155	2814	2371	2764	2863	2910	2687	2734	3055
24-C-K-NL	711K-NL	2155	2814	2371	2764	2863	2910	2687	2734	3055
	Dane Lever Control (handed and field reversible)									
*** 24-C-L**	712L*	2368	2902	2509	2852	2951	2998	2900	2947	3143
*** 24-C-L-BE**	712L-BE*	2368	2902	2509	2852	2951	2998	2900	2947	3143
*** 24-C-L-NL**	712L-NL*	2368	2902	2509	2852	2951	2998	2900	2947	3143
*** 24-C-L-DT**	712L-DT*	2368	2902	2509	2852	2951	2998	2900	2947	3143

*** These devices and 712L, 712L-BE, 712L-NL, 712L-DT, 718C, 718NL trims are available in 643E, US15 and US19 finishes.**

REFERENCE NOTES:
24 Series ordered in 313AN will be supplied with trims in SP313.
Handing: All 24-C Devices and Trims are handed and field reversible. The Device and Trims are furnished RHR when handing is not specified.
Extension Rods: For door heights over 7'0" up to 8'0", 12" extension rods are furnished at no additional charge at the time of device order. Must specify door height on order line. For door heights over 8'0" up to 10'0" extension rods are furnished at prices shown in parts section with the device at the time of order. MUST specify door height on order line.

Sex Bolts:
Optional Sex Bolts are recommended for center case when device is used with light gauge hollow metal doors.
See chart below for quantities and list prices.

Application	Device Sex Bolt 425 (Optional)	Device Sex Bolt 325 (Optional)	List Add
Light gauge hollow metal doors - **EO (exit only device)**	2	2	68
Light gauge hollow metal doors - **Device with Trim**	2	Not Required	34

3' Devices are priced with standard trim and strikes, 4' add $23 list, and 2' (less label) add $140 list. Cylinders are not included in the price.

FIRE EXIT HARDWARE
Concealed Vertical Rod Devices
(Includes Strikes 4188 and 2130)

	Trim/Control	US28	US32D	313AN	US19* US26D	US26	US32	US10	US4	US3 643E* US15*
*** F-24-C-EO**		2181	2664	2301	2614	2713	2760	2713	2760	2905
	Delta Trim (handed and field reversible)									
F-24-C-DT	717DT	2407	2988	2579	2938	3037	3084	2939	2986	3229
F-24-C-DT	718DT	2616	3012	2549	2962	3061	3108	3148	3195	3253
*** F-24-C-NL**	718NL*	2407	2988	2579	2938	3037	3084	2939	2986	3229
*** F-24-C-C**	718C*	2356	2912	2527	2862	2961	3008	2888	2935	3153
	Knob Control (handed and field reversible)									
F-24-C-K	711K	2392	3051	2608	3001	3100	3147	2924	2971	3292
F-24-C-K-BE	711K-BE	2392	3051	2608	3001	3100	3147	2924	2971	3292
F-24-C-K-NL	711K-NL	2392	3051	2608	3001	3100	3147	2924	2971	3292
	Dane Lever Control (handed and field reversible)									
*** F-24-C-L**	712L*	2605	3139	2746	3089	3188	3235	3137	3184	3380
*** F-24-C-L-BE**	712L-BE*	2605	3139	2746	3089	3188	3235	3137	3184	3380
*** F-24-C-L-NL**	712L-NL*	2605	3139	2746	3089	3188	3235	3137	3184	3380
*** F-24-C-L-DT**	712L-DT*	2605	3139	2746	3089	3188	3235	3137	3184	3380

*** These devices and 712L, 712L-BE, 712L-NL, 712L-DT, 718C, 718NL trims are available in 643E, US15 and US19 finishes.**

REFERENCE NOTES:
24 Series ordered in 313AN will be supplied with trims in SP313.
Handing: All F-24-C Devices and Trims are handed and field reversible. The Device and Trims are furnished RHR when handing is not specified.
Extension Rods: For door heights over 7'0" up to 8'0", 12" extension rods are furnished at no additional charge at the time of device order. For door heights over 8'0" up to 10'0" extension rods are furnished at prices shown in parts section with the device at the time of order. MUST specify door height on order line.

Sex Bolts:
Sex Bolts are supplied for center case mounting when device is used with non-reinforced hollow metal doors. See chart below for quantities.

Application	Device Sex Bolt 425 (Supplied)	Device Sex Bolt 325 (Supplied)
Non-reinforced hollow metal doors - **EO (exit only device)**	2	2
Non-reinforced hollow metal doors - **Device with Trim**	2	Not Required

3' Devices are priced with standard trim and strikes, 4' add $23 list, 2' (less label) add $140 list. Cylinders are not included in the price.

EXIT HARDWARE
Wood Door Concealed Vertical Rod Devices
(Includes Strikes 4188 and 2130)

	Trim/Control	US28	US32D	313AN	US19* US26D	US26	US32	US10	US4	US3 643E* US15*
*** 24-CWDC-EO**		2369	2958	2517	2896	3013	3074	3013	3074	3250
	Delta Trim (handed and field reversible)									
24-CWDC-DT	717DT	2595	3282	2795	3220	3337	3398	3239	3300	3574
24-CWDC-DT	718DT	2804	3306	2765	3244	3361	3422	3448	3509	3598
*** 24-CWDC-NL**	718NL*	2595	3282	2795	3220	3337	3398	3239	3300	3574
*** 24-CWDC-C**	718C*	2544	3206	2743	3144	3261	3322	3188	3249	3498
	Knob Control (handed and field reversible)									
24-CWDC-K	711K	2580	3345	2824	3283	3400	3461	3224	3285	3637
24-CWDC-K-BE	711K-BE	2580	3345	2824	3283	3400	3461	3224	3285	3637
24-CWDC-K-NL	711K-NL	2580	3345	2824	3283	3400	3461	3224	3285	3637
	Dane Lever Control (handed and field reversible)									
*** 24-CWDC-L**	712L*	2793	3433	2962	3371	3488	3549	3437	3498	3725
*** 24-CWDC-L-BE**	712L-BE*	2793	3433	2962	3371	3488	3549	3437	3498	3725
*** 24-CWDC-L-NL**	712L-NL*	2793	3433	2962	3371	3488	3549	3437	3498	3725
*** 24-CWDC-L-DT**	712L-DT*	2793	3433	2962	3371	3488	3549	3437	3498	3725

*** These devices and 712L, 712L-BE, 712L-NL, 712L-DT, 718C, 718NL trims are available in 643E, US15 and US19 finishes.**

REFERENCE NOTES:
24 Series ordered in 313AN will be supplied with trims in SP313.
Handing: All 24-CWDC Devices and Trims are handed and field reversible. The Device and Trims are furnished RHR when handing is not specified.
Extension Rods: For door heights over 7'0" up to 8'0", 12" extension rods are furnished at no additional charge at the time of device order.
For door heights over 8'0" up to 10'0" extension rods are furnished at prices shown in parts section with the device at the time of order.
MUST specify door height on order line.

Sex Bolts:
Optional Sex Bolts are recommended for center case when device is used with hollow core or composite doors.
See chart below for quantities and list prices.

Application	Device Sex Bolt 425 (Optional)	Device Sex Bolt 325 (Optional)	List Add
Hollow core or composite doors **- EO (exit only device)**	2	2	68
Hollow core or composite doors - **Device with Trim**	2	Not Required	34

3' Devices are priced with standard trim and strikes, 4' add $23 list, 2' (less label) add $140 list. Cylinders are not included in the price.

FIRE EXIT HARDWARE
Wood Door Concealed Vertical Rod Devices
(Includes Strikes 4188 and 2130)

	Trim/Control	US28	US32D	313AN	US19* US26D	US26	US32	US10	US4	US3 643E* US15*
* **F-24-CWDC-EO**		2606	3195	2754	3133	3250	3311	3250	3311	3487
	Delta Trim (handed and field reversible)									
F-24-CWDC-DT	717DT	2832	3519	3032	3457	3574	3635	3476	3537	3811
F-24-CWDC-DT	718DT	3041	3543	3002	3481	3598	3659	3685	3746	3835
* **F-24-CWDC-NL**	718NL*	2832	3519	3032	3457	3574	3635	3476	3537	3811
* **F-24-CWDC-C**	718C*	2781	3443	2980	3381	3498	3559	3425	3486	3735
	Knob Control (handed and field reversible)									
F-24-CWDC-K	711K	2817	3582	3061	3520	3637	3698	3461	3522	3874
F-24-CWDC-K-BE	711K-BE	2817	3582	3061	3520	3637	3698	3461	3522	3874
F-24-CWDC-K-NL	711K-NL	2817	3582	3061	3520	3637	3698	3461	3522	3874
	Dane Lever Control (handed and field reversible)									
* **F-24-CWDC-L**	712L*	3030	3670	3199	3608	3725	3786	3674	3735	3962
* **F-24-CWDC-L-BE**	712L-BE*	3030	3670	3199	3608	3725	3786	3674	3735	3962
* **F-24-CWDC-L-NL**	712L-NL*	3030	3670	3199	3608	3725	3786	3674	3735	3962
* **F-24-CWDC-L-DT**	712L-DT*	3030	3670	3199	3608	3725	3786	3674	3735	3962

*** These devices and 712L, 712L-BE, 712L-NL, 712L-DT, 718C, 718NL trims are available in 643E, US15 and US19 finishes.**

REFERENCE NOTES:
Consult wood door manufacturer for listing compatibility.
24 Series ordered in 313AN will be supplied with trims in SP313.
Handing: All F-24-CWDC Devices and Trims are handed and field reversible. The Device and Trims are furnished RHR when handing is not specified.
Extension Rods: For door heights over 7'0" up to 8'0", 12" extension rods are furnished at no additional charge at the time of device order.
For door heights over 8'0" up to 10'0" extension rods are furnished at prices shown in parts section with the device at the time of order.
MUST specify door height on order line.

Sex Bolts:
Sex Bolts are supplied for center case mounting when device is used with hollow core or composite doors. See chart below for quantities.

Application	Device Sex Bolt 425 (Supplied)	Device Sex Bolt 325 (Supplied)
Hollow core or composite doors - **EO (exit only device)**	2	2
Hollow core or composite doors - **Device x Trim**	2	Not Required

Cylinder Dogging
Not for use with Fire Exit Hardware

Prefix		List Add
CD	Cylinder Dogging available on all 24 series Panic Devices.	79
LD	Less Dogging available on all 24 series Panic Devices.	N/C

Less Bottom Rod

Suffix		List Add
LBR	Less Bottom Rod available with UL Fire Label at no additional charge on F-24-V and F-24-C devices. Fire rated LBR devices must be ordered in pairs of Vertical Rod Devices. **For Fire Rated Devices specify one device LBR and second device LBR-AFL.** Second device provided with a Fire Pin. For panic devices, deduct $66	N/C

Electric Latch Retraction

Prefix		List Add
EL	**Electric Latch Retraction** - Available on all 24 series Panic and Fire Devices. Electrical Latch cannot be used in combination with CD, EA or KOR options.	914
MEL	**Motorized Electric Latch Retraction -** Available on all 24 series Panic and Fire Devices. Motorized Electric Latch Retraction cannot be used in combination with AX, HD, CD, EA, or KOR options.	839

REFERENCE NOTE:
PS914 is required for EL operation. See Power Supply section for more detail.

Device Monitoring

Prefix		List Add
RX	**Touch Bar Request to Exit Switch** available on all 24 series devices. RX device monitoring switch can be used in combination with a second DM or LM switch (except for 24-R panic and fire).	253
KOR	**Key Override** - Override device monitoring on a door by use of a keyed cylinder. KOR must be used in combination with a device monitoring switch.	71

Exit Alarm

Prefix		List Add
EA	**Exit Alarm** available on 24R, 24V, 24C, and 24C-WDC Panic and Fire Devices. Price includes switch - "RX" is standard, "DC" is optional at no charge. To order "Less Switch", **Deduct $253 list**.	629

Allegion Connect

Suffix		List Add
CON	Cross-category solution using common interconnect components for electrified options. Available with MEL, MEL-RX, EL, RX, EA, EL-RX, options.	N/C

NOTE: For wire harness options refer to Power Supply and Electronic Component Section.

Cylinders are not included in price unless noted.

Athena Trim

Model No.	Device Type	Description	US4, US10, SP28	SP313	US15	US3, US26 US26D
715DT	R, V	Dummy Trim	156	286	286	286

Control Trim

Model No.	Device Type	Description	US4, US10, SP28	SP313	US3, US15, US26, US26D,
711K	R, V	Knob, Key Locks or Unlocks	211	307	387
711K	C	Knob, Key Locks or Unlocks	211	307	387
711K-BE	R, V	Knob, Blank Escutcheon	211	307	387
711K-BE	C	Knob, Blank Escutcheon	211	307	387
711K-NL	R, V	Knob, Night Latch	211	307	387
711K-NL	C	Knob, Night Latch	211	307	387

711 series trim are handed and field reversible. Trims are furnished RHR when handing is not specified.

Delta Controls

Model No.	Device Type	Description	US4, US10, SP28	SP313	US3, US15, US19, US26, US26D
717DT	R, V	Dummy Trim	226	278	324
717DT	C	Dummy Trim	226	278	324

717 series trim are handed and field reversible. Trims are furnished RHR when handing is not specified.

Delta Controls

Model No.	Device Type	Description	US4, US10, SP28	SP313	US3, 643E* US15, US19*, US26 US26D
718DT	C	Dummy Trim	435	248	348
718NL*	R, V	Night Latch	226	278	324
718NL*	C	Night Latch	226	278	324
718C*	R, V	Night Latch Less Pull	175	226	248
718C*	C	Night Latch Less Pull	175	226	248

*** Available in 643E and US19.**
718 series trim are handed and field reversible. Trims are furnished RHR when handing is not specified.

Control Lever Trims

Model No.	Device Type	Description	US4, US10, SP28	SP313	US3, 643E* US15, US19*, US26 US26D
712L*	R, V	Dane Lever, Key Locks or Unlocks	424	445	475
712L*	C	Dane Lever, Key Locks or Unlocks	424	445	475
712L-BE*	R, V	Dane Lever, Blank Escutcheon	424	445	475
712L-BE*	C	Dane Lever, Blank Escutcheon	424	445	475
712L-NL*	R, V	Dane Lever, Night Latch	424	445	475
712L-NL*	C	Dane Lever, Night Latch	424	445	475
712L-DT*	R, V	Dane Lever, Dummy Trim	424	445	475
712L-DT*	C	Dane Lever, Dummy Trim	424	445	475

*** Available in 643E and US19.**
712 series trim are handed and field reversible. Trims are furnished RHR when handing is not specified.
The Dane Lever is furnished standard. Optional lever designs Sutro, Quantum, Avalon, Danish, Broadway, Boardwalk, Longitude, and Latitude are available at no additional charge.
24 Series ordered in US32D will be supplied with trims in US15.

Prices subject to change without notice

Rim Strikes

Model	Description	Unfinished	US19	US26D	US32D	US4	US10	SP313	US10B	US3	US26	US32
264	24/25-R Panic Devices - Opt.	–	129	150	–	–	–	–	–	–	–	–
299	24/25-R Panic Devices - Std.	–	79	93	–	93	–	93	–	121	121	–
299F	24/25-R Fire Devices - Std.	–	97		130	152	152		152	175		175
1439	24/25-R Panic Devices - Opt.	–	187	–	–	–	–	–	–	–	–	–
1606	24/25-R Panic Devices - Opt.	93		–	–	–	–	–	–	–	–	–
1609-D24	24-R Panic Devices - Opt.	–	129	–	–	–	–	–	–	–	–	–

Must be used with a Coordinator. Not a UL fire exit hardware listed application.

Vertical Rod Top Strikes

Model	Description	Unfinished
3788	19/24/25/XX-V Panic and Fire Devices	66
4188	24/25/XX-C,CWDC Panic and Fire Devices	66

Vertical Rod Bottom Strikes

Model	Description	Unfinished
2130	19-V/24/25/XX-V,C Panic or Fire - Std.	66
4155	19-V/24/25/XX-V,C Panic	66

REFERENCE NOTES:
Refer to device catalogs for specific door application strike requirements.

Cover Plates & Filler Plates

Model No.	Description	Unfinished
3722	Strike cover - ASA 4-7/8"	16
3723	Mortise front - 8" x 1-1/4"	16
3721	Lock front - 2-1/4" x 1-1/8"	16

Cylinders

Model No.	Description	US26D	US3, US4, US10, US10B US32, US32D
985	1-1/8" Mortise Cylinder with Straight Cam #24	77	81
986	1-1/4" Mortise Cylinder with Straight Cam #24	77	81
951	Rim Cylinder	77	81
C987	1-3/8" Interchangeable Core Mortise Cylinder Housing	45	47
C953	Interchangeable Core Rim Cylinder Housing	49	51

REFERENCE NOTES:
Interchangeable Core Cylinder Housing uses #5 cam.
Custom Keying not available. Falcon G - default keyway.
Cylinder type needed is determined by trim function.
IC Cylinder Housings sold LESS SFIC

Cylinder Dogging Kits

Model No.	Description	Part No.	US3, US4, US10, US26, US26D, US28, US32D, 313AN, US19
24CDK-3	24 Series - 3' device	650155	79
24CDK-4	24 Series - 4' device	650156	79

REFERENCE NOTES:
Cylinder Sold Separately.
When a device is ordered "with CD with Cylinder" a 1-1/4" mortise cylinder (986 Falcon G x straight cam KD) is supplied for CD.
CD Kits can also pair with a 1-1/8" mortise cylinder (985 Falcon G x straight cam KD). Must be ordered separately.

Dummy Touch Bars

3´ Device pricing below, 4´ add $23 list.

Model No.	Description	SP28 SP313	US4 US10	US32D	US3, US32, US15, US19, 643e, US26, US26D
250DT	24/25 Series Dummy Touch Bar	419	463	527	602

Optional Features:

Prefix		List Add
RX	Touchbar Request to Exit Switch - For D250 only	253
KOR	Key Override device monitoring on a door by use of a keyed cylinder - For D250 only	71

Extension Rods

Part No.	Description	All Finishes
650006	24/25/19/XX-V Extension Rod 12" (ER12-V)	27
650007	24/25/19/XX-V Extension Rod 24" (ER24-V)	46
650008	24/25/19/XX-V Extension Rod 36" (ER36-V)	76
650017	24/25/XX-C, CWDC Extension Rod 12" (ER12-C)	27
650018	24/25/XX-C, CWDC Extension Rod 24" (ER24-C)	46
650019	24/25/XX-C, CWDC Extension Rod 36" (ER36-C)	76

REFERENCE NOTES:

1) Surface Vertical and Concealed Vertical Rod Devices for door heights over 7'0" up to 8'0", 12" extension rods are furnished at no additional charge at the time of device order. Must specify door height on order line.
2) For door heights over 8'0" up to 10'0" extension rods are furnished at prices shown above with the device at the time of order. MUST specify door height on order line.
3) Replacement extension rods can be ordered individually by the part numbers listed above.

Electric and Alarm Kits

Model No.	Description	Part #	Part Number w/ Allegion Connect (-CON)	US3, US4, US10, US19, US26, US26D, US28, US32D, 313AN
24-EAK-3	24 Series Exit Alarm Kit 3'	650163	650704	629
24-EAK-4	24 Series Exit Alarm Kit 4'	650164	650705	629

Model No.	Description	Part #	US3, US4, US10, US19, US26, US26D, US32D, SP28, SP313
ELK-3	24/25 Electric Latch Retraction Kit 3'	650147	914
ELK-4	24/25 Electric Latch Retraction Kit 4'	650148	914

Model No.	Description	Part #	Part Number w/ Allegion Connect (-CON)	US3, US4, US10, US26, US26D, US28, US32D, SP313
24-MELK-3	24 Motorized Electric Latch Retraction Kit 3'	47266632	47270548	839
24-MELK-4	24 Motorized Electric Latch Retraction Kit 4'	47266633	47270549	839

NOTE: MEL kit cannot be used to convert an EL device.

Model No.	Description	Part #	Unfinished
24/25 RX KIT	24/25 Series RX Switch Kit	650359	312

Prices subject to change without notice

Shim Kits

Model No.	Description	Part #	US19
SK24-R	24 Rim Shim Kit - 1/4"	650109	83
SK24-V-8	24 Surface Vertical Shim Kit - 1/4" - up to 8' doors	650110	83
SK24-V-10	24 Surface Vertical Shim Kit - 1/4" - over 8' up to 10' doors	650208	83

REFERENCE NOTES:
All shim kits for use on door thicknesses up to 2". Consult factory for door thickness over 2"

SLM Blocking

For use with devices on doors with special high density blocking material. Blocking material must be UL or Warnock Hersey approved.

Model No.	Description	Part #	Unfinished
F-24-R/C	F-24 Rim/Concealed Vertical SLM Blocking Kit	600333	24
F-24-V	F-24 Surface Vertical SLM Blocking Kit	600334	26

(F) 24 Exit Devices

Part No.	Description	Unfinished	US28	US32D	313AN	US26D	US10 US26 US32	US4	US3	US19
650234	(F)24-R Center Case Kit	765	–	–	–	–	–	–	–	–
650236	(F) 24-V Center Case Kit	319	–	–	–	–	–	–	–	–
650238	(F) 24-C Center Case Kit RHR	307	–	–	–	–	–	–	–	–
090978	(F) 24-C Center Case Kit LHR	307	–	–	–	–	–	–	–	–
650247	24-R Center Case Cover Kit	–	156	193	166	191	198	205	213	191
650249	F-24-R Center Case Cover Kit	–	156	193	166	191	198	205	213	191
650251	(F) 24-V Center Case Cover Kit	–	156	193	166	191	198	205	213	191
650253	(F) 24-C Center Case Cover Kit	–	156	193	166	191	198	205	213	191
600307	24 Series Center Case Cover Mtg Pkg	–	–	–	15	–	15	15	15	15
661408	24 Series Channel 3' Door	–	103	127	111	122	127	131	141	–
661409	24 Series Channel 4' Door	–	129	164	134	163	166	170	174	–
650121	F-24 Series Channel Cover 3'	–	50	50	50	50	50	50	50	–
650122	F-24 series Channel Cover 4'	–	55	55	55	55	55	55	55	–
650116	24 Series CD Channel Cover 4'	–	70	70	70	70	70	70	70	–
650117	24 Series CD Channel Cover 3'	–	62	62	62	62	62	62	62	–
650139	24 Series KOR Channel Cover 3'	–	79	79	79	79	79	79	79	–
650140	24 Series KOR Channel Cover 4'	–	83	83	83	83	83	83	83	–
650187	24 Series Hex Dogging Kit 3'	–	82	82	82	82	82	82	82	82
650188	24 Series Hex Dogging Kit 4'	–	87	87	87	87	87	87	87	87
610480	24 Panic Dogging Housing	24	–	–	–	–	–	–	–	–
060109	24 Hex Dogging Key 7/32" (Pkg of 10)	18	–	–	–	–	–	–	–	–
650294	24 Channel End Cap Kit 1-3/4" Door	–	39	49	43	46	50	50	52	46
650348	24 Channel End Cap Kit 2-1/4" Door	–	39	49	43	46	50	50	52	–
600305	24 Series Channel Screw Pkg	21	–	–	–	–	–	–	–	–
600310	24 Series Push Bar End Cap Kit	–	43	51	44	50	51	52	56	
600319	24 Series Push Bar Guide Pkg	15	–	–	–	–	–	–	–	–
650324	(F) 24-R Mounting Pkg 1-3/4" Door	38	–	–	–	–	–	–	–	–
650302	(F) 24-R Mounting Pkg 2-1/4" Door	37	–	–	–	–	–	–	–	–
650304	24-V Mounting Pkg 1-3/4" - 2-1/4" Door	55	–	–	–	–	–	–	–	–
650325	F-24-V Mounting Pkg 1-3/4" Door	55	–	–	–	–	–	–	–	–
650201	F-24-V Mounting Pkg 2-1/4" Door	55	–	–	–	–	–	–	–	–
650318	24-C Mounting Pkg 1-3/4" Door	38	–	–	–	–	–	–	–	–
650300	24-C Mounting Pkg 2-1/4" Door	38	–	–	–	–	–	–	–	–
650317	F-24-C Mounting Pkg 1-3/4" Door	38	–	–	–	–	–	–	–	–
650346	F-24-C Mounting Pkg 2-1/4" Door	38	–	–	–	–	–	–	–	–
650326	24-CWDC Mounting Pkg 1-3/4" Door	–	–	80	80	–	–	80	–	–
650298	24-CWDC Mounting Pkg 2-1/4" Door	–	–	80	80	–	–	80	–	–
650327	F-24-CWDC Mounting Pkg 1-3/4" Door	80	–	–	–	–	–	–	–	–
060111	Cotter Key 1/8" x 1" (Package of 10)	18	–	–	–	–	–	–	–	–
600320	EL Solenoid Pkg	228	–	–	–	–	–	–	–	–
600321	EL Plunger Solenoid Pkg	86	–	–	–	–	–	–	–	–
650359	24/25 Series RX Switch Kit	312	–	–	–	–	–	–	–	–
050534	EL Potted Circuit Breaker	386	–	–	–	–	–	–	–	–
650265	Exit Alarm Label - Service	14	–	–	–	–	–	–	–	–
650716	Old Style Falcon 24 Vertical LM Switch Replacement Kit	305	–	–	–	–	–	–	–	–
650713	LM Switch Replacement Kit	262	–	–	–	–	–	–	–	–
650712	LM Con Switch Replacement Kit	274	–	–	–	–	–	–	–	–
650717	Old Style Falcon 24 Vertical DM Switch Replacement Kit	312	–	–	–	–	–	–	–	–
650715	DM Switch Replacement Kit	274	–	–	–	–	–	–	–	–
650714	DM Con Switch Replacement Kit	286	–	–	–	–	–	–	–	–
114320	MEL motor cable	16	–	–	–	–	–	–	–	–
47269206	MEL motor cable with 6' cable	73	–	–	–	–	–	–	–	–
106198	MEL 6" Allegion Connect adapter cable	16	–	–	–	–	–	–	–	–
040069	MEL motor cable with MEL 6" Allegion Connect adapter cable	73	–	–	–	–	–	–	–	–
47270296	24 Series 3' MEL channel cover plate	–	118	118	118	118	118	118	118	118
47270297	24 Series 4' MEL channel cover plate	–	123	123	123	123	123	123	123	123
47266852	MEL motor mounting screws, pkg. of 2	24	–	–	–	–	–	–	–	–

Prices subject to change without notice

(F) 24 Exit Devices - Latches and Rods

Part No.	Description	Unfinished	SP28	US32D	313AN	US26D	US10 US26 US32
650389	24-V Top Latch Case	149	–	–	–	–	–
650375	F-24-V Top Latch Case	153	–	–	–	–	–
650202	24-V Latch Case Cover Kit	–	86	86	112	112	112
650336	24-V Latch Case Cover Mounting Pkg	–	13	13	13	13	13
650311	24-V Rod Guide Kit	–	66	70	–	83	62
650387	24-V Bottom Bolt Guide (Latch cover sold separately)	14	–	–	–	–	–
4450	24-V Top Rod Kit	–	112	112	112	112	112
610056	24-V Bottom Rod Kit	–	151	151	151	151	151
603	24-C, C-WDC Top Latch Case	254	–	–	–	–	–
F603	F-24-C Top Latch Case	354	–	–	–	–	–
WF603	F-24-CWDC Top Latch Case	354	–	–	–	–	–
650339	(F) 24-C, CWDC Top Latch Release Kit	–	50	50	50	50	43
4567	24-C Bottom Bolt Guide	60	–	–	–	–	–
4835	24-CWDC Bottom Bolt Guide	55	–	–	–	–	–
4694	F-24-CWDC Latch Bracket	14	–	–	–	–	–
650351	(F) 24-C, CWDC Center Slide Assy	367	–	–	–	–	–
4833	24-CWDC Reinforcement Plate	–	40	54	40	54	54
4834	24-CWDC Reinforcement Plate w/ Access Hole	–	40	54	40	54	54
610061	(F) 24-C, CWDC Top Rod Kit	112	–	–	–	–	–
610057	(F) 24-C, CWDC Bottom Rod Kit	151	–	–	–	–	–
5494	F-24-C Auxiliary Fire Pin Kit (LBR application only)	191	–	–	–	–	–
660002	#10 x 1 1/4" FPHSMS Clear Zinc	13	–	–	–	–	–

24 Series Trim

Part No.	Description	Unfinished	SP28 SP313	US26D US32D	US10 US26	US4 US32	US3
4120	710NL, 718C/NL Cylinder Spacer Collar	13	–	–	–	–	–
4121	710NL, 718C/NL Cylinder Anchor Plate	13	–	–	–	–	–
661560	700/900 Locking Plate	24	–	–	–	–	–
4270	700 Series Trim Hex Stud	13					
4349	Control Hex Stud	13	–	–	–	–	–
650314	700/900 Lever Actuator Spring	13	–	–	–	–	–
661567	700/900 Locking Spring	24	–	–	–	–	–
600288	717/718/719 Pull Grip Screw Pkg	13					
650366	TP/K/L Actuator Shaft Assembly	13	–	–	–	–	–
650313	710TP Retainer Plate	38	–	–	–	–	–
650312	711/712-R/V Retainer Plate	44	–	–	–	–	–
060136	712L-C Output Cam Pkg 2-1/4" Dr	52	–	–	–	–	–
060137	712L-C Output Cam Pkg 1-3/4" Dr	52	–	–	–	–	–
060138	700/900 OUTPUT CAM PKG - R/V	36	–	–	–	–	–
650151	715DT Mtg Pkg 1-3/4"	–	17	17	17	17	17
650152	715DT Mtg Pkg 2-1/4"	–	17	17	17	17	17
650153	717DT Mtg Pkg 1-3/4"	–	13	13	13	13	13
650154	717DT Mtg Pkg 2-1/4"	–	13	13	13	13	13
650157	710DT Mtg Pkg 1-3/4"	–	13	13	13	13	13
650158	710DT Mtg Pkg 2-1/4"	–	13	13	13	13	13
650161	710NL Mtg Pkg 1-3/4"	–	29	29	29	29	29
650162	710NL Mtg Pkg 2-1/4"	–	29	29	29	29	29
650165	710TP Mtg Pkg 1-3/4"	–	17	17	17	17	17
650166	710TP Mtg Pkg 2-1/4"	–	17	17	17	17	17
650169	718C/NL-R/V Mtg Pkg 1-3/4"	–	17	17	17	17	17
650170	718C/NL-R/V Mtg Pkg 2-1/4"	–	17	17	17	17	17
650173	718NL-C Mtg Pkg 1-3/4"	–	38	38	38	38	38
650174	718NL-C Mtg Pkg 2-1/4"	–	38	38	38	38	38
650177	718C-CV Mtg Pkg 1-3/4"	–	38	38	38	38	38
650178	718C-CV Mtg Pkg 2-1/4"	–	38	38	38	38	38
650181	718DT Mtg Pkg 1-3/4"	–	13	13	13	13	13
650182	718DT Mtg Pkg 2-1/4"	–	13	13	13	13	13
650185	718TP Mtg Pkg 1-3/4"	–	13	13	13	13	13
650186	718TP Mtg Pkg 2-1/4"	–	13	13	13	13	13
650189	711/712/719 Mtg Pkg 1-3/4"	13	–	–	–	–	–
650190	711/712/719 Mtg Pkg 2-1/4"	13	–	–	–	–	–
650327	F-24 CWDC SERV Mtg Pkg	80	–	–	–	–	–
600339	700/900 NL Spring Pkg	13	–	–	–	–	–
600283	Shear Pin, package of 5	14	–	–	–	–	–

24 Series Trim

Part No.	Description	Unfinished	SP28	SP313	US26D US32D	US10 US26	US4 US32	US3
600298	Knob Assy	–	172	184	213	220	225	237
600299	Dane Lever Kit	–	127	133	163	165	167	174
600300	Sutro Lever Kit	–	127	133	163	165	167	174
600301	Quantum Lever Kit	–	127	133	163	165	167	174
600337	Avalon Lever Kit	–	205	207	207	283	207	283

Prices subject to change without notice

Part No.	Description	List Price
650277	24/25 Maintenance Kit (See below for what is supplied in Kit)	$2,282.00

Refill Parts/Packages

Part No.	Description	Refill List Price Each	Kit Contents Qty
299 Strike	299 Strike US19	78.00	5
325 SNB	325 Sex Bolt, 1/4-20 US32D (Pkg of 2)	35.00	10
425 SNB	425 Sex Bolt, 10-24 US32D (Pkg of 2)	35.00	10
4208	CD/EA/KOR Cylinder Retaining Bracket	13.00	30
060126	512/718 Lever Washer (Pkg of 10)	13.00	1
3894-000	Cylinder Nut BRS	13.00	10
650311	Rod Guide Kit US32D	70.00	6
650311	Rod Guide Kit SP28	66.00	2
650311	Rod Guide Kit SP313	70.00	2
060109	Hex Dogging Key 7/32" (Pkg of 10)	18.00	1
650231	512 Mtg Pkg US4 1-3/4" Dr	13.00	2
650231	512 Mtg Pkg US10B 1-3/4" Dr	13.00	2
650231	512 Mtg Pkg US26D 1-3/4" Dr	13.00	6
650294	24/25 End Cap Kit US32D 1-3/4" Dr.	49.00	6
650294	24/25 End Cap Kit US26D 1-3/4" Dr.	46.00	2
650294	24/25 End Cap Kit SP28 1-3/4" Dr.	39.00	1
650294	24/25 End Cap Kit SP313 1-3/4" Dr.	43.00	1
600283	511 Trim Shear Pin (Pkg of 5)	14.00	6
640001	24 Device Plastic Mounting Template	13.00	2
640002	25 Device Plastic Mounting Template	13.00	2
650267	510/513 Trim Shear Pin (Pkg of 10)	31.00	3
060112	8500 Lock Housing Screws (Pkg of 10)	13.00	2
060113	24/25-C Latch Screw (Pkg of 10)	13.00	5
060114	Rod Guide Screws (Pkg of 10)	13.00	3
060119	510/511/512/513 Back Plate Screws (Pkg of 10)	13.00	5
600309	25 Lift Finger Screws (Pkg of 2)	14.00	10
600173	8500 Lock Face Screws US3/US4/US10	13.00	10
600173	8500 Lock Face Screws US26D/US32D	13.00	10
600173	8500 Lock Face Screws US10B	13.00	10
060120	8500 Lock Backplate Screws (Pkg of 10)	13.00	5
060121	24/25-V Latch Cover Screws US26D/US32D/US28 (Pkg of 10)	13.00	5
060121	24/25-V Latch Cover Screws US3/US4/US10 (Pkg of 10)	13.00	5
060121	24/25-V Latch Cover Screws US10B (Pkg of 10)	13.00	5
060123	Electric Option Dogging Screw (Pkg of 10)	13.00	5
060122	K-NL/L-NL Spindle Cam Screw (Pkg of 10)	15.00	2
060124	K/L/TL Trim Lock Nut (Pkg of 10)	13.00	1
600305	24/25 Channel Screw (Pkg of 10)	21.00	3
060111	Cotter Key 1/8" x 1" (Pkg of 10)	18.00	5
600279	Cylinder Nut Tool (Pkg of 5)	26.00	2
060125	FSE/FSE Trim Pivot Pin (Pkg of 10)	13.00	2
600319	24/25 Pushbar Guide (Pkg of 2)	15.00	10
600278	25 Trim Cylinder Locknut	15.00	10
060117	25 Center Case Mtg Screws (Pkg of 10)	13.00	5
060118	24 Center Case Housing Screws (Pkg of 10)	13.00	5
060116	25-R/M Device Mounting Screws (Pkg of 10)	13.00	5
060115	FSA/FSE Trim Screws (Pkg of 10)	13.00	5
600307	24/25 Center Case Cover Screws US3 (Pkg of 4)	15.00	12
600307	24/25 Center Case Cover Screws US4 (Pkg of 4)	15.00	12
600307	24/25 Center Case Cover Screws US10 (Pkg of 4)	15.00	12
600307	24/25 Center Case Cover Screws US10B (Pkg of 4)	15.00	12
600307	24/25 Center Case Cover Screws US26D/US32D/SP28 (Pkg of 4)	15.00	12
600277	510/513 Spindle Cam Ret. Ring (Pkg of 10)	14.00	2
600308	25 Housing Plate Screws (Pkg of 2)	14.00	2
970321	299 Strike Shim	17.00	20

Prices subject to change without notice

Panic and fire

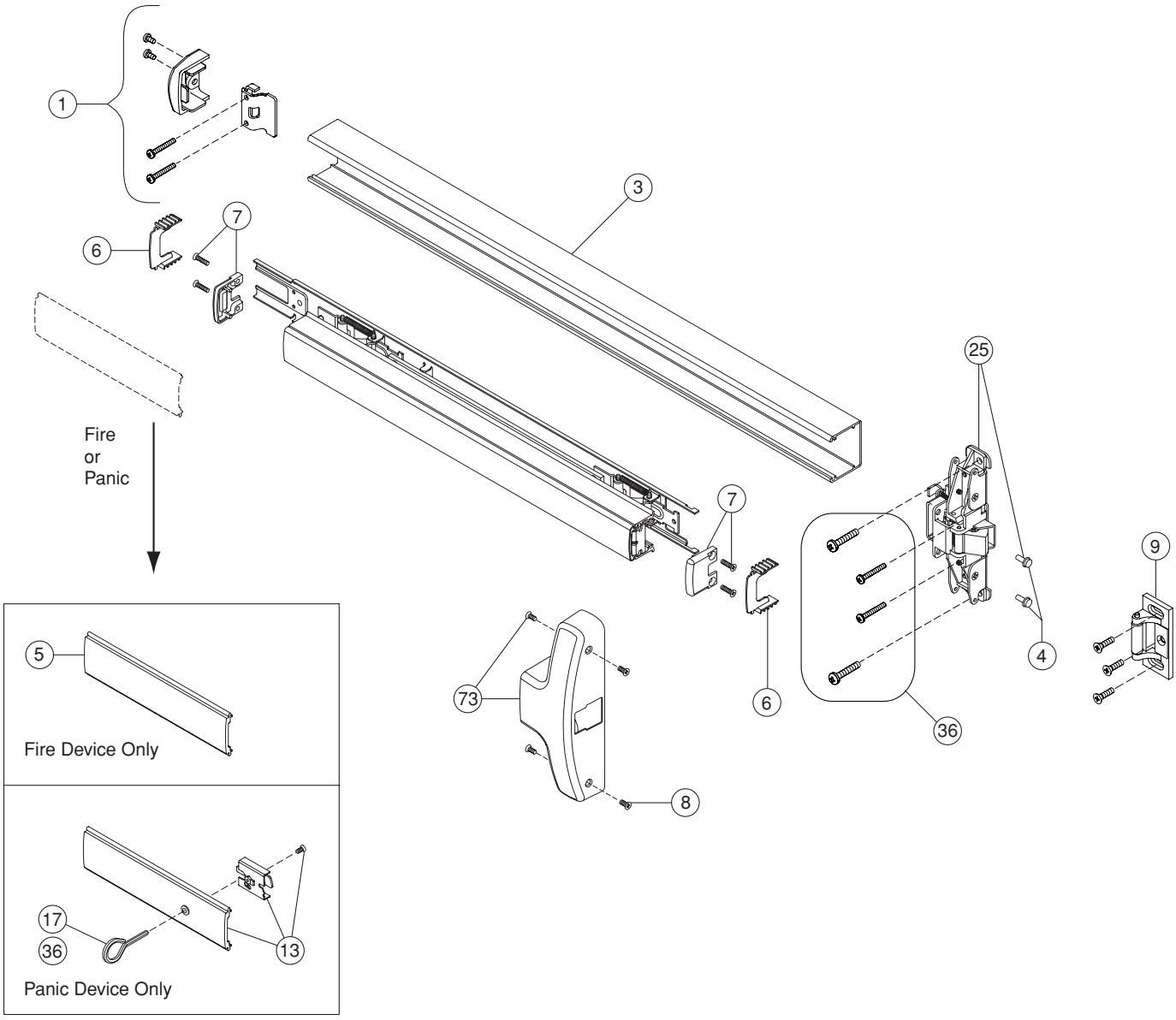

Prices subject to change without notice

No.	Qty.	Part no.	Description	Package contents	Notes
1	1	650294	24 Channel Endcap Kit 1¾" Door	1– Channel Endcap	A
				2– #10-24 x ⅜" PPHMS	
				1– Channel Endcap Bracket	
				2– #10-24 x 1" PPHMS	
				2– #10 x 1¼" PPHSMS	
		650348	24 Channel Endcap Kit 2¼" Door	1– Channel Endcap	A
				2– #10-24 x ⅜" PPHMS	
				1– Channel Endcap Bracket	
				2– #10-24 x 1" PPHMS	
				2– #10 x 1¼" PPHSMS	
3	1	661408	24 Channel 3'		A
		661409	24 Channel 4'		
4	1	600305	24 Channel Screw Pkg	10– #10-16 x ½" Hex Washer Head Taptite	
5	1	650121	F-24 Channel Cover 3'		A, B
		650122	F-24 Channel Cover 4'		
6	1	600319	24 Pushbar Guide Pkg	2– Pushbar Guide	
7	1	600310	24 Pushbar Endcap Kit	2– Pushbar Endcap	A
				4– #8-18 x ¾" FPHSMS	
8	1	600307	Center Case Cover Screw Pkg	4– #8-18 x ⅜" UFPHSMS	A
9	1	299	299 Strike		C
13	1	650187	24 Hex Dogging Kit 3'	1– Panic Channel Cover 1– Dogging Subassembly 1– #8-32 x ⅜" UFPHMS	A, B
		650188	24 Hex Dogging Kit 4'		
17	1	060109	24 Panic Hex Dogging Key 7⁄32" package of 10		
25	1	650234	(F)24-R Center Case Kit	2– #10-16 x ½" Hex Washer Head Taptite	
36	1	650324	(F)24-R Mounting Pkg 1¾" Door	2– #10 x 1¼" PPHSMS	*
				2– #14 x 1" PPHSMS	*
				2– 1/4 - 20 x ¾" PPHMS	
				2– 10-24 x 1½" PPHMS	
				1– Dogging Key	
	1	650302	(F)24-R Mounting Pkg 2¼" Door	2– #10 x 1¼" PPHSMS	*
				2– #14 x 1" PPHSMS	*
				2– 1/4 - 20 x 1¼" PPHMS	*
				2– #10-24 x 2" PPHMS	*
73	1	650247	24-R Center Case Cover Kit	1– Center Case Cover	A
		650249	F-24-R Center Case Cover Kit	4– #8-18 x ⅜" UFPHSMS	

* Item(s) not shown
A Specify by finish: US3, US4, US10, 313AN, US26, US32, US26D, US32D, US28
B Specify by finish: US3, US4, US10, US19, US26, US26D, SP313

Panic and fire

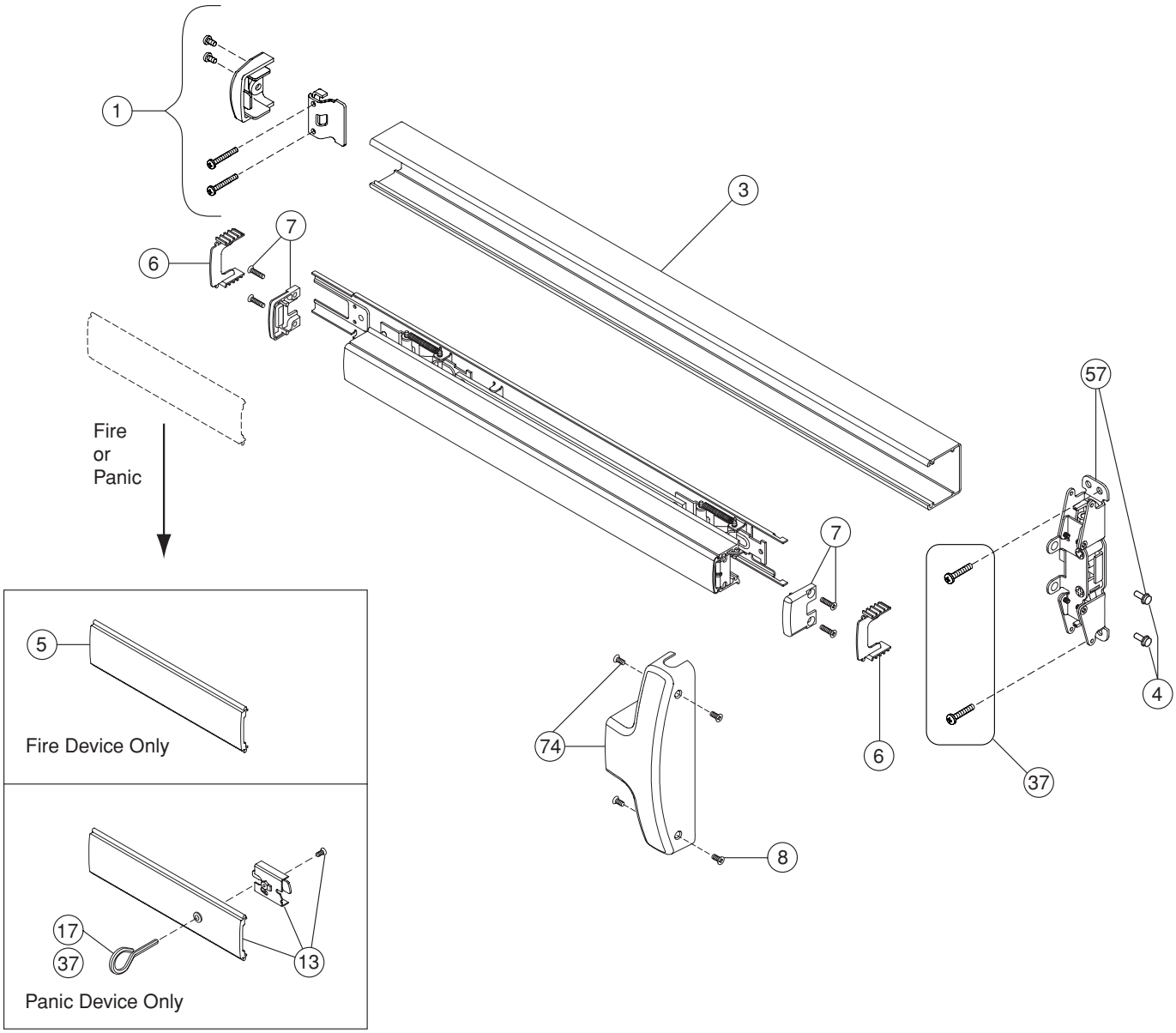

No.	Qty.	Part no.	Description	Package contents	Notes
1	1	650294	24 Channel Endcap Kit 1¾" Door	1– Channel Endcap	A
				2– #10-24 x ⅜" PPHMS	
				1– Channel Endcap Bracket	
				2– #10-24 x 1" PPHMS	
				2– #10 x 1¼" PPHSMS	
	1	650348	24 Channel Endcap Kit 2¼" Door	1– Channel Endcap	A
				2– #10-24 x ⅜" PPHMS	
				1– Channel Endcap Bracket	
				2– #10-24 x 1" PPHMS	
				2– #10 x 1¼" PPHSMS	
3	1	661408	24 Channel 3'		A
		661409	24 Channel 4'		
4	1	600305	24 Channel Screw Pkg	10– #10-16 x ½" Hex Washer Head Taptite	
5	1	650121	F-24 Channel Cover 3'		A, B
		650122	F-24 Channel Cover 4'		
6	1	600319	24 Pushbar Guide Pkg	2– Pushbar Guide	
7	1	600310	24 Pushbar Endcap Kit	2– Pushbar Endcap	A
				4– #8-18 x ¾" FPHSMS	
8	1	600307	Center Case Cover Screw Pkg	4– #8-18 x ⅜" UFPHSMS	A
13	1	650187	24 Hex Dogging Kit 3'	1– Panic Channel Cover 1– Dogging Subassembly 1– #8-32 x ⅜" UFPHMS	A, B
		650188	24 Hex Dogging Kit 4'		
17	1	060109	24 Panic Hex Dogging Key 7/32" package of 10		
37	1	650304	24-V Mounting Pkg 1¾" - 2¼" Door	4– #10 x 1¼" PPHSMS	*
				2– #10 x 1¼" FPHSMS	*
				2– #14 x 1" PPHSMS	*
				1– ⅛ x 1" Cotter Key	*
				1– Dogging Key	
		650325	F-24-V Mounting Pkg 1¾" Door	2– #10-24 x ¾" PPHMS	*
				4– #10-24 x ¾" FPHMS	*
				2– 1/4-20 x ¾" PPHMS	
				1– ⅛ x 1" Cotter Key	*
		650201	F-24-V Mounting Pkg 2¼" Door	2– #10-24 x 1¼" PPHMS	*
				4– #10-24 x 1¼" FPHMS	*
				2– 1/4-20 x 1¼" PPHMS	*
				1– ⅛" x 1" Cotter Key	*
57	1	650236	(F)24-V Center Case Kit	1– Center Case	A
				2– #10-16 x ½" Hex Washer Head Taptite	
74	1	650251	(F)24-V Center Case Cover Kit	1– Center Case Cover	A
				4– #8-18 x ⅜" UFPHSMS	

* Item(s) not shown

A Specify by finish: US3, US4, US10, 313AN, US26, US32, US26D, US32D, US28

Prices subject to change without notice

Panic and fire

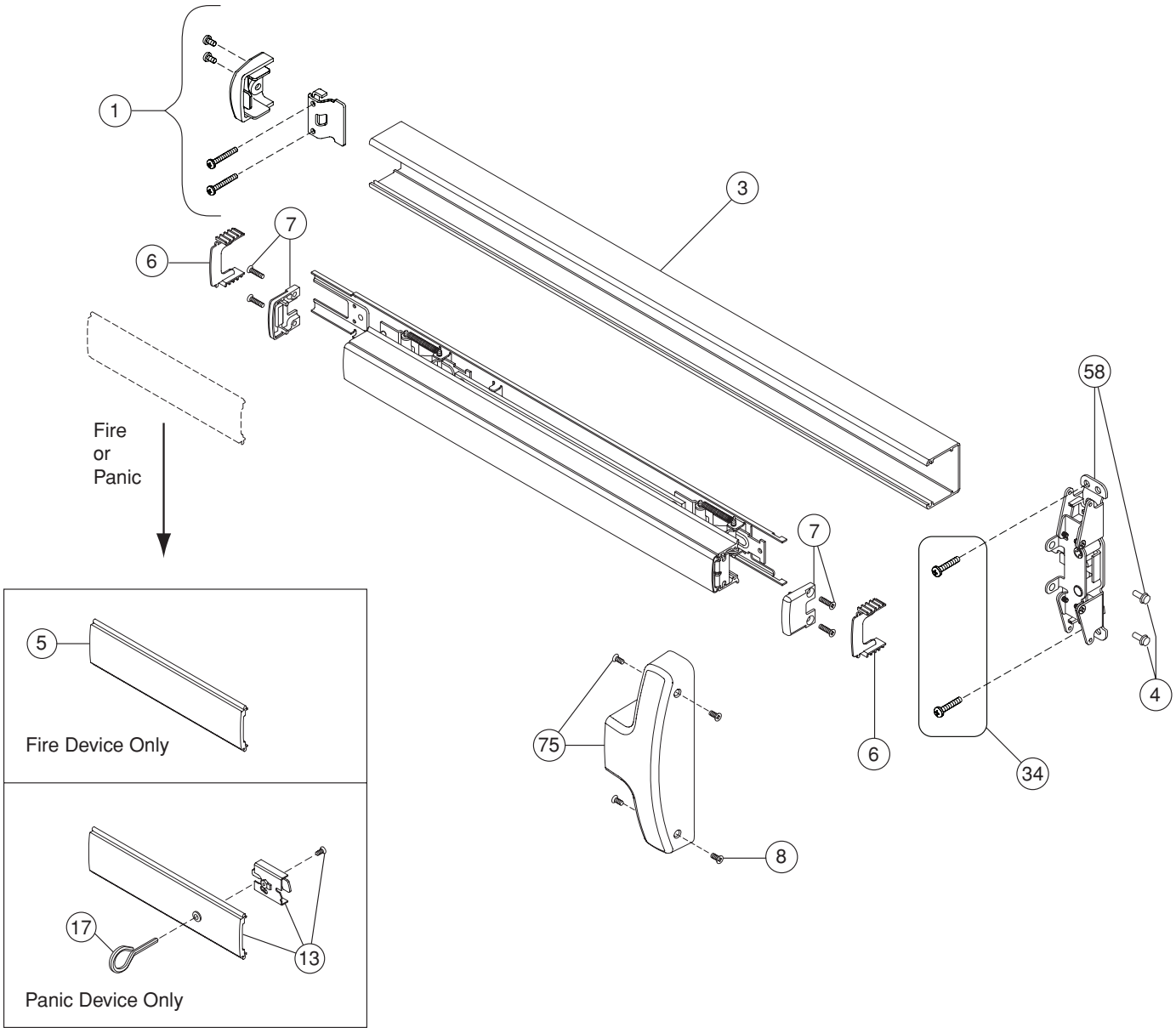

No.	Qty.	Part no.	Description	Package contents	Notes
1	1	650294	24 Channel Endcap Kit 1¾" Door	1– Channel Endcap	A
				2– #10-24 x ⅜" PPHMS	
				1– Channel Endcap Bracket	
				2– #10-24 x 1" PPHMS	
				2– #10 x 1¼" PPHSMS	
	1	650348	24 Channel Endcap Kit 2¼" Door	1– Channel Endcap	A
				2– #10-24 x ⅜" PPHMS	
				1– Channel Endcap Bracket	
				2– #10-24 x 1" PPHMS	
				2– #10 x 1¼" PPHSMS	
3	1	661408	24 Channel 3'		A
		661409	24 Channel 4'		
4	1	600305	24 Channel Screw Pkg	10– #10-16 x ½" Hex Washer Head Taptite	
5	1	650121	F-24 Channel Cover 3'		A, B
		650122	F-24 Channel Cover 4'		
6	1	600319	24 Pushbar Guide Pkg	2– Pushbar Guide	
7	1	600310	24 Pushbar Endcap Kit	2– Pushbar Endcap	A
				4– #8-18 x ¾" FPHSMS	
8	1	600307	24 Center Case Cover Screw Pkg	4– #8-18 x ⅜" UFPHSMS	A
13	1	650187	24 Hex Dogging Kit 3'	1– Panic Channel Cover 1– Dogging Subassembly 1– #8-32 x ⅜" UFPHMS	A, B
		650188	24 Hex Dogging Kit 4'		
17	1	060109	24 Panic Hex Dogging Key 7/32" package of 10		
34		Included with C, F-24-C, F-24-CWDC Mounting Packages.			
35					
58	1	650238	(F)24-C Center Case Kit RHR	1– Center Case	
		090978	(F) 24-C Center Case Kit LHR	2– #10-16 x ½" Hex Washer Head Taptite	
75	1	650253	(F)24-C Center Case Cover Kit	1– Center Case	A
				4– #8-18 x ⅜" UFPHSMS	

A Specify by finish: US3, US4, US10, 313AN, US26, US32, US26D, US32D, US28

Panic and fire

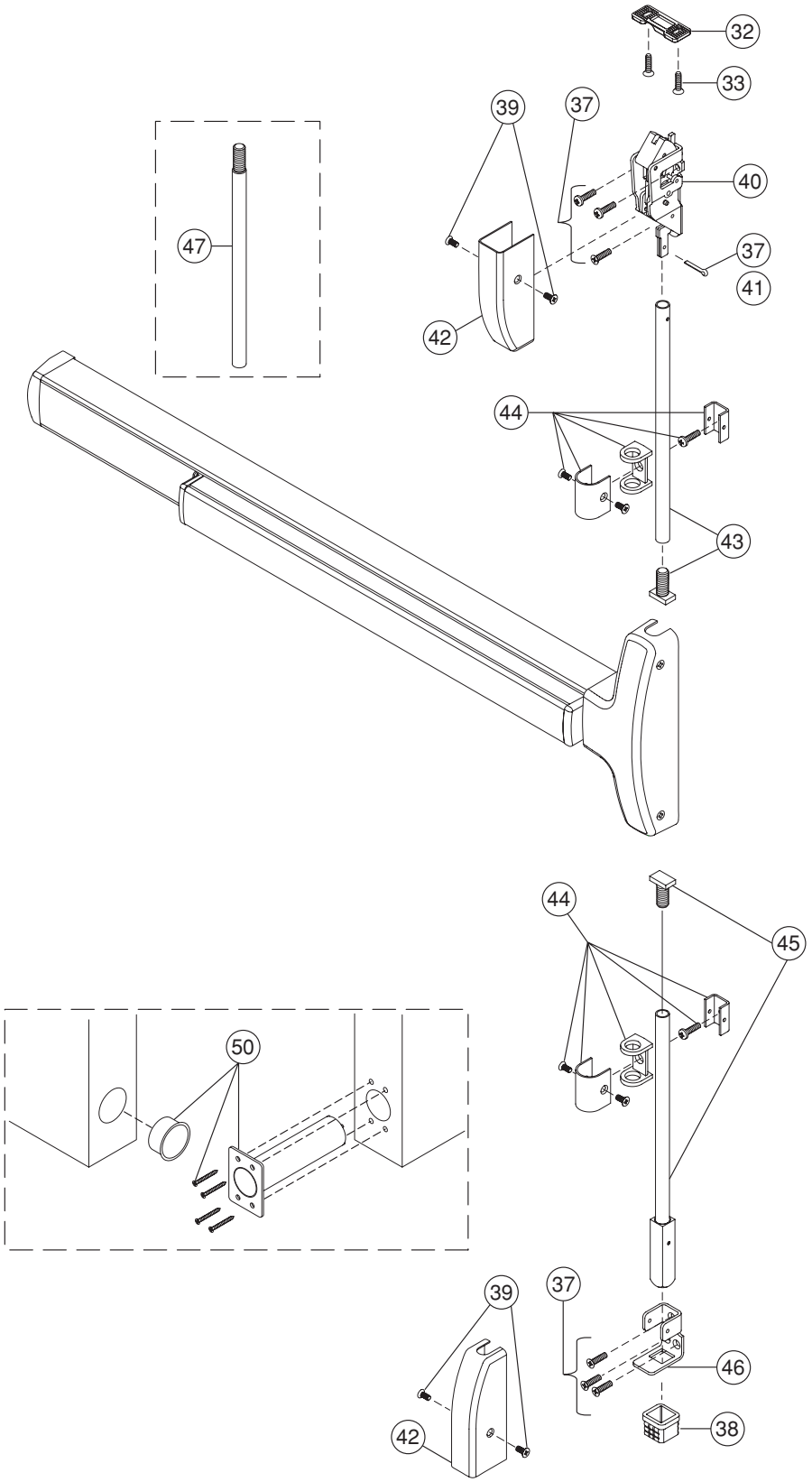

Prices subject to change without notice

No.	Qty.	Part no.	Description	Package contents	Notes
32	1	3788	Vertical Rod Top Strike		**
33	2	660002	#10 x 1¼" FPHSMS		
37	1	650304	24-V Mounting Pkg 1¾" - 2¼" Door	2– #10 x 1¼" PPHSMS	*
				4– #10 x 1¼" FPHSMS	*
				2– #14 x 1" PPHSMS	*
				1– ⅛ x 1" Cotter Key	
				1– Dogging Key	*
		650325	F-24-V Mounting Pkg 1¾" Door	2– #10-24 x ¾" PPHMS	*
				4– #10-24 x ¾" FPHMS	
				2–1/4-20 x ¾" PPHMS	*
				1– ⅛ x 1" Cotter Key	
		650201	F-24-V Mounting Pkg 2¼" Door	2– #10-24 x 1¼" PPHMS	*
				4– #10-24 x 1¼" FPHMS	*
				2–1/4-20 x 1¾" PPHMS	*
				1– ⅛" x 1" Cotter Key	
39	1	650336	24-V Latch Case Cover Screw Pkg	4– #8-32 x ¼" UFPHMS	
40	1	650389	24-V Top Latch Case - Panic		
		650375	24-V Top Latch Case - Fire		
41	1	060111	⅛" x 1" Cotter Key package of 10		
42	2	650202	24-V Latch Case Cover		B
43	1	4450	24-V Top Rod Kit		B
44	2	650311	24-V Rod Guide Kit		C
45	1	610056	24-V Bottom Bolt Kit		B
46	1	650387	24-V Bottom Guide Assembly (screws not included)		
47	1	650006	Vertical Extension Rod 12"		A
		650007	Vertical Extension Rod 24"		
		650008	Vertical Extension Rod 36"		
50	1	5494	F-24-C Auxiliary Fire Pin Kit (Less Bottom Rod applications only)		

* Item(s) not shown
** For Flush Transom applications, specify part number 4215-019 angle bracket
A Specify by finish: US3, US4, US10, US10B, US32, US32D, SP28, SP313
B Specify by finish: US3, US4, US10, US26, US26D, US32, US32D, SP28, SP313
C Specify by finish: US3, US4, US10, US26, US32, US32D, SP28, SP313

Metal door—panic and fire, wood door—90 minute fire device

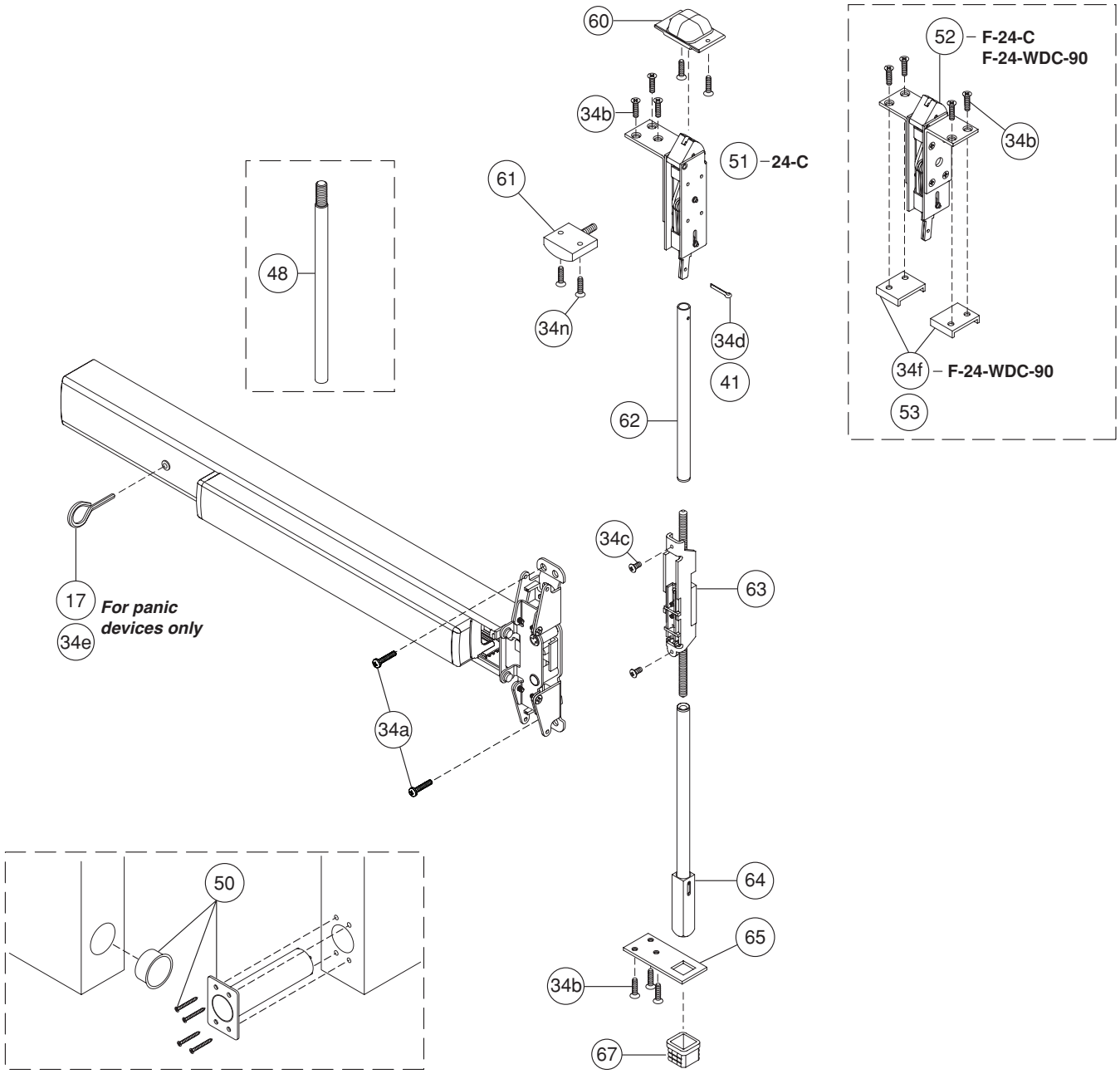

No.	Qty.	Part no.	Description		Package contents	Notes
17	1	060109	24 Panic Hex Dogging Key 7⁄32" package of 10			
34	1	650317	F-24-C Mounting Pkg 1¾" Door	34a	8– #10-24 x ¾" PPHMS	
				34b	7– #10-24 x ¾" FPHMS	
				34c	2– #8-32 x ⅜" UFPHMS	
				34d	1– ⅛ x 1" Cotter Key	
				—	2– 1/4-20 x ¾" PPHMS	*

Prices subject to change without notice

No.	Qty.	Part no.	Description		Package contents	Notes
34	1	650318	24-C Mounting Pkg 1¾" Door	34a	8– #10 x 1¼" PPHSMS	
				34b	6– #10-24 x ¾" FPHMS	
				34c	2– #8-32 x ⅜" UFPHMS	
				34d	1– ⅛ x 1" Cotter Key	
				34e	1– Dogging Key	
				—	2– #14 x 1" PPHSMS	*
		650327	F-24-CWDC 90 Minute Mounting Pkg 1¾" Door	34a	4– #10 x 1¼" PPHSMS	
				34b	3– #10 x 1¼" FPHSMS	
				34c	2– #8-32 x ⅜" UFPHMS	
				34d	1– ⅛ x 1" Cotter Key	
				34f	2– Latch Bracket	
				—	2– 1/4-20 x ¾" PPHMS	*
				34n	6– #10-24 x ¾" FPHMS	
		650300	24-C Mounting Pkg 2¼" Door	34a	8– #10 x 1¼" PPHSMS	
				34b	6– #10-24 x 1¼" FPHMS	
				34c	2– #8-32 x ⅜" UFPHMS	
				34d	1– ⅛ x 1" Cotter Key	
				34e	1– Dogging Key	
				—	2– #14 x 1" PPHSMS	*
		650346	F-24-C Mounting Pkg 2¼" Door	34a	8– #10-24 x 1¼" PPHMS	
				34b	7– #10-24 x 1¼" FPHMS	
				34c	2– #8-32 x ⅜" UFPHMS	
				34d	1– ⅛ x 1" Cotter Key	
				—	2– 1/4-20 x 1¼" PPHMS	*
41	1	060111	⅛ x 1" Cotter Key package of 10			
48	1	650017	Concealed Vertical Extension Rod 12"			
		650018	Concealed Vertical Extension Rod 24"			
		650019	Concealed Vertical Extension Rod 36"			
50	1	5494	F-24-C Auxiliary Fire Pin Kit (Less Bottom Rod application only)			
51	1	603L	24-C, C-WDC Top Latch Case - LHR			
	1	603R	24-C, C-WDCTop Latch Case - RHR			
52	1	F603	F-24-C, C-WDC Top Latch Case			
53	2	4694	F-24-CWDC Latch Bracket			
60	1	4188	Concealed Vertical Top Rod Strike			
61	1	650339	(F)24-C, CWDC Top Latch Release Kit			A
62	1	610061	(F)24-C, CWDC Top Rod Kit			
63	1	650351	(F)24-C, CWDC Center Slide Assembly			
64	1	610057	(F)24-C, CWDC Bottom Rod Kit			
65	1	4567	24-C Bottom Bolt Guide			
67	1	2130	Vertical Rod Bottom Strike			

* Item(s) not shown

A Specify by finish: US3, US4, US10, 313AN, US26, US32, US26D, US32D, SP28

Wood door—panic devices, wood door—20 minute fire device

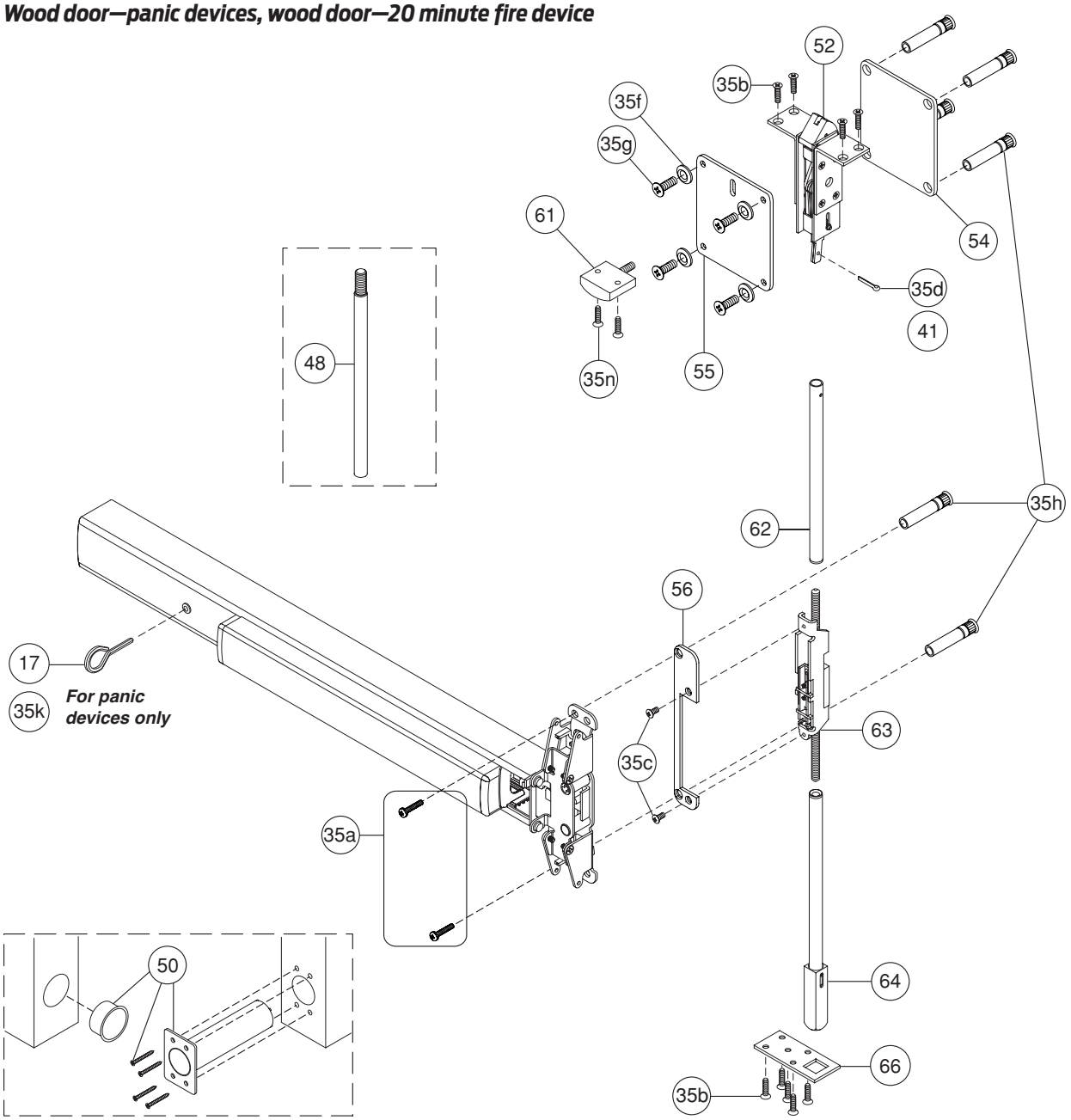

No.	Qty.	Part no.	Description	Package contents		Notes
17	1	060109	24 Panic Hex Dogging Key 7⁄32" package of 10			
35	1	650326	24-CWDC Mounting Pkg 1¾" Door	35a	2– ¼-20 x ¾" PPHMS	A
				—	4– #10-24 x 1" PPHMS *	
				35b	11– #10 x 1¼" FPHSMS	
				35c	2– #8-32 x ⅜" UFPHMS	
				—	2– ¾" CS Plate Mtg Screw *	
				35d	1– ⅛ x 1" Cotter Key	
				35f	4– ¼" CS FInish Washer	

REFERENCE NOTE:
F-24-C-WDC-20 is no longer available for purchase. Parts listed for installed SERVICE ONLY.

Prices subject to change without notice

No.	Qty.	Part no.	Description	Package contents		Notes
35	1	650326	24-CWDC Mounting Pkg 1¾" Door	35g	4– ¼-20 x ¾" FPHMS	A
				35h	6– ¼-20 Sexbolt	
				35k	1– Dogging Key	
				35n	2– #10-24 x ¾" FPHMS	
				—	2– #10-24 x ¾" FPHMS *	
		650327	F-24-CWDC 20 Minute Mounting Pkg 1¾" Door	35a	2– ¼-20 x ¾" PPHMS	A
				35b	11– #10 x 1¼" FPHSMS	
				35c	2– #8-32 x ⅜" UFPHMS	
				35d	1– ⅛ x 1" Cotter Key	
				—	2– ¾" CS Plate Mtg Screw *	
				35f	4– ¼" CS Finish Washer	
				35g	4– ¼-20 x ¾" FPHMS	
				35h	6– ¼-20 Sexbolt	
				—	4– #10-24 x 1" PPHMS *	
				35n	2– #10-24 x ¾" FPHMS	
				—	2– #10-24 x ¾" FPHMS *	
		650298	24-CWDC Mounting Pkg 2¼" Door	35a	2– ¼-20 x 1¼" PPHMS	A
				—	4– #10-24 x 1" PPHMS *	
				35b	11– #10 x 1¼" FPHSMS	
				35c	2– #8-32 x ⅜" UFPHMS	
				—	2– #8-32 x ⅜" UFPHMS *	
				35d	1– ⅛ x 1" Cotter Key	
				—	2– ¾" CS Plate Mtg Screw *	
				35f	4– ¼-20 x 1¼" FPHMS	
				35g	4– ¼" CS Finish Washer	
				35h	6– ¼-20 Sexbolt	
				35n	2– #10-24 x ¾" FPHMS	
41	1	060111	⅛ x 1" Cotter Key package of 10			
48	1	650017	Concealed Vertical Extension Rod 12"			
		650018	Concealed Vertical Extension Rod 24"			
		650019	Concealed Vertical Extension Rod 36"			
49	1	WF603	F-24-C-WDC Top Latch Case			*
50	1	5494	F-24-C Auxiliary Fire Pin Kit (Less Bottom Rod application only)			
54	1	4833	Top Reinforcement Plate			A
55	1	4834	Top Reinforcement Plate with Access Hole			A
56	1	4832	(F)24-CWDC Center Slide Reinforcement Plate			
61	1	650339	(F)24-C, CWDC Top Latch Release Kit			A
62	1	610061	(F)24-C, CWDC Top Rod Subassembly			
63	1	650351	(F)24-C, CWDC Center Slide Assembly			
64	1	610057	(F)24-C, CWDC Bottom Rod Kit			
66	1	4835	24-CWDC Bottom Bolt Guide			

* Item(s) not shown

A Specify by finish: US3, US4, US10, 313AN, US26, US32, US26D, US32D, SP28

Prices subject to change without notice

3´ Devices are priced with standard trim and strikes, 4´ add $23 list.
Cylinders are not included in price unless noted.

EXIT HARDWARE

Rim Devices (Includes F570 Strike)	**Trim/Control**	**SP28 SP313**	**US32D**
19-R-EO		351	618
	Trident Trim (must specify handing)		
19-R-DT	920DT	397	664
19-R-NL	920NL	433	700
	Centron Trim (non-handed)		
19-R-EO	930EO	392	659
19-R-DT	930DT	397	664
19-R-NL	930NL	416	683
19-R-C	930C	408	675
19-R-DT	917DT	388	655
	Control Trim (non-handed)		
19-R-DT	918DT	486	866
19-R-NL	918NL	486	866
	Knob Control (handed and field reversible)		
19-R-K	911K	486	866
19-R-K-BE	911K-BE	486	866
19-R-K-NL	911K-NL	486	866
	Dane Lever Control (handed and field reversible)		
19-R-L	912L	540	907
19-R-L-BE	912L-BE	540	907
19-R-L-NL	912L-NL	540	907
19-R-L-DT	912L-DT	540	907
	Key in Lever (handed and field reversible)		
19-R-KIL	914-KIL-KD W/CYL	578	845
19-R-KIL-NL	914-KIL-NL-KD W/CYL	578	845
19-R-KIL-BE	914-KIL-BE	578	845
19-R-KIL-IC	914-KIL-IC W/CYL	631	898

REFERENCE NOTE:
930 series trim is available in SP313 and US32D finish only.19 series devices order in SP28 paired with 930 trim are supplied with US32D finish trim.

Sex Bolts:
Three 4122 Sex Bolts are supplied standard no charge, one for hinge side mounting and two for center case mounting.

3' Devices are priced with standard trim and strike, 4' add $23 list.
Cylinders are not included in the price unless noted.

FIRE EXIT HARDWARE

Rim Devices (Includes F570 Strike)	**Trim/Control**	**SP28 SP313**	**US32D**
F-19-R-EO		440	721
	Trident Trim (must specify handing)		
F-19-R-DT	920DT	486	767
F-19-R-NL	920NL	522	803
	Centron Trim (non-handed)		
F-19-R-EO	930EO	481	762
F-19-R-DT	930DT	486	767
F-19-R-NL	930NL	505	786
F-19-R-C	930C	497	778
F-19-R-DT	917DT	477	758
	Control Trim (non-handed)		
F-19-R-DT	918DT	575	969
F-19-R-NL	918NL	575	969
	Knob Control (handed and field reversible)		
F-19-R-K	911K	575	969
F-19-R-K-BE	911K-BE	575	969
F-19-R-K-NL	911K-NL	575	969
	Dane Lever Control (handed and field reversible)		
F-19-R-L	912L	629	1010
F-19-R-L-BE	912L-BE	629	1010
F-19-R-L-NL	912L-NL	629	1010
F-19-R-L-DT	912L-DT	629	1010
	Key in Lever (handed and field reversible)		
F-19-R-KIL	914-KIL-KD W/CYL	667	948
F-19-R-KIL-NL	914-KIL-NL-KD W/CYL	667	948
F-19-R-KIL-BE	914-KIL-BE	667	948
F-19-R-KIL-IC	914-KIL-IC W/CYL	720	1001

REFERENCE NOTE:
930 series trim is available in SP313 and US32D finish only.19 series devices order in SP28 paired with 930 trim are supplied with US32D finish trim.

Sex Bolts:
Three 4122 Sex Bolts are supplied standard, one for hinge side mounting and two for center case mounting.
Two 2729 Sex bolts are supplied for additional center case mounting when device is used with wood, composite or non-reinforced hollow metal doors.

Application	**Sex Bolt 2729** (Supplied)
Wood, composite or non-reinforced hollow metal doors	2

3' Devices are priced with standard trim and strikes, 4' add $23 list.
Cylinders are not included in the price unless noted.

EXIT HARDWARE

Surface Vertical Rod Devices (Includes 3788 and 2130 Strikes)	**Trim/Control**	**SP28 SP313**	**US32D**
19-V-EO		550	1035
	Trident Trim (must specify handing)		
19-V-DT	920DT	596	1081
19-V-NL	920NL	632	1117
	Centron Trim (non-handed)		
19-V-EO	930EO	591	1076
19-V-DT	930DT	596	1081
19-V-NL	930NL	615	1100
19-V-C	930C	607	1092
19-V-DT	917DT	587	1072
	Control Trim (non-handed)		
19-V-DT	918DT	685	1283
19-V-NL	918NL	685	1283
	Knob Control (handed and field reversible)		
19-V-K	911K	685	1283
19-V-K-BE	911K-BE	685	1283
19-V-K-NL	911K-NL	685	1283
	Dane Lever Control (handed and field reversible)		
19-V-L	912L	739	1324
19-V-L-BE	912L-BE	739	1324
19-V-L-NL	912L-NL	739	1324
19-V-L-DT	912L-DT	739	1324
	Key in Lever (handed and field reversible)		
19-V-KIL	914-KIL-KD W/CYL	777	1262
19-V-KIL-NL	914-KIL-NL-KD W/CYL	777	1262
19-V-KIL-BE	914-KIL-BE	777	1262
19-V-KIL-IC	914-KIL-IC W/CYL	830	1315

REFERENCE NOTES:

Handing: 19-V devices are handed and field reversible. Devices and Trims are furnished RHR when handing is not specified.

Extension Rods: For door heights over 7'0" up to 8'0", 12" extension rods are furnished at no additional charge at the time of device order. For door heights over 8'0" up to 10'0" extension rods are furnished at prices shown in parts section with the device at the time of order. MUST specify door height on order line.

930 series trim is available in SP313 and US32D finish only.19 series devices order in SP28 paired with 930 trim are supplied with US32D finish trim.

Sex Bolts:

Three 4122 Sex Bolts are supplied standard no charge, one for hinge side mounting and two for center case mounting.
Six 2729 Sex Bolts are recommended for latch mounting when device is used with hollow core, composite or light gauge hollow metal doors. See chart below for quantities and list prices.

Application	**Sex Bolt 2729** (Optional)	**List Add**
Hollow core, composite or light gauge hollow metal doors	6	84

Prices subject to change without notice

3' Devices are priced with standard trim and strikes, 4' add $23 list.
Cylinders are not included in the price unless noted.

FIRE EXIT HARDWARE

Surface Vertical Rod Devices (Includes 3788 and 2130 Strikes)	**Trim/Control**	**SP28 SP313**	**US32D**
F-19-V-EO		688	1164
	Trident Trim (must specify handing)		
F-19-V-DT	920DT	734	1210
F-19-V-NL	920NL	770	1246
	Centron Trim (non-handed)		
F-19-V-EO	930EO	729	1205
F-19-V-DT	930DT	734	1210
F-19-V-NL	930NL	753	1229
F-19-V-C	930C	745	1221
F-19-V-DT	917DT	725	1201
	Control Trim (non-handed)		
F-19-V-DT	918DT	823	1412
F-19-V-NL	918NL	823	1412
	Knob Control (handed and field reversible)		
F-19-V-K	911K	823	1412
F-19-V-K-BE	911K-BE	823	1412
F-19-V-K-NL	911K-NL	823	1412
	Dane Lever Control (handed and field reversible)		
F-19-V-L	912L	877	1453
F-19-V-L-BE	912L-BE	877	1453
F-19-V-L-NL	912L-NL	877	1453
F-19-V-L-DT	912L-DT	877	1453
	Key in Lever (handed and field reversible)		
F-19-V-KIL	914-KIL-KD W/CYL	915	1391
F-19-V-KIL-NL	914-KIL-NL-KD W/CYL	915	1391
F-19-V-KIL-BE	914-KIL-BE	915	1391
F-19-V-KIL-IC	914-KIL-IC W/CYL	968	1444

REFERENCE NOTES:

Handing: F-19-V devices are handed and field reversible. Devices and Trims are furnished RHR when handing is not specified.

Extension Rods: For door heights over 7'0" up to 8'0", 12" extension rods are furnished at no additional charge at the time of device order.
For door heights over 8'0" up to 10'0" extension rods are furnished at prices shown in parts section with the device at the time of order.
MUST specify door height on order line.

930 series trim is available in SP313 and US32D finish only.19 series devices order in SP28 paired with 930 trim are supplied with US32D finish trim.

Sex Bolts:

Three 4122 Sex Bolts are supplied standard no charge, one for hinge side mounting and two for center case mounting.
Six 2729 are supplied for additional latch case mounting when device is used with wood, composite or non-reinforced hollow metal doors.

Application	**Sex Bolt 2729** (Supplied)
Wood, composite or non-reinforced hollow metal doors	6

Prices subject to change without notice

Cylinder Dogging

Not for use with Fire Exit Hardware

Prefix		List Add
CD	Cylinder Dogging available on all 19 series Panic Devices.	79
LD	Less Dogging available on all 19 series Panic Devices	N/C

Less Bottom Rod

Suffix		List Add
LBR	Less Bottom Rod available with UL Fire Label at no additional charge on F-19-V devices. **Fire rated LBR devices must be ordered in pairs of Vertical Rod Devices.** For Fire Rated Devices specify one device LBR and second device LBR-AFL. Second device provided with a Fire Pin. For panic devices, deduct $66	N/C

* The 19-Series Exit Alarm option has been eliminated. Consult Customer Care for availability and warranty claims.
** (F) 19-V-LBR requires handing

Accessible Device

Suffix		List Add
AX	Accessible device compliant with the California Building Code (Section 11B-309.4) requirement for 5 lb. maximum operational force. Available on 3' and 4' AX-19-R, AX-F-19-R, AX-19-V, AX-F-19-V, AX-19-V-LBR, AX-F-19-V-LBR/LBR-AFL. Trim functions available EO, DT, NL, L, L-BE, L-NL, L-DT, C, KIL, KIL-BE, KIL-NL, and KIL-IC.	31

Cylinders are not included in price unless noted.

Trident Trim

Model No.	Lever Style	Description	SP28, SP313	US32D
920DT	-	Dummy Trim	46	–
920NL	-	Night Latch	82	–

920 series trim are handed and not field reversible, specify RHR or LHR.

Centron Trim

Model No.	Lever Style	Description	SP28	US32D, SP313
917DT	-	Dummy Trim	37	37
930EO	-	Exit Only	–	41
930DT	-	Dummy Trim	–	46
930NL	-	Night Latch	–	65
930C	-	Night Latch Less Pull	–	57

930 series trim are available in SP313 and US32D finish only.

Control Trim

Model No.	Lever Style	Description	SP28, SP313	US15
918DT	-	Dummy Trim	135	248
918NL	-	Night Latch	135	248
911K	-	Knob, Key Locks or Unlocks	135	248
911K-BE	-	Knob, Blank Escutcheon	135	248
911K-NL	-	Knob, Night Latch	135	248

911 series trim are handed and field reversible. Trims are furnished RHR when handing is not specified.

Lever Trim

Model No.	Lever Style	Description	SP28, SP313	US15
912L	Dane	Lever, Key Locks or Unlocks	189	289
912L-BE	Dane	Lever, Blank Escutcheon	189	289
912L-NL	Dane	Lever, Night Latch	189	289
912L-DT	Dane	Lever, Dummy Trim	189	289

Optional lever designs Quantum and Sutro are available at no additional charge.
912 series trim are handed and field reversible. Trims are furnished RHR when handing is not specified.

Key In Lever Trims

Model No.	Lever Style	Description	US32D, SP313
914KIL-KD	Dane	Key in Lever, with Keyed Different Cylinder	227
914KIL-BE	Dane	Key in Lever, Blank Escutcheon	227
914KIL-NL-KD	Dane	Key in Lever, Night Latch with Cylinder	227
914KIL-IC	Dane	Key in Lever with IC Core Cylinder	280

914 series trim are handed and field reversible. Trims are furnished RHR when handing is not specified.
914 KIL-KD, KIL-NL-KD come standard with a C keyway and 914 KIL-IC come standard with a A keyway.
Consult factory if other keyways are desired to order separately.

Rim Strikes

Model	Description	Unfinished	US19	US26D	US32D	SP313
F490	19-R Panic and Fire Devices - Opt.	64	–	–	–	–
565	19-R Panic Devices - Opt.	–	–	64	–	64
F570	19-R Panic and Fire Devices - Std.	–	64	–	–	–
571	19-R Inactive Leaf 2 7/8" backset - Opt.	64	–	–	64	–
571A	19-R Inactive Leaf 2 3/8" backset - Opt.	64	–	–	64	–

Vertical Rod Top Strikes

Model	Description	Unfinished
* **3788**	19/24/25/XX-V Panic and Fire Devices	66

* For Flush Transom applications, Specify part number 4215-019 Angle Bracket, **add $68 List**.

Vertical Rod Bottom Strikes

Model	Description	Unfinished
2130	19-V/24/25/XX-V,C Panic or Fire - Std.	66
4155	19-V/24/25/XX-V,C Panic	66

REFERENCE NOTES:
Refer to device catalogs for specific door application strike requirements.

Cover Plates & Filler Plates

Model No.	Description	Unfinished	SP313	US32D
4167	19 TP or DT Controls used on 86 or 161 door preps	–	41	64
4168	19 EO used on 86 door preps	–	41	64
4170	19 K or L Controls used on 86 or 161 door preps	–	41	64
4174	19 Device (push side) used on 86 door preps	–	41	64
3722	Strike cover - ASA 4-7/8"	16	–	–
3723	Mortise front - 8" x 1-1/4"	16	–	–
3721	Lock front - 2-1/4" x 1-1/8"	16	–	–

Cylinders

Model No.	Description	US26D	US4 US10B	US3 US10	US32 US32D
951	Rim Cylinder, Keyed Different	77	81	81	81
986	Threaded 1-1/4" Mortise Cylinder, with Straight Cam Keyed Different	77	81	81	81
985	1-1/8" Mortise Cylinder with Straight Cam	77	81	81	81

REFERENCE NOTES:
Custom keying not available. Falcon G keyway supplied.
Cylinder type determined by trim function.

Cylinder Dogging Kits

Model No.	Description	Part No.	SP28, SP313
19CDK-3	19 Series - 3' device	650060	79
19CDK-4	19 Series - 4' device	650063	79

REFERENCE NOTES:
Cylinder Sold Separately.
When a device is ordered "with CD with Cylinder" a 1-1/4" mortise cylinder (986 Falcon G x straight cam KD) is supplied for CD.
CD Kits can also pair with a 1-1/8" mortise cylinder (985 Falcon G x straight cam KD). Must be ordered separately.

Dummy Touch Bars

3´ Device pricing below, 4´ add $23 list.

Model No.	Description	SP28 SP313
190DT	19 Series Dummy Touch Bar	208

Extension Rods

Part No.	Description	All Finishes
650006	24/25/19/XX-V Extension Rod 12" (ER12-V)	27
650007	24/25/19/XX-V Extension Rod 24" (ER24-V)	46
650008	24/25/19/XX-V Extension Rod 36" (ER36-V)	76

REFERENCE NOTES:

1) Surface Vertical and Concealed Vertical Rod Devices for door heights over 7'0" up to 8'0", 12" extension rods are furnished at no additional charge at the time of device order. Must specify door height on order line.
2) For door heights over 8'0" up to 10'0" extension rods are furnished at prices shown above with the device at the time of order. MUST specify door height on order line.
3) Replacement extension rods can be ordered individually by the part numbers listed above.

Shim Kits

Model No.	Description	Part #	US19
SK19-R	19 Rim Shim Kit - 1/4"	650022	83
SK19-V	19 Surface Vertical Shim Kit - 1/4"	650023	83

REFERENCE NOTES:

19 series shim kits for use on door thickness devices less trim. For devices with trim, consult factory.
All shim kits for use on door thicknesses up to 2". Consult factory for door thickness over 2"

(F) 19 Exit Devices

Part No.	Description	Unfinished	SP28 SP313	US32D	Black
650307	19-R Center Case	103	–	–	–
650374	F-19-R Center Case	127	–	–	–
650308	19-V Center Case LHR	90	–	–	–
650309	19-V Center Case RHR	90	–	–	–
650384	19-R Center Case Cover Kit (w/Screws)	–	–	–	44
650385	19-V Center Case Cover Kit (w/Screws)	–	–	–	44
650338	19-R Center Case Cover Mounting Pkg	13	–	–	–
650334	19-V Center Case Cover Mounting Pkg	13	–	–	–
650393	19-V Center Case Retractor Cam	43	–	–	–
650390	19-V Drawbar	14	–	–	–
650391	19-V Center Case Drawbar Lever	29	–	–	–
650392	19-V Center Case Slidebar Lever	18	–	–	–
4107	19 Channel 3' Door	–	154	402	–
4108	19 Channel 4' Door	–	178	443	–
650297	19 Panic Hex Dogging Kit 4' Door	–	102	149	–
650303	19 Panic Hex Dogging Kit 3' Door	–	73	120	–
610480	19 Panic Dogging Housing	24	–	–	–
060109	19 Panic Hex Dogging Key 7/32" (Pkg of 10)	18	–	–	–
060110	19 Panic Dogging Pin (Pkg of 10)	13	–	–	–
650343	19 Channel End Cap Kit (w/Screws)	31	–	–	–
650320	19 End Cap Mounting Bracket with SNB	–	14	–	–
650328	19-R Mounting Pkg	–	36	–	–
650329	F-19-R Mounting Pkg	–	36	–	–
650330	19-V Mounting Pkg	–	50	–	–
650331	F-19-V Mounting Pkg	–	50	–	–
		–	–	–	–
3722	Strike ASA Filler Plate	16	–	–	–
660136	8-32 5/16" UFPHMS STL BO NYL	13	–	–	–

(F) 19 Exit Devices

Part No.	Description	SP313	US32D, SP28
650360	F-19 Channel Cover Plate 3' Door	51	46
650361	F-19 Channel Cover Plate 4' Door	56	51

(F) 19-V Surface Vertical Rod and Latches

Part No.	Description	Unfinished	SP28 SP313	US32D	Black
650389	19-V Top Latch Case (Latch cover sold separately)	149	–	–	–
650388	19-V Latch Case Cover Kit (w/Screws)	–	–	–	44
650337	19-V Latch Cover Mounting Pkg	13	–	–	–
		—	—	—	—
650386	Rod Guide Kit (w/Screws)	–	–	–	15
610045	Bottom Bolt Assembly	50	–	–	–
650387	Bottom Bolt Guide (Latch cover sold separately)	14	–	–	–
4286	19 Top Rod	–	87	102	–
4288	19 Bottom Rod	–	87	102	–
5494	F-19-V Auxiliary Fire Pin Kit (LBR application only)	191	–	–	–
650375	V-F Top Latch Asy Serv PKG	153	–	–	–
660002	#10 x 1 1/4" FPHSMS Clear Zinc	13	–	–	–

Prices subject to change without notice

Part No.	Description	Unfinished	SP28, SP313 US32D
050526	Cylinder Locknut Package	18	–
650314	700/900 Locking Plate	24	–
661567	700/900 Locking Spring	13	–
4270	900 Series Hex Stud	24	–
600315	920/930 Cylinder Anchor	13	–
600161	914 Tailpiece Guide Pkg	13	–
600346	911/912 Tailpiece Guide Package	13	–
661565	700/900 Lever Actuator Spring	13	–
4349	Control Hex Stud	13	–
650371	Tailpiece Pkg 1 3/4" - Service	13	–
600339	700/900 NL Spring Pkg	14	–
060138	700/900 OUTPUT CAM PKG - R/V	15	–
600283	Shear Pin, package of 5	–	113
600166	918NL Cylinder Mounting package	–	144
650355	912 Dane Lever	–	113
650356	912 Sutro Lever	–	110
650358	912 Quantum Lever	–	106

Prices subject to change without notice

Fire and panic

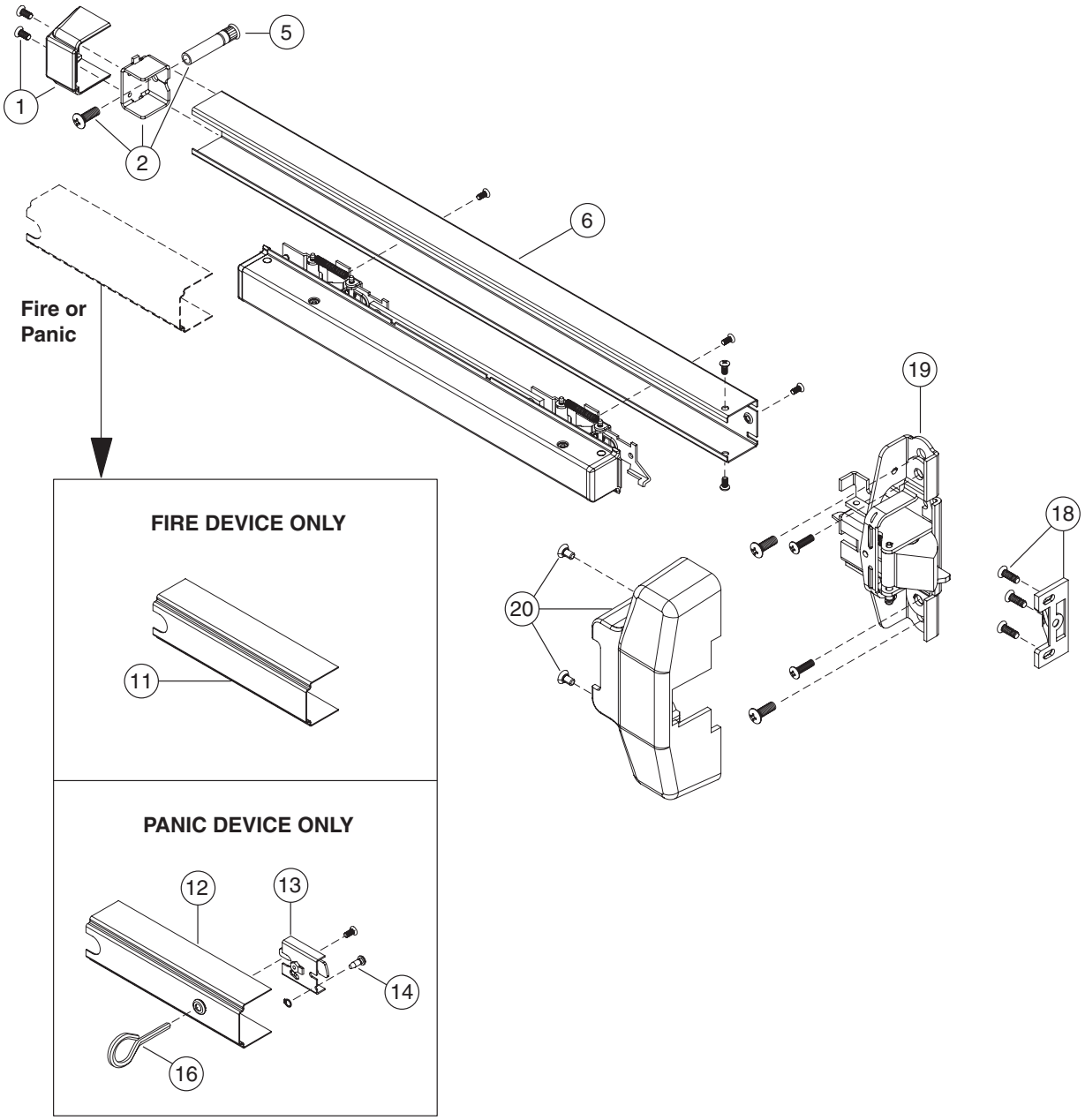

No.	Qty.	Part no.	Description	Notes
1	1	650343	19 Channel End Cap Kit (with screws)	
2	1	650320	19 End Cap Mounting Bracket with SNB	
5	1	4122	Sex Bolt, package of 1, includes machine screw, ½ - 20 x ¾" PPHMS	A
6	1	4107	19 Channel 3' Door	A
	1	4108	19 Channel 4' Door	A
11	1	650360	F-19 Channel Cover Plate 3'	A
	1	650361	F-19 Channel Cover Plate 4'	
12	1	650297	19 Panic Hex Dogging Channel Cover, 4'	A
	1	650303	19 Panic Hex Dogging Channel Cover 3'	A
13	1	610480	19 Panic Dogging Housing	
14	1	060110	19 Panic Dogging Pin (package of 10)	
16	1	060109	19 Panic Hex Dogging Key 7/32" (package of 10)	
18	1	F570	F570 Strike (US19)	
19	1	650307	19-R Center Case Assembly	
		650374	F-19-R Center Case Assembly	
20	1	650384	19-R Center Case Cover Kit (with screws)	
*	1	650328	19-R Mounting Package	
*	1	650329	F-19-R Mounting Package	

* Item(s) not shown

A Specify by finish: US32D or SP28/SP313

Panic and fire

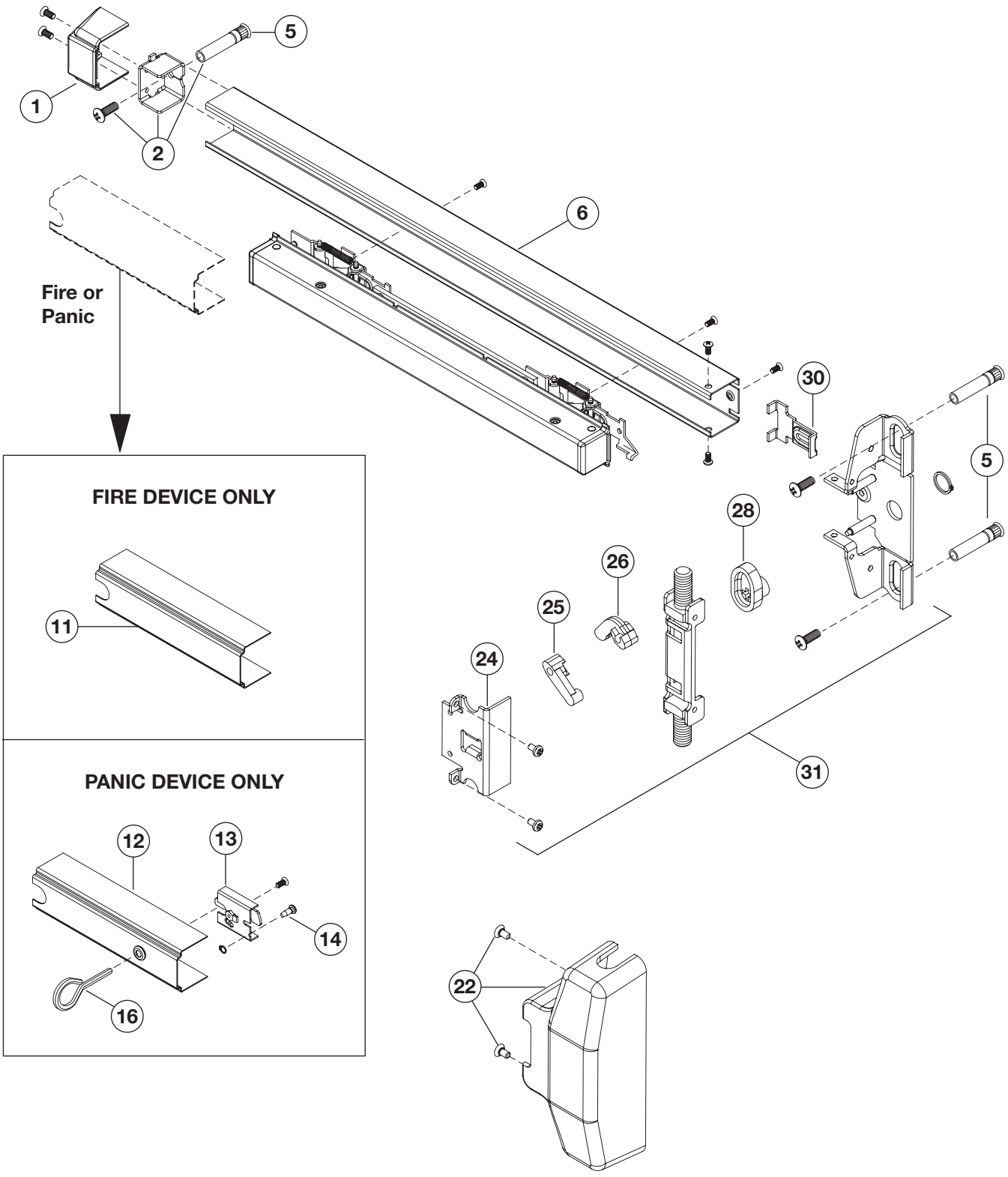

No.	Qty.	Part no.	Description	Notes
1	1	650343	19 Channel End Cap Kit (with screws)	
2	1	650320	19 End Cap Mounting Bracket with SNB	
5	1	4122	Sex Bolt, package of 1, includes machine screw (½ - 20 x ¾" PPHMS)	A
6	1	4107	19 Channel 3' Door	A
	1	4108	19 Channel 4' Door	A
11	1	650360	F-19 Channel Cover Plate 3'	A
	1	650361	F-19 Channel Cover Plate 4'	A
12	1	650297	19 Panic Hex Dogging Channel Cover 4'	A
	1	650303	19 Panic Hex Dogging Channel Cover 3'	A
13	1	610480	19 Panic Dogging Housing	
14	1	060110	19 Panic Dogging Pin (package of 10)	
16	1	060109	19 Panic Hex Dogging Key 7/32" (package of 10)	
22	1	650385	19-V Center Case Cover Kit (with screws)	
25	1	650392	19-V Center Case Slidebar Lever	
26	1	650391	19-V Center Case Drawbar Lever	
28	1	650393	19-V Center Case Retractor Cam	
30	1	650390	19-V Drawbar	
31	1	650308	19-V Center Case LHR	
	1	650309	19-V Center Case RHR	
*	1	650330	19-V Mounting package	
*	1	650331	F-19-V Mounting package	

* Item(s) not shown

A Specify by finish: US32D or SP28/SP313

Panic and fire

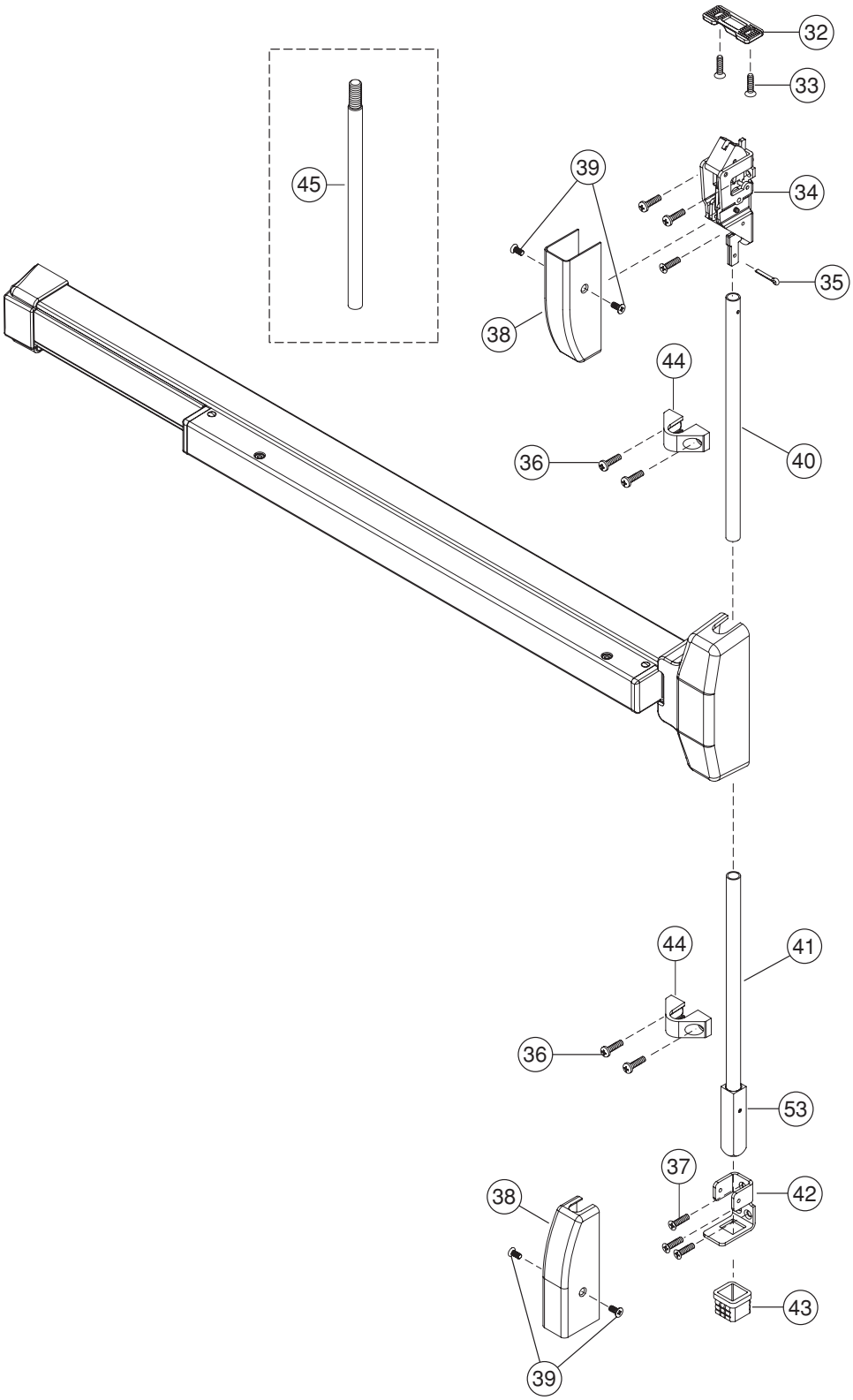

No.	Qty.	Part no.	Description	Notes
32	1	3788	Vertical Rod Top Strike	*
33	2	660002	#10 x 1¼" FPHSMS	
34	1	650389	19-V Top Latch Case	
35	1	060111	⅛" x 1" Cotter Key package of 10	
36	1	060114	Rod Guide Screws package of 10	
37	1	060113	Latch Screw package of 10	
38	2	650388	19-V Latch Case Cover Kit (with screws)	
39	1	650337	19-V Latch Case Cover Mounting package of 4	
40	1	4286	19 Top Rod	
41	1	4288	19 Bottom Rod	
42	1	650387	Bottom Bolt Guide (screws not included)	
43	1	2130	Vertical Rod Bottom Strike	
44	2	650386	Rod Guide Kit (with screws)	
45	1	650006	19/24/25/XX-V Extension Rod 12"	A
45	1	650007	19/24/25/XX-V Extension Rod 24"	A
45	1	650008	19/24/25/XX-V Extension Rod 36"	A
53	1	610045	(F)19-V Bottom Bolt Assembly	

* For Flush Transom applications, specify part number 4215-019 angle bracket

A Specify by finish: US32D or SP28/SP313

Falcon 20 Series

Devices

		SP28	US32D
EXIT HARDWARE			
20-R-EO	Rim Device Exit Only 3'	306	540
20-V-EO	Surface Vertical Rod Device Exit Only 3'	469	744
20-R-EO	Rim Device - Exit Only 4'	328	562
20-V-EO	Surface Vertical Rod Device Exit Only 4'	491	766
FIRE EXIT HARDWARE			
F-20-R-EO	Fire Rim Device - Exit Only 3'	381	631
F-20-V-EO	Fire Surface Vertical Rod Device - Exit Only 3'	672	838

Trims

		SP28	US32D
Model No.	Description		
212-L	Escutcheon Lever - Key Locks or Unlocks	189	256
212-L-NL	Escutcheon Lever - Night Latch	189	256
214-KIL	Key in Lever Round Rose - Entrance	227	227
214-KIL-NL	Key in Lever Round Rose - Night Latch	227	227
214-KIL-BE	Key in Lever Round Rose - Passage	227	227
218-NL	Handle Pull Plate - Night Latch	120	171
218-TP	Handle Pull Plate - Thumbpiece	265	278
240-NL	Raised Lip Pull Plate - Night Latch	81	92

Prices subject to change without notice

1490 Series

Devices are priced for 36" x 7', Aluminum or Hollow Metal Doors. RL Bottom Latch furnished standard.
(Price includes PB48 Strike.)

Model No.	US28	DC13, DC35	Standard Trim
1490EO	1069	1098	-
1491DT	1281	1310	9970 Pull
1492NL-OP	1237	1266	149CA-NL w/Rim Cylinder
1493HB-OP	1237	1266	149CA-HB w/Rim Cylinder
1494NL-P	1449	1478	9970 Pull 149CA-NL w/Rim Cylinder
1495HB-P	1449	1478	9970 Pull 149CA-HB w/Rim Cylinder
1498	747	747	N/A Dummy Touchbar Device

REFERENCE NOTES:
Specify Handing RHR or LHR. Device furnished RHR when handing is not specified, both RHR and LHR labels are provided.
Specify if Door Material other than Aluminum.
Not recommended for use on wood doors.
Cylinder assembly furnished in DC35 finish, unless specified. Available finishes DC13, US28 & DC35.
Rim cylinder supplied standard with NL and HB options is C keyway.

1490 Device Options

		List Add
Extra Length	42" 1490 Device	41
	48" 1490 Device	90
Extra Length	42" 1498 Device	24
	48" 1498 Device	30
Extension Rods	For Door Heights over 7' up to 10'	132
Door Thickness	For Doors greater than 1 3/4" up to 2 1/4" using cylinder assembly	30
Rim Cylinder	For Door with cylinder assembly (3216 - C Keyway)	114
7 Pin Cylinder Assembly	For Door with cylinder assembly and using 7 pin cylinder	29
Risers (1/2")	Specify device "x Riser" (example 1490EO x 36" x US28 x Riser)	113
Centerlines	Change from 40 9/16" standard Device Centerline	132
HH	Hurricane Device. Available up to 8' device only. Prefix device "HH"	26
Signal Switch	Base Exit Device unit modified with signal switch (SPDT) indicating latch condition. Prefix device "S". S Kit: See baseplate assemblies, page 264.	487
Electric Latch Retraction	Base Exit Device unit modified with Electric Latch Retraction and Signal Switch (SPDT). Prefix device "EL". EL Kit: See EL baseplate assemblies, page 264.	1041

(One PS914 x 900-2RS is the minimum requirement to power one or two EL devices. See Power Supply Section for requirements and options.)

REFERENCE NOTES:
HH (Hurricane) 1490 devices are hurricane rated by specific door manufacturers. Consult your device manufacturer to assure the HH1490 is hurricane rated with their door solution.

Prices subject to change without notice

Offset Pull

Model No.		Non-Finish	DC13, DC35, US28	US26, US26D
9970 Pull		–	212	477
STUD.102	9970 Mounting Stud (Pkg Qty 10)	38	–	–

Replacement Cylinders

Model No.	Description	US26D, US10B
3216	Rim Cylinder C Keyway	114

Cylinder Assembly

Model No.	Description	US28, DC13, DC35
149CA-NL	Cylinder Assembly Less Cylinder	54
149CA-HB	Cylinder Assembly Less Cylinder	54

REFERENCE NOTES:
Door Thickness greater than 1 3/4" up to 2 1/4", **add $30 list.** 7 Pin Cylinder applications, **add $29 list**.

Risers

Model No.	Description	List Price
RSR1490	1490 Riser Pkg	113

Strikes - Concealed Vertical Rod

Model No.	Description	Non-Finish	P13 , P35, US32D
PB48	Top strike for 1990/1490/1690/2390 devices.	–	31
SHIM.112	PB48 Strike Shim (Pkg Qty: 10)	32	–

Prices subject to change without notice

1590 Series

Devices are priced 36",
Aluminum or Hollow Metal Doors.

(Price includes TD35 Strike. Retractor needed for cylinder operation only furnished with 1592/3/4/5.

Model No.	US28	DC13, DC35	Standard Trim
1590EO	881	913	-
1591DT	1093	1125	9970 Pull
1592NL-OP (Specify if used on pair of doors with Mullion.)	1049	1081	159CA-NL w/Rim Cylinder
1593HB-OP (Specify if used on pair of doors with Mullion.)	1049	1081	159CA-HB w/Rim Cylinder
1594NL-P (Specify if used on pair of doors with Mullion.)	1263	1293	9970 Pull 159CA-NL w/Rim Cylinder
1595HB-P (Specify if used on pair of doors with Mullion.)	1261	1293	9970 Pull 159CA-HB w/Rim Cylinder

REFERENCE NOTES:
Specify if Door Material other than Aluminum.
Device furnished non-handed with RHR and LHR Pushbar labels for field installation.
Cylinder assembly furnished in DC35 finish, unless specified. Available finishes DC13, US28 & DC35.
Rim cylinder supplied standard with NL and HB options is C keyway.

1590 Device Options

		List Add
Matching Dummy Touchbar	Specify 1498 series. Refer to 1490 Device Page 254 for pricing.	–
Extra Length	42" 1590 Device	40
	48" 1590 Device	87
Door Thickness	For Doors greater than 1 3/4" up to 2 1/4" using cylinder assembly	30
Rim Cylinder	For Door with cylinder assembly (3216 - C Keyway)	114
7 Pin Cylinder Assembly	For Door with cylinder assembly and using 7 pin cylinder	29
Risers (1/2")	Specify device "x Riser" (example 1590EO x 36" x US28 x Riser)	113
Signal Switch	Base Exit Device unit modified with signal switch (SPDT) indicating latch condition. Prefix device "S". S Kit: See baseplate assemblies, page 264.	487
Electric Latch Retraction	Base Exit Device unit modified with Electric Latch Retraction and Signal Switch (SPDT). Prefix device "EL". EL Kit: See EL baseplate assemblies, page 264.	1041

(One PS914 x 900-2RS is the minimum requirement to power one or two EL devices.
See Power Supply Section for requirements and options.)

Prices subject to change without notice

Offset Pull

Model No.		Non-Finish	DC13, DC35, US28	US26, US26D
9970 Pull		–	212	477
STUD.102	9970 Mounting Stud (Pkg Qty 10)	38	–	–

Replacement Cylinders

Model No.	Description	US26D, US10B
3216	Rim Cylinder C Keyway	114

Cylinder Assembly

Model No.	Description	US28, DC13, DC35
159CA-NL	Cylinder Assembly Less Cylinder	54
159CA-HB	Cylinder Assembly Less Cylinder	54

REFERENCE NOTES:
Door Thickness greater than 1 3/4" up to 2 1/4", **add $30 list.** 7 Pin Cylinder applications, **add $29 list.**

Retractors

Model No.	Description	List Price
For field conversion of 1590 inactive device to NL or HB functions.		
RTR10	1590 Retractor Single Door	21
RTR11	1590 Retractor Single Door with Riser	21
RTR12	1590 Retractor Pair with Mullion 1 3/4" Door	21
RTR13	1590 Retractor Pair with Mullion 2 1/4" Door	21
RTR14	1590RL Retractor 1 3/4" Door	114
RTR15	1590RL Retractor 2 1/4" Door	114

Risers

Model No.	Description	List Price
RSR1590	1590 Riser Pkg	113

Strikes - Rim

Model No.	Description	Black	P28	P13	P35	Non-Fi nish
STK45	Strike for inactive door, pair of doors with 1590/1790/2090 devices	–	–	–	104	–
TD35	Strike for single doors, 1590 and 1790 device	–	–	–	144	–
SHIM.150	TD35 Strike Shim	32	–	–	–	–
SCREW.1016	TD35 Screw 10-32 x 1" FPHMS (Pkg Qty 25)	30	–	–	–	–
4270109590	TD35 Wear Strip	–	–	–	–	17
RIVET.101	TD35 Drive Rivet (Pkg Qty 25)	–	–	–	–	41

Prices subject to change without notice

Pushbar

1490

1590

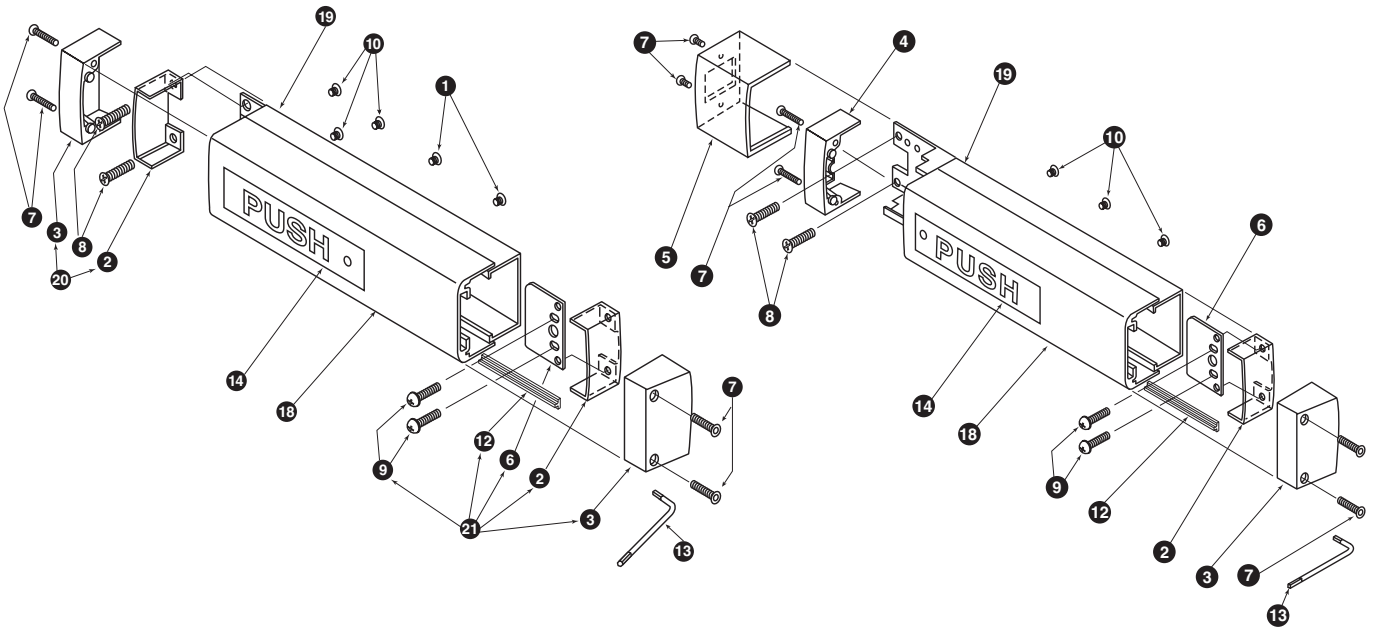

	Part No.	Description	Finish	Pkg. Qty	Price
1	SCREW.1028	10-32 1/4" UFPHMS Screw	-	10	31.00
2	4270106786	1490/1590 Pushbar Mounting Bracket	-	each	32.00
3	4270106787	1490/1590 Pushbar End Cap	P35	each	57.00
4	4270106875	1590 Pushbar End Cap	P35	each	27.00
5	4270106863	1590 Center Case Cover P35	P35	each	37.00
6	4270106770	1490/1590 P/Bar Hingeside Mounting Plate	-	each	18.00
7	SCREW.1050	8-32 1" FH Torx Screw (before September, 2004)	-	10	40.00
	SCREW.1143	8-18 1.1/4" FPH TF Typ 25	-	10	31.00
8	SCREW.1282	12-24 1 1/2" UFPHMS Screw (1490)	-	10	32.00
	SCREW.1066	12-24 1" UFPHMS Screw (1590)	-	10	32.00
9	SCREW.1053	12-24 1" PPH W/SEMS EXT TF Screw	-	10	32.00
10	SCREW.1012	8-32 1/4" UFPHMS Screw	US32D	10	17.00
	SCREW.1055	8-32 1/4" UFPHMS Screw	BLACK	10	17.00
12	BUMPER.103	Pushbar Bumper 4' (2 ea. Required)	-	each	17.00
14	4270107321	1490 RHR/1590 LHR Push Label	BLACK	each	37.00
	4270107323	1490 LHR/1590 RHR Push Label	BLACK	each	37.00
	4270107320	1490 RHR/1590 LHR Push Label	GOLD	each	37.00
	4270107322	1490 LHR/1590 RHR Push Label	GOLD	each	37.00

Prices subject to change without notice

Pushbar

	Part No.	Description	Finish	Pkg. Qty	Price
18	4270107027	1490 Pushbar 36"	US28	each	145.00
	4270107028	1490 Pushbar 36"	DC13	each	151.00
	4270107029	1490 Pushbar 36"	DC35	each	151.00
	4270107685	1490 Pushbar 36"	US3	each	1485.00
	4270107689	1490 Pushbar 36"	US4	each	1485.00
	4270107686	1490 Pushbar 36"	US10	each	1485.00
	4270107691	1490 Pushbar 36"	US10B	each	1556.00
	4270107687	1490 Pushbar 36"	US14	each	1556.00
	4270107688	1490 Pushbar 36"	US15	each	1556.00
18	4270107031	1490 Pushbar 48"	US28	each	154.00
	4270107032	1490 Pushbar 48"	DC13	each	163.00
	4270107033	1490 Pushbar 48"	DC35	each	163.00
	4270107703	1490 Pushbar 48"	US3	each	1493.00
	4270107707	1490 Pushbar 48"	US4	each	1493.00
	4270107704	1490 Pushbar 48"	US10	each	1493.00
	4270107709	1490 Pushbar 48"	US10B	each	1561.00
	4270107705	1490 Pushbar 48"	US14	each	1561.00
	4270107706	1490 Pushbar 48"	US15	each	1561.00
18	4270107091	1590 Pushbar 36"	US28	each	154.00
	4270107092	1590 Pushbar 36"	DC13	each	163.00
	4270107093	1590 Pushbar 36"	DC35	each	163.00
	4270107712	1590 Pushbar 36"	US3	each	1485.00
	4270107716	1590 Pushbar 36"	US4	each	1485.00
	4270107713	1590 Pushbar 36"	US10	each	1485.00
	4270107718	1590 Pushbar 36"	US10B	each	1564.00
	4270107714	1590 Pushbar 36"	US14	each	1564.00
	4270107715	1590 Pushbar 36"	US15	each	1564.00
18	4270107095	1590 Pushbar 48"	US28	each	175.00
	4270107096	1590 Pushbar 48"	DC13	each	183.00
	4270107097	1590 Pushbar 48"	DC35	each	183.00
	EXT.255	1590 Pushbar 48"	US3	each	1509.00
	EXT.259	1590 Pushbar 48"	US4	each	1509.00
	EXT.256	1590 Pushbar 48"	US10	each	1509.00
	EXT.261	1590 Pushbar 48"	US10B	each	1581.00
	EXT.257	1590 Pushbar 48"	US14	each	1581.00
	EXT.258	1590 Pushbar 48"	US15	each	1581.00
19	4270107034	1490 Channel 36"	US28	each	145.00
	4270107035	1490 Channel 36"	DC13	each	151.00
	4270107036	1490 Channel 36"	DC35	each	151.00
19	4270107038	1490 Channel 48"	US28	each	154.00
	4270107039	1490 Channel 48"	DC13	each	163.00
	4270107040	1490 Channel 48"	DC35	each	163.00
19	4270107587	1590 Channel 36"	US28	each	175.00
	4270107588	1590 Channel 36"	DC13	each	183.00
	4270107589	1590 Channel 36"	DC35	each	183.00
19	4270107591	1590 Channel 48"	US28	each	191.00
	4270107592	1590 Channel 48"	DC13	each	202.00
	4270107593	1590 Channel 48"	DC35	each	202.00
20	ECAP.111	1490 Lockside End Cap Assembly	P35	each	44.00
21	ECAP.103	1490 Hingeside End Cap Assembly	P35	each	52.00
	PKG.102	1490 Mounting Package	US28	each	30.00
	PKG.104	1490 Mounting Package	DC35	each	31.00
	PKG.105	1590 Mounting Package	-	each	30.00

Prices subject to change without notice

Activating Baseplate Assembly

1490

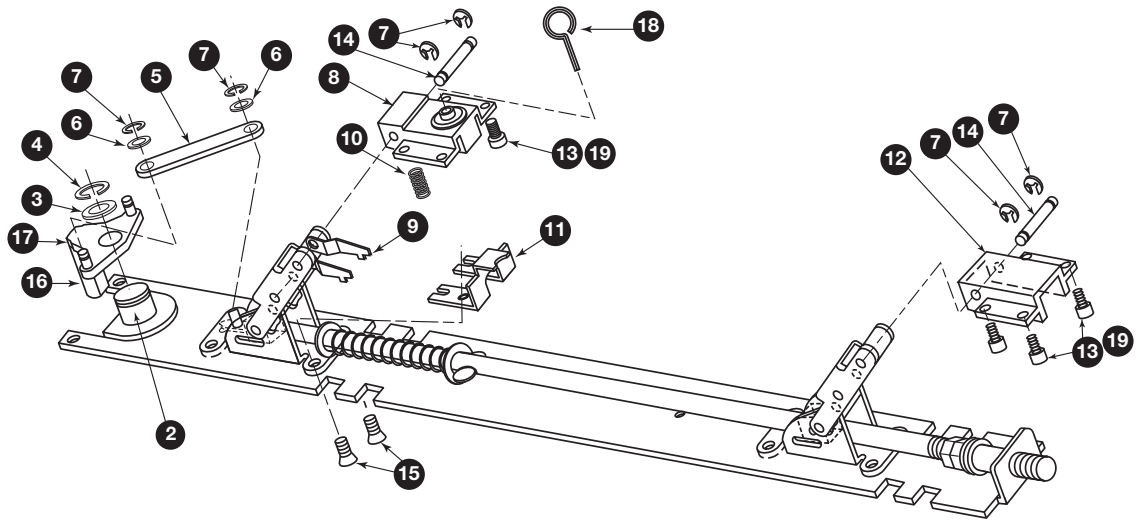

1590

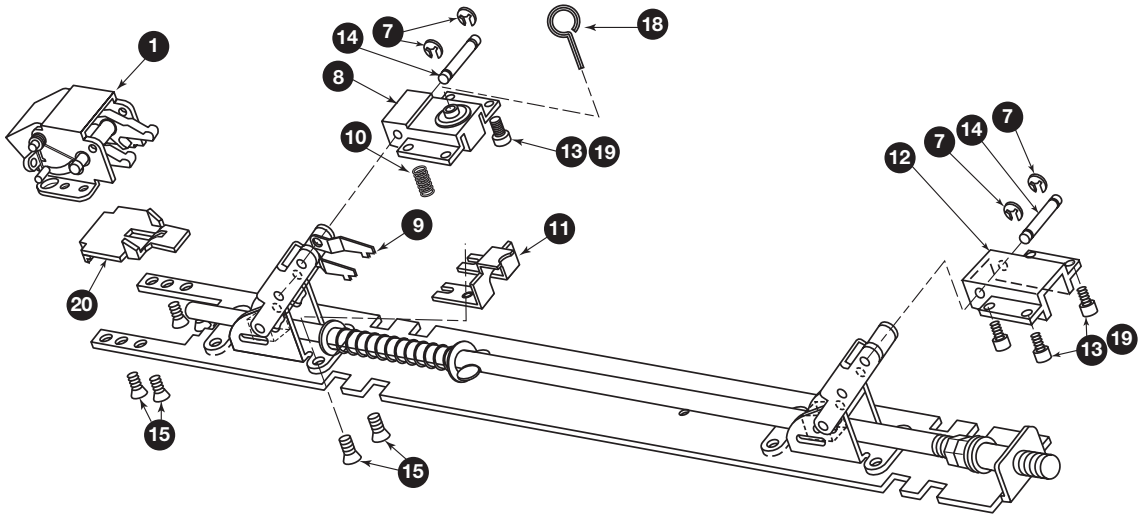

Activating Baseplate Assembly

	Part No.	Description	Finish	Pkg. Qty	Price
1	4270107603	1590 Latchbolt Assembly	-	each	154.00
2	4270106769	Lift Lever Axle	-	each	18.00
3	WASHER.102	Lift Lever Washer	-	10	29.00
4	RRING.104	Retaining Ring .500"	-	10	21.00
5	4270106773	Link	-	each	17.00
6	WASHER.103	Link Washer	-	10	29.00
7	RRING.105	Retaining Ring .188"	-	10	17.00
8	4270107046	Dogging Bracket Assembly	-	each	87.00
9	971659-79	Dogging Clip	-	each	46.00
10	4299101020	Compression Spring	-	each	13.00
11	971660-79	Act. Rod Spring Stop CZNC	-	each	21.00
12	4270106977	Clevis	-	each	121.00
13	SCREW.1136	8-32 3/8" PPHMS w/Sems	-	10	44.00
14	AXLE.1007	Clevis Assembly Axle	-	10	21.00
15	SCREW.1043	10-32 3/8" UFPHMS Screw	-	10	21.00
16	4270106745	Lift Lever	-	each	29.00
17	4270106772	Pivot Pin	-	each	29.00
18	KEY.10020	Hex Dogging Key 5/32"	-	10	57.00
19	WASHER.107	#8 Washer Hi-Collar	-	10	18.00
20	4270106888	1590 Retractor-Sgl Dr 1 3/4" (Only furnished with 1592/3/4/5)	-	each	21.00
	4270107422	1590 Retractor-Sgl Dr 2 1/4" (Only furnished with 1592/3/4/5)	-	each	21.00
	4270107520	1590 Retractor-Pair w/Mullion 1 3/4" Dr (Only furnished with 1592/3/4/5)	-	each	21.00
	4270107521	1590 Retractor-Pair w/Mullion 2 1/4" Dr (Only furnished with 1592/3/4/5)	-	each	21.00

1490 Base Plate Assemblies

	4270107061	1490 Baseplate Assembly LHR 36"	–	each	605.00
	4270107048	1490 Baseplate Assembly LHR 48"	-	each	676.00
	4270107047	1490 Baseplate Assembly RHR 36"	-	each	605.00
	4270107060	1490 Baseplate Assembly RHR 48"	-	each	676.00
	4270107089	1590 Baseplate Assembly 36"	-	each	434.00
	4270107090	1590 Baseplate Assembly 48"	-	each	511.00

Prices subject to change without notice

Activating Baseplate Assembly

EL1490

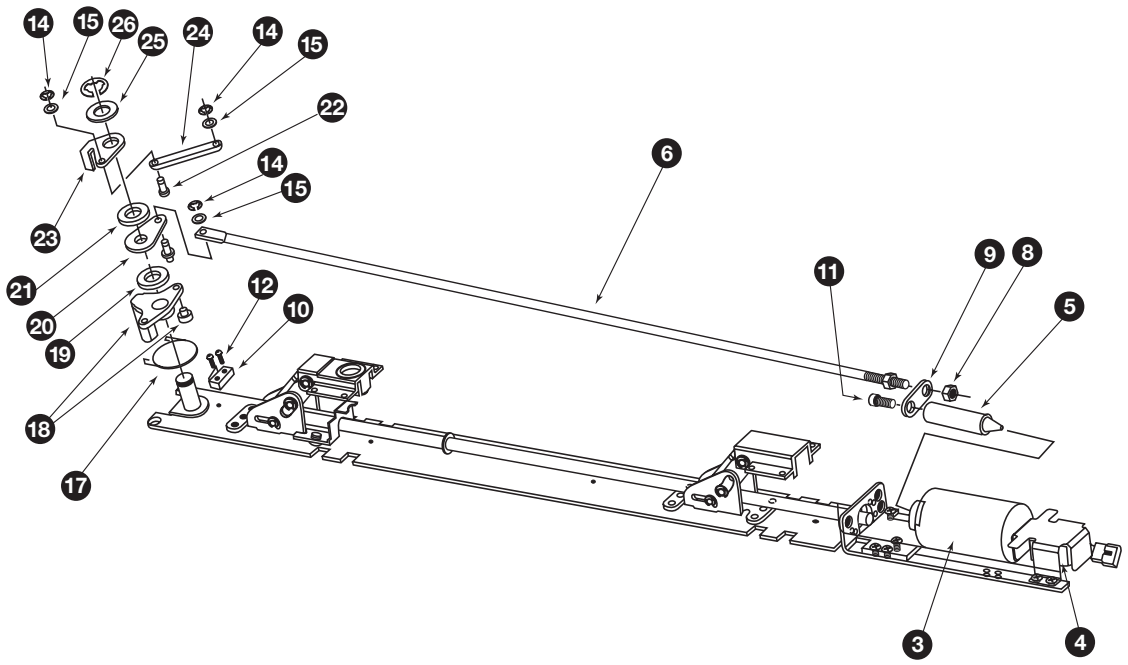

EL1590

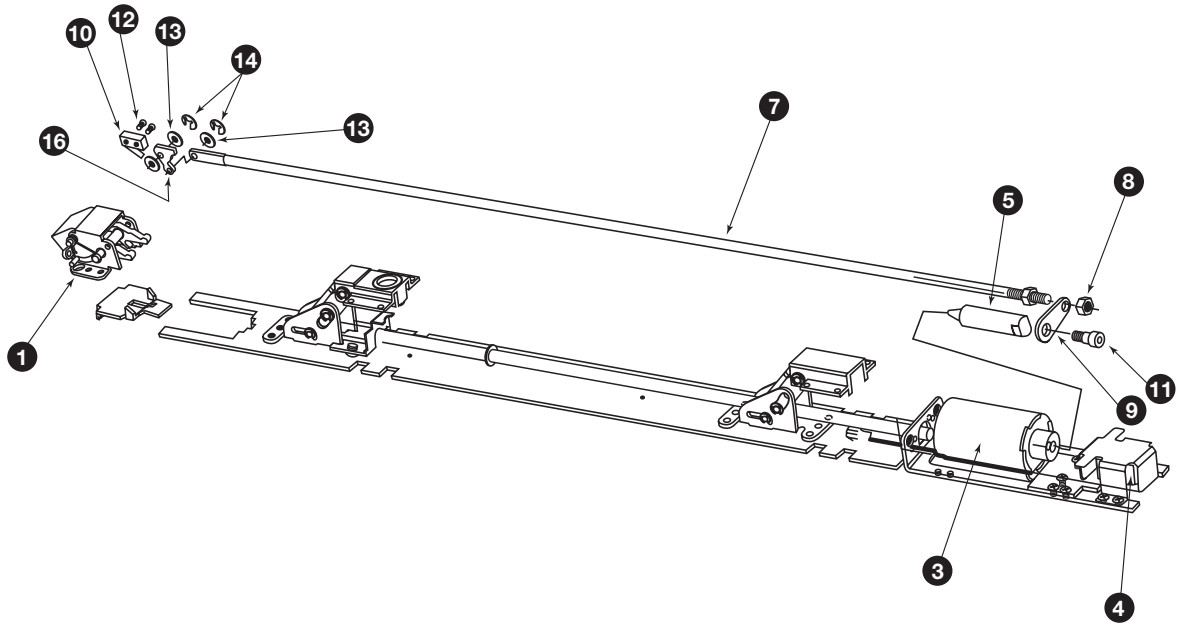

Prices subject to change without notice

Activating Baseplate Assembly

	Part No.	Description	Finish	Pkg. Qty	Price
1	4270107623	EL1590 Latchbolt Assembly 36"	-	each	458.00
	LATCHR.102	EL1590 Latchbolt Assembly 48"	-	each	464.00
2	4270108763	S1590 Latchbolt Assembly	-	each	341.00
3	SOLENOID.142	EL Solenoid	-	each	301.00
4	050534-00	EL Potted Circuit Breaker	-	each	386.00
5	47361878	EL Solenoid Plunger	-	each	91.00
	110388-00	EL Cable Assembly (not shown)	-	each	57.00
6	4270107193	EL1490 Pull Rod 36"	-	each	46.00
	4270107361	EL1490 Pull Rod 48"	-	each	55.00
7	4270107342	EL1590 Push Rod 36"	-	each	55.00
	4270107360	EL1590 Push Rod 48"	-	each	73.00
8	NUT.103	1/4-20 Hex Nut	-	10	13.00
9	4270107341	EL1590 Link	-	each	13.00
10	SWITCH.1002	Subminiature Switch Assembly 36"	-	each	82.00
	SWITCH.1004	Subminiature Switch Assembly 48"	-	each	90.00
11	SCREW.1061	1/4-20 29/32" Soc Shoulder Screw	BLACK	10	43.00
	SCREW.1136	8-32 3/8" PPH w/Sems Machine Screw	-	10	43.00
12	SCREW.1063	2-56 RHMS Screw	-	10	13.00
	SCREW.1065	8-32 1/4" PPH MS Typ 2A Screw	-	10	13.00
14	RRING.105	Retaining Ring .188	-	10	17.00
15	WASHER.103	Link Washer	-	10	29.00
16	LEVER.103	EL1590 Release Lever Assembly	-	each	94.00
17	4270107429	EL1490 Lift Lever Spring-LHR	-	each	13.00
	4270107430	EL1490 Lift Lever Spring-RHR	-	each	13.00
18	LEVER.104	EL1490 Lift Lever Sub-Assembly LHR	-	each	43.00
	LEVER.105	EL1490 Lift Lever Sub-Assembly RHR	-	each	43.00
19	4270107194	EL Lift Lever Spacer	-	each	19.00
20	4270107192	EL1490 Pivot Bracket	-	each	13.00
21	4270109142	Lift Lever Washer	-	each	18.00
22	4270107186	Link Pin	-	each	13.00
23	4270107188	EL1490 Lift Lever Bracket-LHR	-	each	13.00
	4270107189	EL1490 Lift Lever Bracket-RHR	-	each	13.00
24	4270106773	1490 Link	-	each	17.00
25	WASHER.102	Lift Lever Washer	-	10	27.00
26	RRING.104	Retaining Ring .500	-	10	21.00
27	4270107363	Pivot Pin YZNC STL	-	each	13.00

S1490/S1590 Baseplate Assemblies

	BASEASY.210	S1490 Baseplate Assembly LHR 36"	-	each	1,204.00
	BASEASY.211	S1490 Baseplate Assembly LHR 48"	-	each	1,274.00
	BASEASY.208	S1490 Baseplate Assembly RHR 36"	-	each	1,204.00
	BASEASY.209	S1490 Baseplate Assembly RHR 48"	-	each	1,274.00
	BASEASY.220	S1590 Baseplate Assembly 36"	-	each	1034
	BASEASY.221	S1590 Baseplate Assembly 48"	-	each	1,107.00

NOTE: For "S" signal switch field replacement or conversion.

EL1490/EL1590 Baseplate Assemblies

	KIT.1011	EL1490 Baseplate Kit LHR 36"	-	each	1,186.00
	KIT.1010	EL1490 Baseplate Kit RHR 36"	-	each	1,186.00
	KIT.1013	EL1490 Baseplate Kit LHR 48"	-	each	1,186.00
	KIT.1012	EL1490 Baseplate Kit RHR 48"	-	each	1,186.00
	KIT.1008	EL1590 Baseplate Kit 36"	-	each	1,186.00
	KIT.1009	EL1590 Baseplate Kit 48"	-	each	1,186.00

NOTE: For "EL" field replacement. Also contains "S" signal switch.

Rod Assembly

Standard Rod Assembly

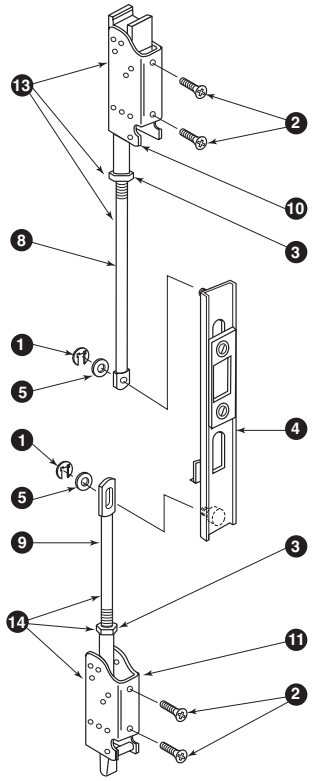

EL Rod Assembly

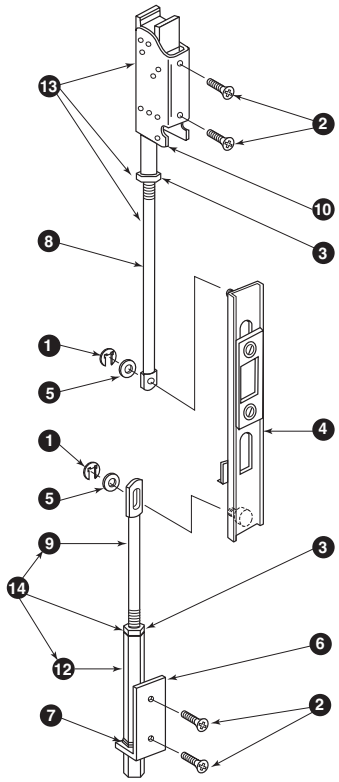

	Part No.	Description	Finish	Pkg. Qty	Price
1	RRING.103	Retaining Ring .250	-	25	17.00
2	SCREW.1028	10-32 1/4" UFPH Screw	US32D	10	31.00
	SCREW.1029	10-32 1/4" UFPH Screw	BLACK	10	31.00
3	NUT.101	3/8-24 Jam Nut	-	10	31.00
4	4270106796	Lift Bracket Assembly	-	each	81.00
	4270107495	EL Lift Bracket Assembly	-	each	93.00
5	WASHER.116	Rod Washer	-	10	21.00
6	4270108426	EL Hex Rod Guide Assembly	US32D	each	57.00
	GUIDE.101	EL Hex Rod Guide Assembly	P35	each	57.00
7	BUSH.107	EL Hex Bushing	-	10	31.00
	GUIDE.102	HH Hex Rod Guide Assembly	P35	each	83.00
8	4270106776	Top Rod 35.000"	-	each	78.00
9	4270106775	Standard Bottom Rod 31.625"	-	each	78.00
	4270109003	EL Bottom Rod 34.625"	-	each	86.00
10	4270105926	EL Top Latch	-	each	191.00
	4270101806	SU Top Latch	-	each	144.00
11	4270100521	RL Bottom Latch	-	each	121.00
12	4270101830	Hex Bottom Bolt	-	each	52.00
13	RODASY.110	1490 Top Rod Assembly 7' Dr	-	each	225.00
	4270109078	EL1490 Top Rod Assembly 7' Dr	-	each	271.00
14	RODASY.112	Bottom Rod Assembly	-	each	133.00
	4270109077	EL1490 Bottom Rod Assembly	-	each	147.00
15	4270106782	1490 Top/Btm Rod Assembly 7' Dr	-	each	434.00
	4270107497	EL1490 Top/Btm Rod Assembly 7' Dr	-	each	485.00
	4270107791	Extension Rod Kit over 7' up to 10' Drs	-	each	158.00

Prices subject to change without notice

Cylinder Assembly

1490

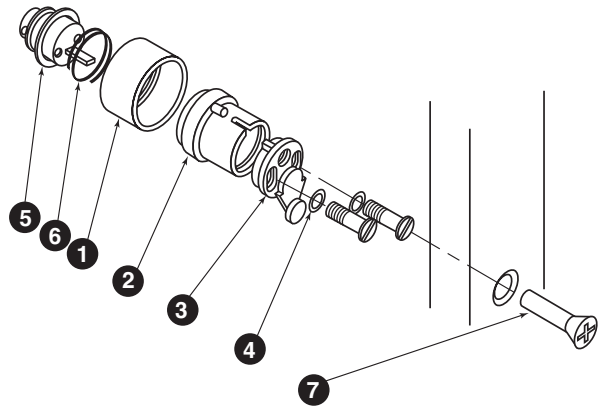

1590

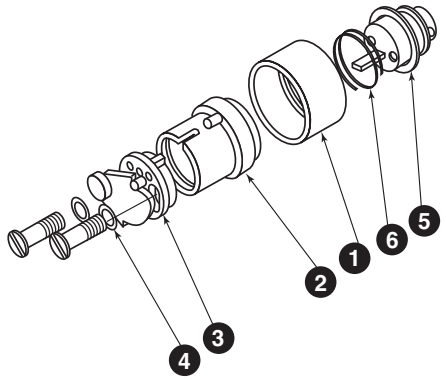

Cam Assembly

Hold Back

Night Latch

	Part No.	Description	Finish	Pkg. Qty	Price
1	4270107213	Cylinder Collar 1.00"	P28	each	31.00
	4270107214	Cylinder Collar 1.00"	P13	each	31.00
	4270107215	Cylinder Collar 1.00"	P35	each	31.00
	4270109005	Cylinder Collar 7 Pin 1.25"	P28	each	44.00
	4270109006	Cylinder Collar 7 Pin 1.25"	P13	each	44.00
	4270109007	Cylinder Collar 7 Pin 1.25"	P35	each	44.00
2	4270107286	Cylinder Tube w/Pin 1 3/4" DR	-	each	49.00
	4270107833	Cylinder Tube w/Pin 2" DR	-	each	83.00
	4270107787	Cylinder Tube w/Pin 2 1/4" DR	-	each	83.00
	4270109009	Cylinder Tube w/Pin 7 Pin 1 3/4" DR	-	each	83.00
	4270109190	Cylinder Tube w/Pin 7 Pin 2" DR	-	each	83.00
	4270109630	HH Cylinder Tube w/Pin 2 3/8" DR	-	each	57.00
	CTUBE.232	HH Cylinder Tube w/Pin 7 Pin 2 3/8" DR	-	each	91.00
3	4270107268	1490 NL Cam Assembly	-	each	40.00
	4270107270	1490 HB Cam Assembly	-	each	40.00
	4270107283	1590 NL Cam Assembly	-	each	40.00
	4270107285	1590 HB Cam Assembly	-	each	40.00
4	WASHER.108	Cylinder Adaptor Washer	-	10	21.00
5	WASHER.109	Cylinder Lock Washer	CZNC	10	29.00
	WASHER.110	Cylinder Lock Washer	BLACK	10	29.00
6	SPRING.105	Cylinder Collar Spring	-	10	14.00
7	SCREW.1105	12-24 1.1/2" UFPHMS Screw	CZNC	10	32.00
	SCREW.1099	12-24 1.1/2" UFPHMS Screw	BLACK	10	31.00

Prices subject to change without notice

1690 Series

Devices are priced for 30", 36" x 7', Aluminum or Hollow Metal Doors. Hex Bottom Latch furnished standard.
(Price includes PB48 Strike)

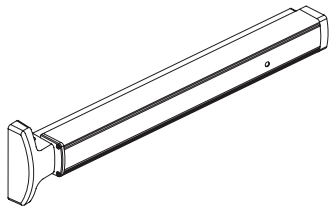

Model No.	US28	DC13, DC35	US26	US26D	Standard Trim
1690EO	593	634	774	743	–
1691DT	805	846	1251	1220	9970 Pull
1692NL-OP/HB-OP	743	784	924	893	169CA w/Rim Cylinder
1694NL-P/HB-P	955	995	1401	1370	9970 Pull 169CA w/Rim Cylinder

REFERENCE NOTES:
Devices are supplied 36" x 7' standard, if not specified.
Rim cylinder supplied standard with NL and HB options is C keyway.

Extra Length

	List Add
42"	23.00
48"	32.00

Optional Latches

Suffix		List Add
RL	Rod Bottom Latch	36.00
PL	Pullman Bottom Latch	36.00
ES	Top Latch for use with Electric Strikes Device Furnished LBR (Less Bottom Rod and Less Strike) **deduct $31 List**	40.00
Less Rods	For retrofit of 1990 crossbar device, **deduct $57 List**	

Door Heights over 7'

	List Add
Up to 8'	81.00
Up to 9'	103.00
Up to 10'	119.00

Device Options

		List Add
RX Switch	Base Exit Device unit modified Request to Exit Switch monitoring pushpad. **Prefix device "RX".**	265.00
Electric Latch Retraction	Base Exit Device unit modified with Electric Latch Retraction. **Prefix device "EL".** The EL option is not field replaceable on this model.	670.00
(One PS914 x 900-2RS is the minimum requirement to power one or two EL devices. See Power Supply Section for requirements and options.)		
Electric Dogging	Base Exit Device unit modified with Electric Dogging **Prefix device "ED".**	710.00
HH	Hurricane device. Available up to 8' device only. **Prefix device "HH"**. HH is for a Hurricane device for all door manufactures other than YKK.	141.00
HHYKK	Hurricane device. Available up to 8' device only. **Prefix device "HHYKK".** HHYKK is for a Hurricane device for door manufacture YKK.	141.00

REFERENCE NOTES:
For EL1690 Door widths other than the standard size (30", 36", 42" or 48"), please specify exact door width. For non-standard widths, the price of the next widest standard size will apply.
HH (Hurricane) 1690 devices are hurricane rated by specific door manufacturers. Consult your device manufacturer to assure the HH1690 is hurricane rated with their door solution.

Prices subject to change without notice

Offset Pull

Model No.		Non-Finish	DC13, DC35, US28	US26, US26D
9970 Pull		–	212	477
STUD.102	9970 Mounting Stud (Pkg Qty 10)	38	–	–

Replacement Cylinders

Model No.	Description	US26D, US10B
3216	Rim Cylinder C Keyway	114

Cylinder Assembly

Model No.	Description	Non-Finish
169CA	Cylinder Assembly Less Cylinder	36

Strikes - Concealed Vertical Rod

Model No.	Description	Non-Finish	P13, P35, US32D
PB48	Top strike for 1990/1490/1690/2390 devices.	–	31
SHIM.112	PB48 Strike Shim (Pkg Qty: 10)	32	–

Prices subject to change without notice

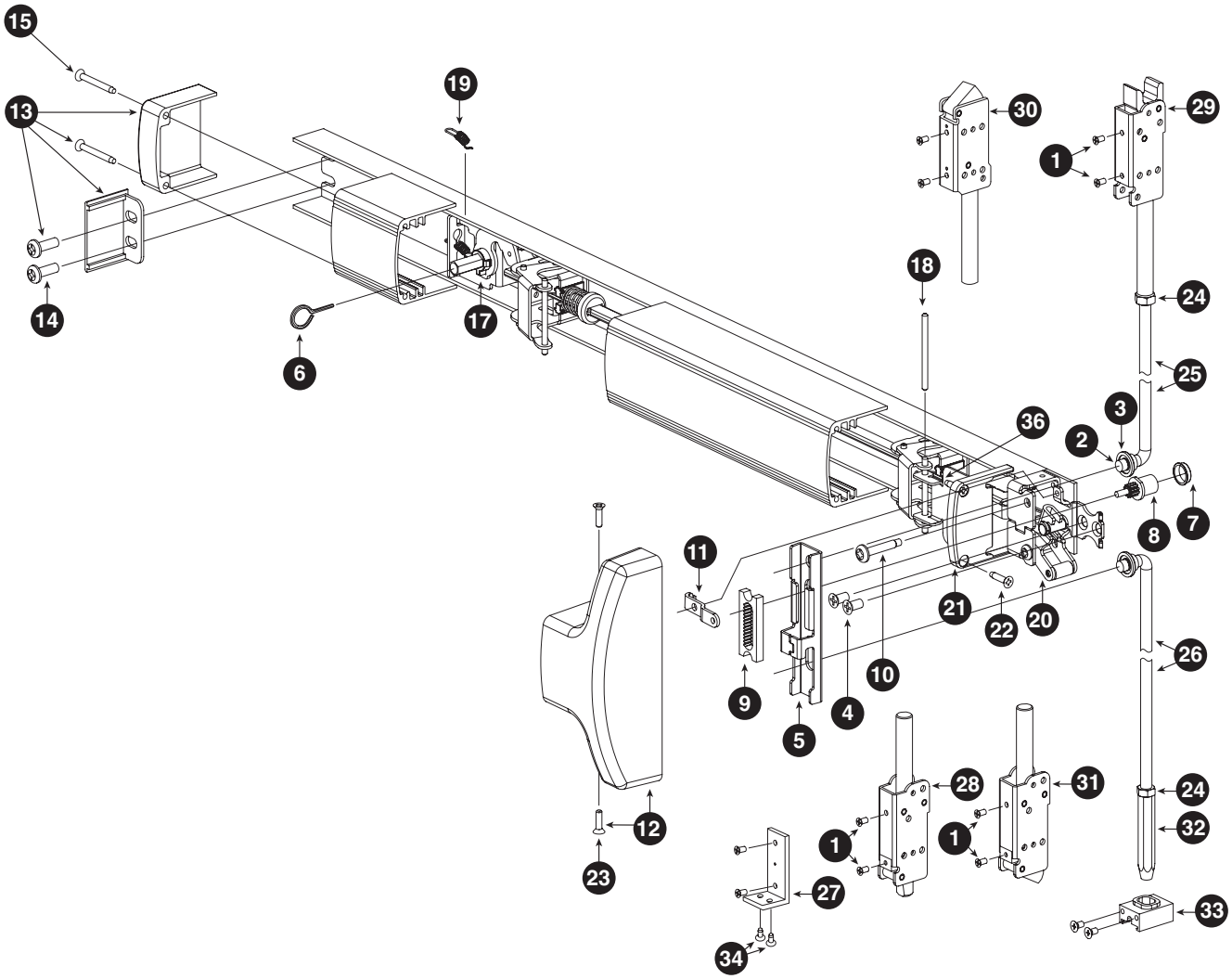

	Part No.	Description	Finish	Pkg. Qty	Price
1	SCREW.1028	10-32 1/4" UFPHMS	US32D	10	31.00
	SCREW.1029	10-32 1/4" UFPHMS	BLACK	10	31.00
2	BUSH.109	Bearing Bushing	-	10	32.00
3	RRING.109	Retaining Ring .250"	-	25	29.00
4	SCREW.1069	Lock Stile Mounting Screw	-	10	18.00
5	BRKT.138	Lift Bracket	-	each	31.00
6	KEY.10020	Hex Dogging Key 5/32"	-	10	57.00
	PKG.150	Auxiliary Package (part 1-6)	US28	each	32.00
	PKG.151	Auxiliary Package (part 1-6)	DC13/DC35	each	32.00
7	BUSH.102	Cylinder Bushing	-	10	32.00
8	CAM.102	Pinion Cam	-	10	175.00
	4270903177	Pinion Cam	-	each	29.00
9	RETRACT.101	Rod Retractor	-	10	73.00
10	SCREW.1074	Retainer Screw	-	10	29.00
11	BRKT.478	Pinion Support Bracket	-	each	13.00
12	COVER.113	Center Case Cover Kit	-	each	50.00
13	ECAP.130	Channel/Hinge End Cap Kit	-	each	35.00

Prices subject to change without notice

		Part No.	Description	Finish	Pkg. Qty	Price
14		SCREW.1070	1/4-20 1/2" PPHMS Screw	-	10	17.00
15		SCREW.1072	#8 1.1/2" FPH TC Typ AB Screw (before September, 2004)	-	10	17.00
		SCREW.1143	8-18 1.1/4" FPH TF Typ 25	-	10	31.00
16		SCREW.1067	1/4-20 3/8" Hex Soc Set Screw	BLACK	3	18.00
		SCREW.1068	1/4-20 3/8" Hex Soc Set Screw	US28	3	18.00
17		KIT.1197	Dogging Kit		each	41.00
18		PIN.128	Push Bar Pin	-	10	17.00
19		971493-76	Dogging Spring	-	each	13.00
20		BRKTASY.107	Actuator Arm Bracket Assy	-	each	21.00
21		ECAP.129	Lock Stile Push Bar End Cap	P35	each	21.00
22		SCREW.1077	8-3/4" FPHSMS (before September, 2004)	BLACK	10	31.00
		SCREW.1141	8-18 .3/4" FPH TF Typ 25	-	10	24.00
23		SCREW.1025	8-5/8" FPHSMS (before September, 2004)	BLACK	10	29.00
24		NUT.101	Rod Jam Nut	-	10	31.00
25		4270100017	SU/PL/ES/RL Rod (Standard)	-	each	43.00
		4270102427	SU/PL/ES/RL Rod-1/4" Insulclad 7'	-	each	43.00
		4270102426	SU/PL/ES/RL Rod-1/4" Insulclad 8'	-	each	140.00
		4270100018	SU Rod 8' Door		each	140.00
		4270100172	SU Ext Rod Kit Up to 9' Dr (not shown)	-	each	123.00
		4270100197	SU Ext Rod Kit Up to 10' Dr (not shown)		each	145.00
26		4270101825	Hex Bottom Rod	-	each	43.00
27		BRKTASY.101	Latch Mtg Bracket Kit-HMD	-	each	60.00
28	●	4270100521	RL Bottom Latch	-	each	121.00
29	●	4270101806	SU Top Latch	-	each	144.00
30	●	4270100346	ES Top Latch	-	each	166.00
31	●	4270101482	PL Bottom Latch	-	each	121.00
32		BOLT.1004	Hex Bottom Bolt Beveled	-	each	57.00
33		4270107176	Hex Rod Guide Assembly	US32D	each	50.00
		4270107178	Hex Rod Guide Assembly	P35	each	50.00
		SCREW.1076	Hex Rod Guide Screws	US28	10	13.00
		SCREW.1081	Hex Rod Guide Screws	DC13/DC35	10	13.00
		PIN.110	ES Latch Pin	-	10	30.00
		PIN.109	SU/ES/PL/HH Latch Spirol Pin	-	10	24.00
34		SCREW.1037	10-32 3/8" FPHMS	-	25	29.00
	●	4270106632	SU Top Rod Assembly 7' Dr	-	each	191.00
	●	4270106633	SU Top Rod Assembly 8' Dr	-	each	286.00
	●	4270101818	SU Top Rod Assembly 9' Dr	-	each	311.00
	●	4270101819	SU Top Rod Assembly 10' Dr	-	each	339.00
	●	4270101873	ES Top Rod Assembly 7' Dr	-	each	241.00
		4270101874	ES Top Rod Assembly 8' Dr	-	each	364.00
	●	4270100522	RL Bottom Rod Assembly	-	each	191.00
		RODASY.1075	Hex Bottom Rod Assembly	-	each	134.00
	●	4270100266	PL Bottom Rod Assembly	-	each	195.00
36		BRKT.128	Pushbar Anchor Bracket	-	each	13.00

REFERENCE NOTES:

● Specify if door material other than aluminum. Complete rod and latch assembly includes (4270100017) standard rod and (Nut.101). Part numbers shown are for standard centerlines and assembled lengths.

Prices subject to change without notice

Part No.	Description	Finish	Pkg. Qty	Price
KIT.1156	NL Cylinder Assy & Auxiliary Parts (parts 1-10)	US28	each	78.00
KIT.1157	NL Cylinder Assy & Auxiliary Parts (parts 1-10)	DC13/DC35	each	78.00
169CA	1690NL Cylinder Assembly (parts 7-11)	-	each	36.00
SCREW.1121	10-32 3/8" UFPH TF	US28	8	14.00
SCREW.1114	10-32 3/8" UFPH TF	DC13/DC35	8	14.00
BRKT.156	Center Case Bracket	-	each	21.00
SWITCH.1006	RX Switch Wire Assembly (not shown) Valid for Field Install RX Option on Devices shipped after June, 2002	-	each	280.00
050534-00	EL Potted Circuit Breaker (not shown)	-	each	386.00
971687-00	EL Solenoid 24 VDC (not shown)	-	each	313.00
47361878	EL Plunger (not shown)	-	each	91.00
110388-00	EL Cable Assembly (not shown)	-	each	57.00

1690/1790 Pushbars and Channels Standard EL

EXT.827	EXT.830	1690/1790 Pushbar 30"	US28	each	133.00
EXT.828	EXT.825	1690/1790 Pushbar 30"	DC13	each	154.00
EXT.829	EXT.826	1690/1790 Pushbar 30"	DC35	each	154.00
EXT.2351	EXT.2323	1690/1790 Pushbar 30"	US3	each	364.00
EXT.2352	EXT.2333	1690/1790 Pushbar 30"	US10	each	327.00
EXT.2353	EXT.2338	1690/1790 Pushbar 30"	US26	each	364.00
EXT.2354	EXT.2340	1690/1790 Pushbar 30"	US26D	each	327.00
EXT.608	EXT.398	1690/1790 Pushbar 36"	US28	each	133.00
EXT.609	EXT.399	1690/1790 Pushbar 36"	DC13	each	154.00
EXT.631	EXT.400	1690/1790 Pushbar 36"	DC35	each	154.00
EXT.2355	EXT.2324	1690/1790 Pushbar 36"	US3	each	364.00
EXT.2356	EXT.2334	1690/1790 Pushbar 36"	US10	each	327.00
EXT.2357	EXT.2339	1690/1790 Pushbar 36"	US26	each	364.00
EXT.2358	EXT.2289	1690/1790 Pushbar 36"	US26D	each	327.00
EXT.646	EXT.438	1690/1790 Pushbar 42"	US28	each	145.00
EXT.736	EXT.439	1690/1790 Pushbar 42"	DC13	each	172.00
EXT.737	EXT.441	1690/1790 Pushbar 42"	DC35	each	172.00
EXT.2359	EXT.2341	1690/1790 Pushbar 42"	US3	each	378.00
EXT.2360	EXT.2345	1690/1790 Pushbar 42"	US10	each	341.00
EXT.2361	EXT.2349	1690/1790 Pushbar 42"	US26	each	378.00
EXT.2362	EXT.2350	1690/1790 Pushbar 42"	US26D	each	341.00
EXT.738	EXT.442	1690/1790 Pushbar 48"	US28	each	154.00
EXT.739	EXT.443	1690/1790 Pushbar 48"	DC13	each	183.00
EXT.740	EXT.444	1690/1790 Pushbar 48"	DC35	each	183.00
EXT.2363	EXT.2298	1690/1790 Pushbar 48"	US3	each	388.00
EXT.2364	EXT.2303	1690/1790 Pushbar 48"	US10	each	349.00
EXT.2365	EXT.2304	1690/1790 Pushbar 48"	US26	each	388.00
EXT.2366	EXT.2294	1690/1790 Pushbar 48"	US26D	each	349.00
EXT.175		1690 Channel 27.138	US28	each	32.00
EXT.177		1690 Channel 27.138	DC13	each	50.00
EXT.741		1690 Channel 33.138	US28	each	36.00
EXT.742		1690 Channel 33.138	DC13	each	41.00
EXT.743		1690 Channel 33.138	DC35	each	40.00
EXT.744		1690 Channel 39.138	US28	each	41.00
EXT.745		1690 Channel 39.138	DC13	each	49.00
EXT.746		1690 Channel 39.138	DC35	each	49.00
EXT.747		1690 Channel 45.138	US28	each	46.00
EXT.748		1690 Channel 45.138	DC13	each	56.00
EXT.749		1690 Channel 45.138	DC35	each	60.00
4270109291		1690 Channel 32.250	US28	each	39.00
4270109295		1690 Channel 44.250	US28	each	46.00
4270109293		1690 Channel 44.250	DC35	each	55.00
EXT.178		1690 Channel 27.138	DC35	each	56.00
4270109297		1690 Channel 44.250	DC35	each	69.00
4270109423		1690 Channel 38.250	US28	each	46.00
4270109424		1690 Channel 38.250	DC13	each	46.00
4270109425		1690 Channel 38.250	DC35	each	69.00
EXT.101		1790 Channel 33.580	US28	each	78.00
EXT.102		1790 Channel 39.580	US28	each	81.00
EXT.103		1790 Channel 45.580	US28	each	86.00
4270109571		1790 Channel 33.580	DC13	each	71.00
4270109572		1790 Channel 39.580	DC13	each	83.00
4270109574		1790 Channel 33.580	DC35	each	79.00
4270109575		1790 Channel 39.580	DC35	each	87.00
4270109576		1790 Channel 45.580	DC35	each	94.00

Prices subject to change without notice

1790 Series

Devices are priced for 30" and 36", Aluminum or Hollow Metal Doors.
(Price includes TD35 Strike)

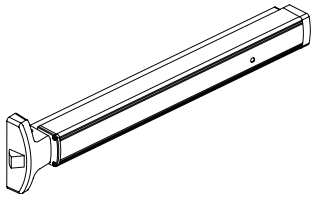

Model No.	US28	DC13, DC35	US26	US26D	Standard Trim
1790EO	541	578	720	694	–
1791DT	753	790	1197	1171	9970 Pull
1792NL-OP/HB-OP	691	728	870	844	179CA w/Rim Cylinder
1794NL-P/HB-P	903	940	1347	1321	9970 Pull 179CA w/Rim Cylinder

REFERENCE NOTES:
Devices are supplied 36" x 7' standard, if not specified.
Rim cylinder supplied standard with NL and HB options is C keyway.

Extra Length

	List Add
42"	23.00
48"	32.00

Device Options

		List Add
RX Switch	Base Exit Device unit modified Request to Exit Switch monitoring pushpad. **Prefix device "RX".**	265.00
Electric Latch Retraction	Base Exit Device unit modified with Electric Latch Retraction. **Prefix device "EL".** The EL option is not field replaceable on this model.	670.00
(One PS914 x 900-2RS is the minimum requirement to power one or two EL devices. See Power Supply Section for requirements and options.)		
Electric Dogging	Base Exit Device unit modified with Electric Dogging **Prefix device "ED".**	710.00

REFERENCE NOTES:
For EL1790 Door widths other than the standard size (30", 36", 42" or 48"), please specify exact door width.
For non-standard widths, the price of the next widest standard size will apply.

Lever Control

Model No.	Description	P28 P13 P35	US15
179L	Lever Control	414	461
179L-BE	Lever Control, Blank Escutcheon	414	461
179L-NL	Lever Control, Night Latch	414	461

REFERENCE NOTES:
Lever Controls are Handed. Specify handing RHR or LHR.
179L Trims are field retrofittable with all 1790 Series Devices.
For initial installation requiring lever trim, the 1790EO is the suggested device to order with the 179L trims.
179L and L-NL require a 1 1/8" mortise cylinder with straight cam, sold separately.

Offset Pull

Model No.		Non-Finish	DC13, DC35, US28	US26, US26D
9970 Pull		–	212	477
STUD.102	9970 Mounting Stud (Pkg Qty 10)	38	–	–

Replacement Cylinders

Model No.	Description	US26D, US10B
3216	Rim Cylinder C Keyway	114

Cylinder Assembly

Model No.	Description	Non-Finish
179CA	Cylinder Assembly Less Cylinder	36

Strikes - Rim

Model No.	Description	Non-Fi nish	Black	P35
STK45	Strike for inactive door, pair of doors with 1590/1790/2090 devices	–	–	104
TD35	Strike for single doors, 1590 and 1790 device	–	–	144
SHIM.150	TD35 Strike Shim	–	32	–
SCREW.1016	TD35 Screw 10-32 x 1" FPHMS (Pkg Qty 25)	–	30	–
4270109590	TD35 Wear Strip	17	–	–
RIVET.101	TD35 Drive Rivet (Pkg Qty 25)	41	–	–

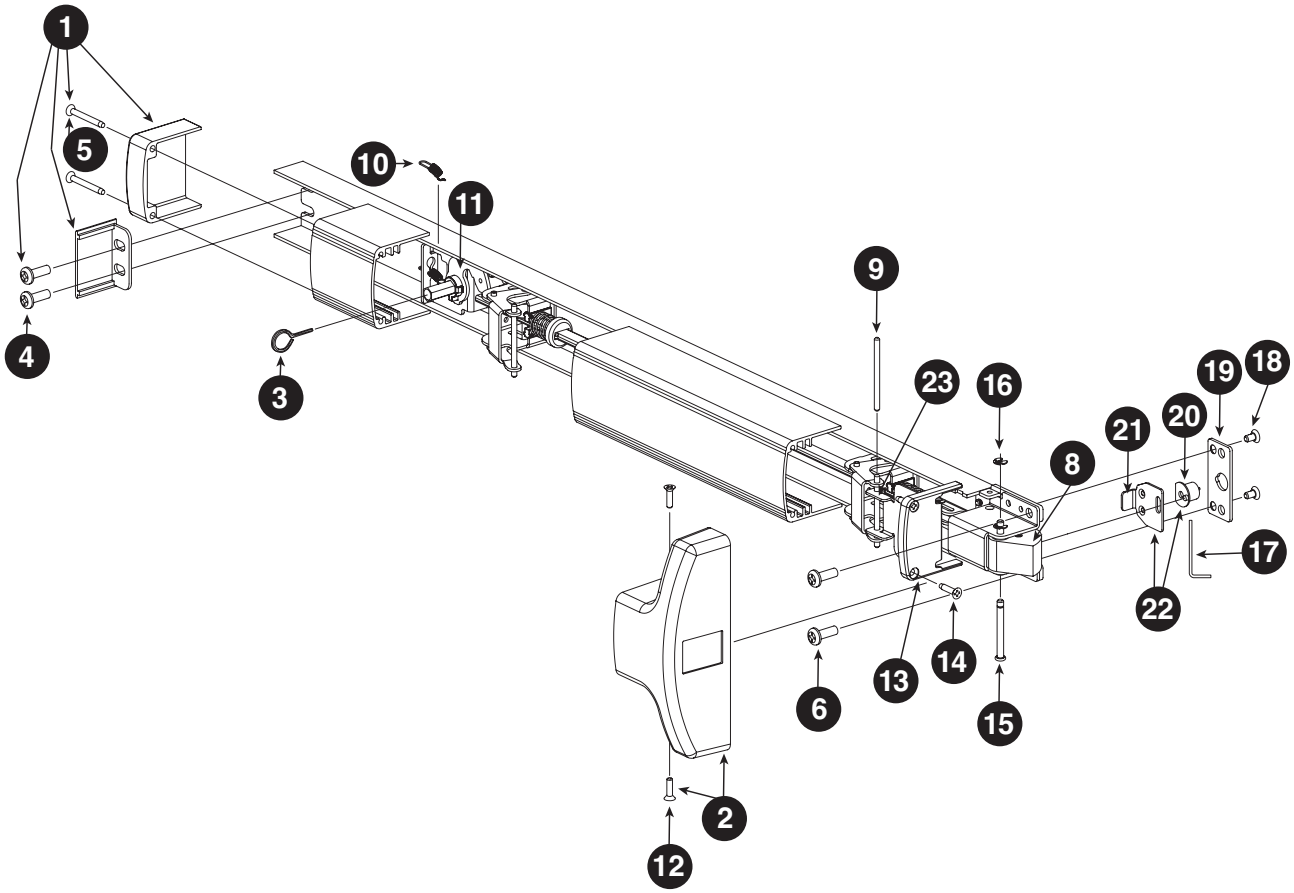
1
5
10
11
4
3
9
23
16
19
18
21
20
8
17
22
6
13
14
15
2
12

	Part No.	Description	Finish	Pkg. Qty	Price
1	ECAP.130	Channel/Hingeside End Cap Kit	-	each	35.00
2	COVER.120	Center Case Cover Kit	-	each	50.00
3	KEY.10020	Hex Dogging Key 5/32"	-	10	57.00
4	SCREW.1070	1/4-20 1/2" PPHMS Screw	-	10	17.00
5	SCREW.1072	#8 1.1/2" FPH TC Typ AB Screw (before September, 2004)	-	10	17.00
	SCREW.1143	8-18 1.1/4" FPH TF Typ 25	-	10	31.00
6	SCREW.1075	1/4-20 3/4" PPHMS Screw	-	10	18.00
	SCREW.1121	10-32 3/8" UFPH TF	US28	8	14.00
7	PKG.133	Auxiliary Package	-	each	14.00
8	LBOLT.105	Latch Assembly	-	each	78.00
	SWITCH.1006	RX Switch Wire Assembly (not shown) Valid for Field Install RX Option on Devices shipped after June, 2002	-	each	280.00
	050534-00	EL Potted Circuit Breaker (not shown)	-	each	386.00
	971687-00	EL Solenoid 24VDC (not shown)	-	each	313.00
	47361878	EL Plunger (not shown)	-	each	91.00
	110388-00	EL Cable Assembly (not shown)	-	each	57.00
9	PIN.128	Pushbar Pin	-	10	17.00
10	971493-76	Dogging Spring	-	each	13.00
11	KIT.1197	Dogging Kit	US28	each	41.00
12	SCREW.1025	8 x 5/8" FPHTC Typ 25 (before July, 2006)	-	10	29.00
13	ECAP.129	Lock Stile End Cap	DC35	each	21.00
14	SCREW.1077	8-3/4" FPHSMS (before September, 2004)	BLACK	10	31.00
	SCREW.1141	8-18 .3/4" FPH TF Typ 25	-	10	24.00
15	969467-89	Latch Pin	-	each	14.00
16	RRING.105	Latch Pin Retaining Clip	-	10	17.00
17	4270109548	Short Arm Allen Wrench	-	each	13.00
18	SCREW.1150	10-32 3/8" UFPH MS	-	10	30.00
19	SPACER.107	1790 Channel Spacer	-	each	24.00
20	CAMASY.101	Drive Bushing	-	each	60.00
21	SLIDER.101	Slider	-	each	13.00
22	179CA	1790 NL/HB Cylinder Assembly	-	each	36.00
23	BRKT.128	Pushbar Anchor Bracket	-	each	13.00
		1790 Pushbars on page 275			

Prices subject to change without notice

1990 Series

Devices are priced for 3'8" x 7',
Aluminum or Hollow Metal Doors.
Hex Bottom Latch furnished standard.
(Price includes PB48 Strike)

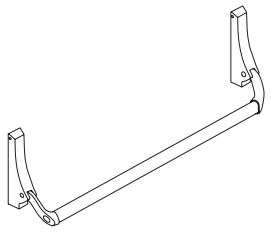

Model No.	P28	P13, P35	US26D	
1990EO	620	636	1557	–
1991DT	832	848	2034	9970 Pull
1992NL-OP/HB-OP	734	750	1671	Rim Cylinder only
1993NL/HB	946	962	2148	9970 w/Rim Cylinder

REFERENCE NOTES:
Rim cylinder supplied standard with NL and HB options is C keyway.

Optional Latches

Suffix		List Add
RL	Rod Bottom Latch	36.00
PL	Pullman Bottom Latch	36.00
ES	Top Latch for use with Electric Strikes Device Furnished LBR (Less Bottom Rod and Less Strike) **deduct $31.00 List**	40.00

Door Heights over 7'

	List Add
Up to 8'	81.00
Up to 9'	103.00
Up to 10'	119.00

Crossbar

Crossbar furnished 41" standard - Easily Cut for Job Fitting	List Add
Extra Length Crossbar - 48" (Fits Door Width up to 51") - P28, P13, P35 finishes	25.00
Extra Length Crossbar - 48" (Fits Door Width up to 51") - Architectural finishes Less Crossbar, **deduct $148 List**	36.00

REFERENCE NOTES:
Specify if Door Material other than Aluminum.
Not recommended for use on wood doors.

Prices subject to change without notice

Offset Pull

Model No.		Non-Finish	DC13, DC35, US28	US26, US26D
9970 Pull		–	212	477
STUD.102	9970 Mounting Stud (Pkg Qty 10)	38	–	–

Replacement Cylinders

Model No.	Description	US26D, US10B
3216	Rim Cylinder C Keyway	114

Strikes - Concealed Vertical Rod

Model No.	Description	Non-Finish	P13 , P35, US32D
PB48	Top strike for 1990/1490/1690/2390 devices.	–	31
SHIM.112	PB48 Strike Shim (Pkg Qty: 10)	32	–

(For Devices Furnished After 5/1/77)

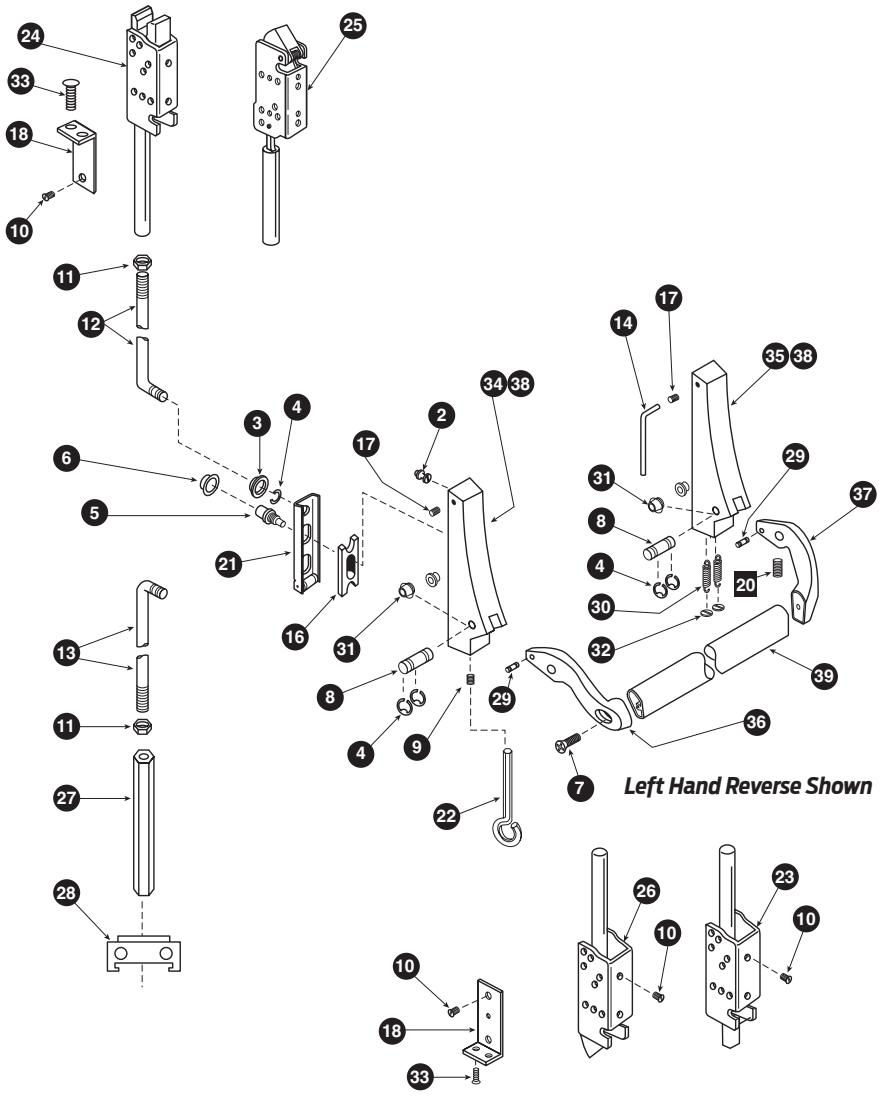

	Part No.	Description	Finish	Pkg. Qty	Price
2	STUD.101	Case Mounting Stud	-	10	37.00
3	BUSH.109	Bearing Bushing	-	10	32.00
4	RRING.109	Retaining Ring .250	-	25	29.00
5	CAM.102	Pinion Cam	-	10	175.00
	4270903177	Pinion Cam	-	each	29.00
6	BUSH.102	Cylinder Bushing	-	10	32.00
7	SCREW.1027	1/4-20 1" FPHTC Typ 23	US32D	10	49.00
	SCREW.1015	1/4-20 1" FPHTC Typ 23	BLACK	10	49.00
	PIN.115	1990 Axle Pin	-	10	163.00
9	SCREW.1022	Dog Screw	-	25	144.00
10	SCREW.1028	10-32 1/4" UFPHMS	US32D	10	31.00
	SCREW.1029	10-32 1/4" UFPHMS	BLACK	10	31.00
	4270107322	1490 LHR/1590 RHR Push Label	GOLD	each	37.00

Prices subject to change without notice

(For Devices Furnished After 5/1/77)

		Part No.	Description	Finish	Pkg. Qty	Price
11		NUT.101	Rod Jam Nut	-	10	31.00
12		4270100017	SU/PL/ES/RL Rod	-	each	43.00
		4270102427	SU/PL/ES/RL Rod-1/4" Insulclad 7'	-	each	43.00
		4270102426	SU/PL/ES/RL Rod-1/4" Insulclad 8'	-	each	140.00
13		4270101825	Hex Bottom Rod	-	each	43.00
14		WRENCH.101	Allen Wrench	-	10	21.00
16		RETRACT.101	Rod Retractor	-	10	73.00
17		SCREW.1030	1/4-20 3/8" Hex Soc Set	US32D	25	40.00
		SCREW.1039	1/4-20 3/8" Hex Soc Set	BLACK	25	40.00
18		BRKTASY.101	Latch Mtg Bracket Kit-HMD	-	each	60.00
21		4270100013	Lift Bracket Assembly	-	each	32.00
22		KEY.101	Hex Dogging Key	-	10	49.00
23	●	4270100521	RL Bottom Latch	-	each	121.00
24	●	4270101806	SU Top Latch	-	each	144.00
25	●	4270100346	ES Top Latch	-	each	166.00
26	●	4270101482	PL Bottom Latch	-	each	121.00
27		4270101830	Hex Bottom Bolt	-	each	52.00
28		4270107176	Hex Rod Guide Assembly	US32D	each	50.00
		4270107178	Hex Rod Guide Assembly	P35	each	50.00
		SCREW.1076	Hex Rod Guide Screws	US28	10	13.00
		SCREW.1081	Hex Rod Guide Screws	DC13/DC35	10	13.00
		PIN.110	ES Latch Pin	-	10	30.00
		RETAIN.101	Case Retainer	-	10	32.00
		PIN.109	SU/ES/PL/HH Latch Spirol Pin	-	10	24.00
		4270100312	Crossbar Tie Rod	-	each	91.00
		RRING.103	End Case Retaining Ring	-	25	17.00
29		PIN.104	Spring Pin	-	10	31.00
30		SPRING.103	Tension Spring	-	10	40.00
31		BUSH.103	Axle Bushing	-	25	40.00
32		RETAIN.102	Spring Retainer	-	25	29.00
33		SCREW.1037	10-32 3/8" FPHMS	-	25	29.00
	●	4270106632	SU Top Rod Assembly 7' Dr	-	each	191.00
	●	4270106633	SU Top Rod Assembly 8' Dr	-	each	286.00
	●	4270101818	SU Top Rod Assembly 9' Dr	-	each	311.00
	●	4270101819	SU Top Rod Assembly 10' Dr	-	each	339.00
	●	4270101873	ES Top Rod Assembly 7' Dr	-	each	241.00
		4270101874	ES Top Rod Assembly 8' Dr	-	each	364.00
	●	4270100522	RL Bottom Rod Assembly	-	each	191.00
		4270101831	Hex Bottom Rod Assembly	-	each	99.00
	●	4270100266	PL Bottom Rod Assembly	-	each	195.00
		4270100018	SU Rod 8' Door	-	each	140.00
		4270100172	SU Ext Rod Kit Up to 9' Dr	-	each	123.00
		4270100197	SU Ext Rod Kit Up to 10' Dr	-	each	145.00

Prices subject to change without notice

(For Devices Furnished After 5/1/77)

34 End Case Assy LH

Part No.	Finish	List Price
LH = Lock Stile assembly for LHR Device or Hinge Stile assembly for RHR Device		
4270902776	P28	258.00
4270902778	P13	285.00
4270902779	P35	285.00
CASE.223	US26D	833.00

35 End Case Assy RH

Part No.	Finish	List Price
RH = Lock Stile assembly for RHR Device or Hinge Stile assembly for LHR Device		
4270902782	P28	258.00
4270902784	P13	285.00
4270902785	P35	285.00
CASE.222	US26D	833.00

36 Lever Arm LH

Part No.	Finish	List Price
LH = Lock Stile Lever Arm for LHR Device or Hinge Stile Lever Arm for RHR Device		
4270902799	P28	80.00
4270902802	P13	90.00
4270902803	P35	90.00
LARM.180	US26D	300.00

37 Lever Arm RH

Part No.	Finish	List Price
RH = Lock Stile Lever Arm for RHR Device or Hinge Stile Lever Arm for LHR Device		
4270902805	P28	80.00
4270902808	P13	90.00
4270902809	P35	90.00
LARM.188	US26D	300.00

38 Housing Assembly

Part No.	Finish	List Price
(Includes housing, retainer spring, retainer, dog screw and mounting screws)		
4270902787	P28	183.00
4270902789	P13	183.00
4270902790	P35	183.00
HOUSING.231	US26D	519.00

39 Crossbar 41"

Part No.	Finish	List Price
47285197	689	183.00
47285197	DC13	198.00
47285197	622	198.00

Crossbar 48"

Part No.	Finish	List Price
47286482	689	207.00
47286482	DC13	226.00
47286482	622	226.00

REFERENCE NOTE:
1990/2090 Lever Arms & Housing Assemblies in US finishes are not compatible with 990/1090 components. Replace with appropriate end case assembly or active housing assembly.

Prices subject to change without notice

990 and 1990 Auxiliary Pkg.



Part Number	Finish	List Price
4270902091	US32D	60.00
4270902095	DC35	60.00

1090 and 2090 Auxiliary Pkg.

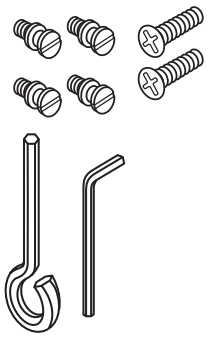

Part Number	Finish	List Price
4270902121	US32D	21.00
4270902125	DC35	21.00

Panic Device Repair Kit

Part Number	Description	List Price
4270100583	Complete Repair Kit	433.00
4270100582	Maintenance Kit Box only	35.00

Kit Includes:

	Part Number	Description	Replacement Pkg.	
12	RING.108	Retaining Rings	RRING.109	(pkg/25)
6	4270100130	1/4-20 x 3/8 Set Screws	SCREW.1030	(pkg/25)
6	BUSH.108	Bearing Bushing	BUSH.109	(pkg/10)
8	4270101753	Tension Springs	SPRING.103	(pkg/10)
2	4270100153	Dogging Screws	SCREW.1022	(pkg/25)
10	963128-00	10-32 x 1/4 UFPH MS	SCREW.1028	(pkg/10)
6	4299100213	1/4-20 x 1" FPH MS	SCREW.1027	(pkg/10)
3	4270100152	Spring Pins	PIN.104	(pkg/10)
1	4270100116	Dogging Key	KEY.101	(pkg/10)
1	963100-00	1/8" Allen Wrench	WRENCH.101	(pkg/10)
3	4270100110	Retractor	RETRACT.101	(pkg/10)
4	4270903177	Pinion Cams	CAM.102	(pkg/10)
8	4230100017	Center Case Mounting Studs	STUD.101	(pkg/10)
6	4270101778	Axle Bushings	BUSH.103	(pkg/25)
3	4270108353	PB48 Strike US32D		each
4	4270100663	Cylinder Bushings	BUSH.102	(pkg/10)
1	4270100013	Lift Bracket Assy		each
4	4270106997	Axle Pins	PIN.115	(pkg/10)
2	4270100026	3/16 x 13/16 Roll Pins	PIN.109	(pkg/10)
2	4270100075	3/16 x 9/16 Roll Pins	PIN.110	(pkg/10)
1	4270100299	Dogging Key Tag		each
12	4299100997	Retaining Rings	RRING.103	(pkg/25)
1	4270100582	Maintenance Kit Box		each
8	4270101782	1990 Spring Retainer	RETAIN.102	(pkg/25)
3	4270106349	SU Latchbolt		each

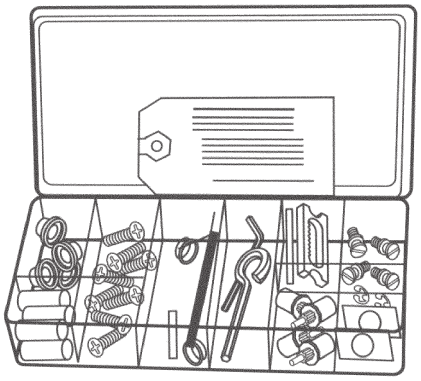

Parts Kit For Easy Servicing of 1990 Devices

Prices subject to change without notice

2090 Series

Devices are priced for 3'8",
Aluminum or Hollow Metal Doors.
(Price includes SD36 Strike)

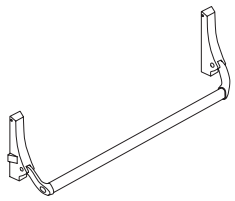

Model No.	P28	P13, P35	US26D	Standard Trim
2090EO	511	530	1443	–
2091DT	723	742	1920	9970 Pull
2092NL-OP/HB-OP	625	644	1557	Rim Cylinder only
2093NL/HB	837	856	2034	9970 w/Rim Cylinder

REFERENCE NOTES:
Rim cylinder supplied standard with NL and HB options is C keyway.

Crossbar

Crossbar furnished 41" standard - Easily Cut for Job Fitting	List Add
Extra Length Crossbar - 48" (Fits Door Width up to 51") - P28, P13, P35 finishes	25.00
Extra Length Crossbar - 48" (Fits Door Width up to 51") - Architectural finishes Less Crossbar, **deduct $148 List**	36.00

REFERENCE NOTES:
Specify if Door Material other than Aluminum.
Specify Handing RHR or LHR. Not Reversible.

Offset Pull

Model No.		Non-Finish	US28, DC13, DC35	US26, US26D
9970 Pull		–	212	477
STUD.102	9970 Mounting Stud (Pkg Qty 10)	38	–	–

Replacement Cylinders

Model No.	Description	US26D, US10B
3216	Rim Cylinder C Keyway	114

Strikes - Rim

Model No.	Description	P13, P28	P35
STK45	Strike for inactive door, pair of doors with 1590/1790/2090 devices	–	104
SD36	Strike for all stops, 2090 device.	92	92
TD35	Strike for single doors, 1590 or 1790 device.	–	144

Prices subject to change without notice

(For Devices Furnished After 5/1/77)

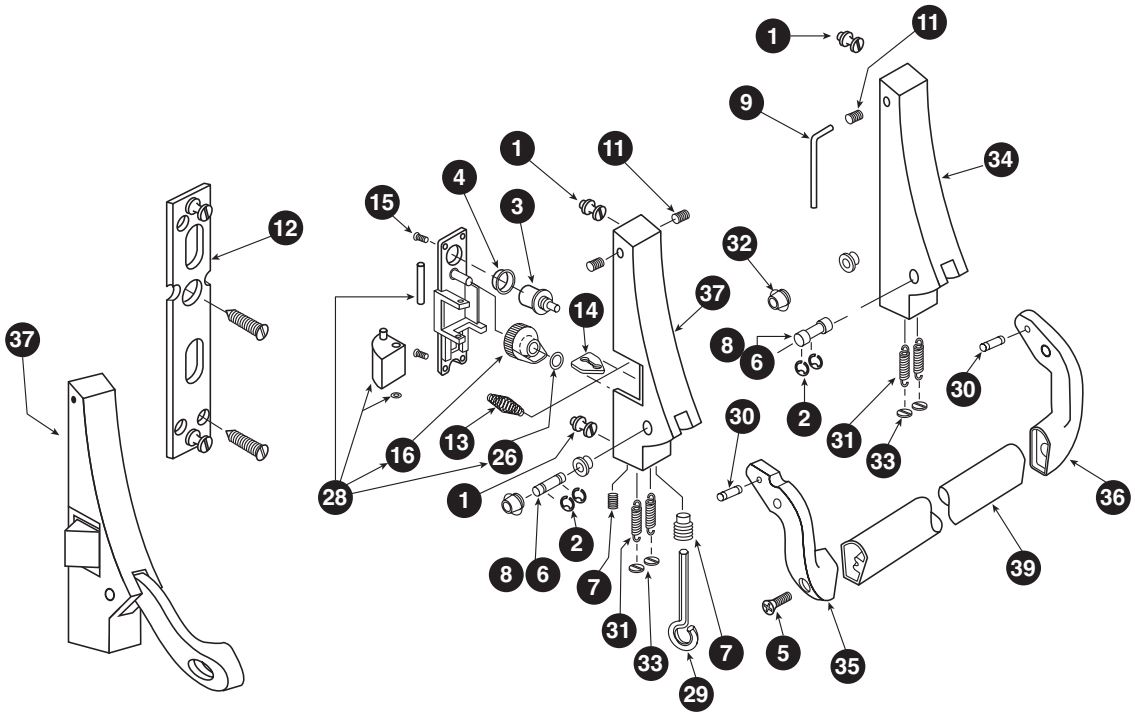

Left Hand Reverse Shown

(For Devices Furnished After 5/1/77)

	Part No.	Description	Finish	Pkg. Qty	Price
1	STUD.101	Case Mounting Stud	-	10	37.00
2	RRING.103	Retaining Ring .250	-	10	17.00
3	CAM.102	Pinion Cam	-	10	175.00
	4270903177	Pinion Cam	-	each	29.00
4	BUSH.102	Cylinder Bushing	-	10	32.00
5	SCREW.1027	1/4-20 1" FPHTC TYP23	US32D	10	49.00
	SCREW.1015	1/4-20 1" FPHTC TYP23	BLACK	10	49.00
	PIN.115	2090 Axle Pin	US32D	10	163.00
	PIN.116	Latch Pivot Pin	-	10	17.00
7	SCREW.1022	Dog Screw	-	25	144.00
9	WRENCH.101	Allen Wrench	-	10	21.00
11	SCREW.1030	1/4-20 3/8" Hex Soc Set Screw	US32D	25	40.00
	SCREW.1039	1/4-20 3/8" Hex Soc Set Screw	BLACK	25	40.00
12	4270100304	Adapter Plate Assembly	-	2	37.00
13	SPRING.104	Latch Spring	-	10	21.00
14	4270101840	Latch Link	-	each	18.00
15	SCREW.1031	4-40 3/8" FL Posi-Drive Screw	-	10	18.00
16	RETRACT.102	Latchbolt Retractor	-	10	205.00
26	RRING.102	Retaining Ring .240	-	10	17.00
28	4270902968	2090 Backplate Assembly LHR	-	each	84.00
	4270902974	2090 Backplate Assembly RHR	-	each	84.00
29	KEY.101	Hex Dogging Key	-	10	49.00
	4270100312	Crossbar Tie Rod	-	each	91.00
30	PIN.104	Spring Pin	-	10	31.00
	SPRING.103	Tension Spring	-	10	40.00
32	BUSH.103	Axle Bushing	-	25	40.00
33	RETAIN.102	Spring Retainer	-	25	29.00

Prices subject to change without notice

(For Devices Furnished After 5/1/77)

34 End Case Assy LH

Part No.	Finish	List Price
LH = Hinge Stile assembly for RHR Device		
4270902776	P28	258.00
4270902778	P13	285.00
4270902779	P35	285.00
CASE.223	US26D	833.00

35 End Case Assy RH

Part No.	Finish	List Price
RH = Hinge Stile assembly for LHR Device		
4270902782	P28	258.00
4270902784	P13	285.00
4270902785	P35	285.00
CASE.222	US26D	833.00

35 Lever Arm LH - Active

Part No.	Finish	List Price
LH = Lock Stile Lever Arm for LHR Device		
4270902763	P28	80.00
4270902766	P13	90.00
4270902767	P35	90.00
LARM.216	US26D	300.00

35 Lever Arm RH - Active

Part No.	Finish	List Price
RH = Lock Stile Lever Arm for RHR Device		
4270902769	P28	80.00
4270902772	P13	90.00
4270902773	P35	90.00
LARM.205	US26D	300.00

36 Lever Arm LH - End Case

Part No.	Finish	List Price
LH = Hinge Stile assembly for RHR Device		
4270902799	P28	80.00
4270902802	P13	90.00
4270902803	P35	90.00
LARM.180	US26D	300.00

36 Lever Arm RH - End Case

Part No.	Finish	List Price
RH = Hinge Stile assembly for LHR Device		
4270902805	P28	80.00
4270902808	P13	90.00
4270902809	P35	90.00
LARM.188	US26D	300.00

REFERENCE NOTE:
1990/2090 Lever Arms & Housing Assemblies in US finishes are not compatible with 990/1090 components. Replace with appropriate end case assembly or active housing assembly.

(For Devices Furnished After 5/1/77)

37 Active Housing Assembly LH

Part No.	Finish	List Price
LH = Lock Stile assembly for LHR Device		
4270902740	P28	328.00
4270902742	P13	351.00
4270902743	P35	351.00
CASE.243	US26D	953.00

37 Active Housing Assembly RH

Part No.	Finish	List Price
RH = Lock Stile assembly for RHR Device		
4270902746	P28	328.00
4270902748	P13	351.00
4270902749	P35	351.00
CASE.229	US26D	953.00

39 Crossbar 41"

Part No.	Finish	List Price
47285197	689	183.00
4270900094	DC13	198.00
47285197	622	198.00

Crossbar 48"

Part No.	Finish	List Price
47286482	689	207.00
CBAR.116	DC13	226.00
47286482	622	226.00

Devices are priced for 42", 48" x 7',
Aluminum Doors.
Hex Bottom Latch furnished standard.
(Price includes PB48 Strike)

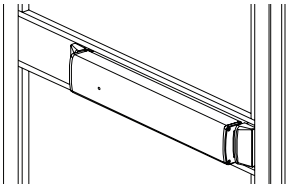

Model No.	Device Size	Fits Door Opening	US28	DC13, DC35,	Standard Trim
2390EO	21"	up to 42"	1026	1055	-
2390EO	24"	up to 48"	1091	1120	-
2392NL/HB-OP	21"	up to 42"	1266	1295	Mortise Cylinder Assy with Cylinder
2392NL/HB-OP	24"	up to 48"	1331	1360	Mortise Cylinder Assy with Cylinder
2395NL/HB-OP	21"	up to 42"	1152	1181	Mortise Cylinder Assy less Cylinder
2395NL/HB-OP	24"	up to 48"	1217	1246	Mortise Cylinder Assy less Cylinder
2398 Dummy	21"	up to 42"	562	602	-
2398 Dummy	24"	up to 48"	601	641	-

NOTE: Because muntin locations vary by door manufacturer, specify centerline of device when ordering (from bottom of door to centerline of muntin).

Optional Cylinder Kit

Model No.	Description	List Add
239CA	NL/HB Kit Less Cylinder	126.00
231CA	NL/HB Kit Less Cylinder w/ Schlage Cam B502-191	129.00
3215	Mortise Cylinder C Keyway	114.00
2" Door Kit	For Cylinder Operation	46.00

Optional Latches

Suffix	Description	List Add
RL	Rod Bottom Latch	36.00
PL	Pullman Bottom Latch	36.00
ES	Top Latch for use with Electric Strike	40.00

Device furnished LBR (Less Bottom Rod and Less Strike) deduct $31.00 List

Accessories

		Description		List Add
■	**Long Top Rod**	For Door Height from 7' to 8'		32.00
■	**Top Rod with Extension**	For Door Height from 8' to 9'		104.00
■	**Top Rod with Extension**	For Door Height from 9' to 10'		119.00
	Extension Rod Kit	For Door Height 7' to 10' Field Installation - Part #EXTROD.1001		164.00
	Filler Plate	Up to 42" Door, 16 1/2" Filler Plate	US28	35.00
			DC13, DC35, Champagne	37.00
		Up to 48" Door, 19 1/2" Filler Plate	US28	36.00
			DC13, DC35, Champagne	38.00

REFERENCE NOTES:
Rod Length requirement varies with device mounting height.

Strikes - Concealed Vertical Rod

Model No.	Description	Non-Finish	P13 , P35, US32D
PB48	Top strike for 1990/1490/1690/2390 devices.		31.00

2390 Device Options

		List Add
RX Switch	Base Exit Device unit modified Request to Exit Switch monitoring pushpad. **Prefix device "RX".**	265.00
Electric Latch Retraction	Base Exit Device unit modified with Electric Latch Retraction. **Prefix device "EL".** The EL option is not field replaceable on this model.	670.00

(One PS914 x 900-2RS is the minimum requirement to power one or two EL devices.
See Power Supply Section for requirements and options.)

Prices subject to change without notice

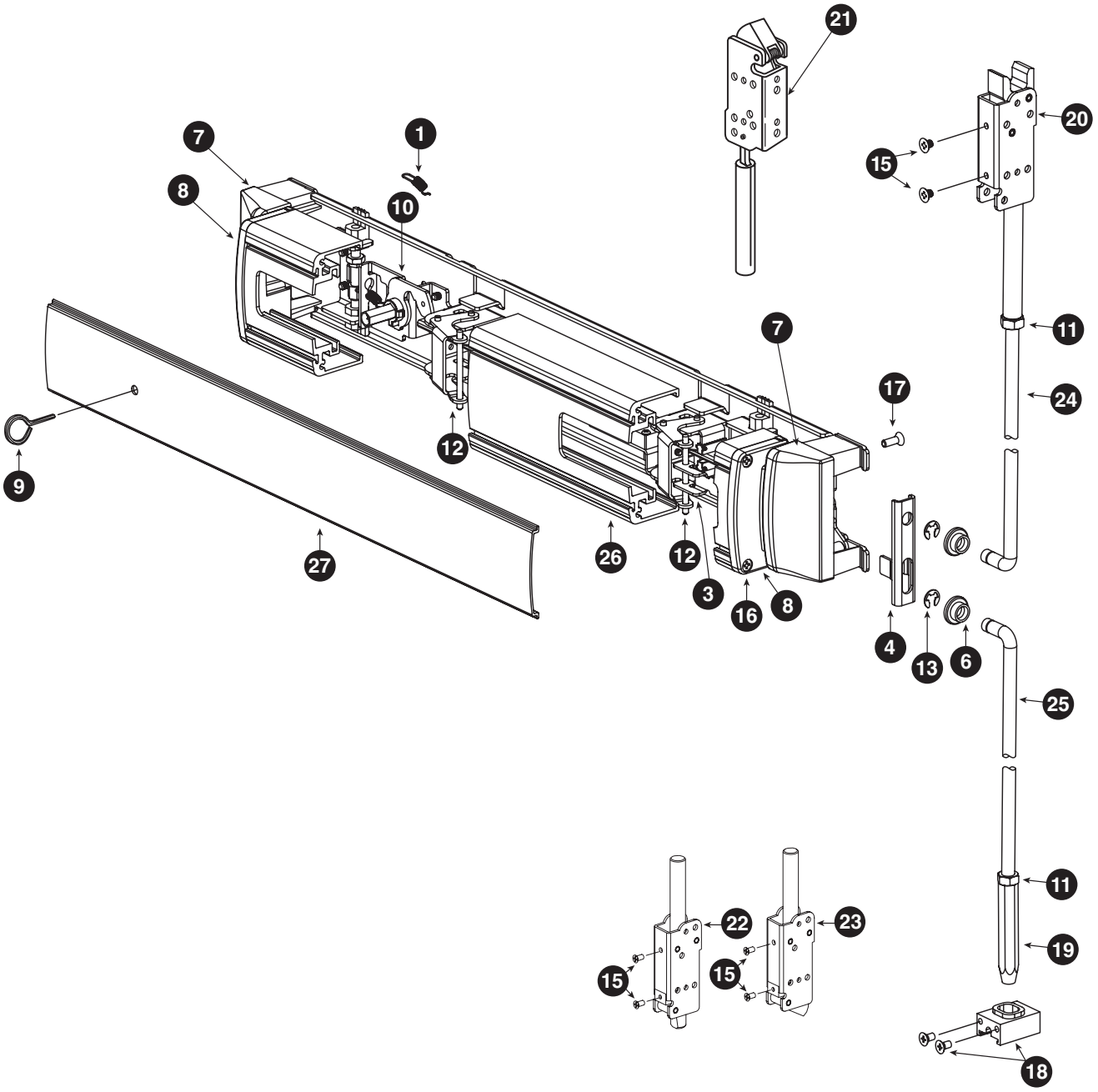

Prices subject to change without notice

		Part No.	Description	Finish	Pkg Qty	List Price
1		971493-76	Dogging Spring	-	each	13.00
2		AXLE.1006	Lift Lever Axle	-	each	13.00
3		BRKT.137	Pushbar Anchor Bracket	-	each	21.00
4		BRKT.143	Lift Bracket	-	each	21.00
5		BRKTASY.107	Actuator Arm Bracket Assembly	-	each	21.00
6		BUSH.109	Bearing Bushing	-	10	32.00
7		COVER.127	Fixed Cover	-	each	43.00
8		ECAP.143	Moving Pushbar End Cap	-	each	18.00
9		KEY.10020	Hex Dogging Key 5/32"	-	10	57.00
10		KIT.1197	Dogging Kit		each	41.00
11		NUT.101	Rod Jam Nut	-	10	31.00
12		PIN.128	Pushbar Pin	-	10	17.00
		PKG.134	Mounting Package (parts 4,6,9,13,15 on page 294)	US32D	each	32.00
		PKG.135	Mounting Package (parts 4,6,9,13,15 on page 294)	DC35	each	32.00
13		RRING.109	Retaining Ring .250	-	25	29.00
15		SCREW.1028	10-32 1/4" UFPHMS	US32D	10	31.00
		SCREW.1029	10-32 1/4" UFPHMS	BLACK	10	31.00
16	★	SCREW.1077	#8 3/4" FPH TF AB Screw (before September, 2004)	-	10	31.00
		SCREW.1141	8-18 .3/4" FPH TF Typ 25	-	10	24.00
17		SCREW.1088	12-14 1/2" UFPH MS Typ 25 Screw	-	10	24.00
		SCREW.1121	10-32 3/8" UFPH TF	US28	8	14.00
		SCREW.1114	10-32 3/8" UFPH TF	DC13/DC35	8	14.00
		SCREW.1076	Hex Rod Guide Screws	US28	10	13.00
		SCREW.1081	Hex Rod Guide Screws	DC13/DC35	10	13.00
		EXTROD.1001	Extension Rod Kit (not shown)	-	each	164.00
18		4270107176	Hex Rod Guide Assembly	US32D	each	50.00
		4270107178	Hex Rod Guide Assembly	P35	each	50.00
19		BOLT.1004	Hex Bottom Bolt-Beveled	-	each	57.00
20		4270101806	SU Top Latch	-	each	144.00
21		4270100346	ES Top Latch	-	each	166.00
22		4270100521	RL Bottom Latch	-	each	121.00
23		4270101482	PL Bottom Latch	-	each	121.00
		PIN.110	ES Latch Pin	-	10	30.00
		PIN.109	SU/ES/PL/HH Latch Spirol Pin	-	10	24.00
	●	SWITCH.1006	RX Switch Wire Assembly (not shown) Valid for Field Install RX Option on Devices shipped after June, 2002	-	each	280.00
		110388-00	EL Cable Assembly (not shown)	-	each	57.00
		050534-00	EL Potted Circuit Breaker (not shown)	-	each	386.00
		971687-00	EL Solenoid 24VDC (not shown)	-	each	313.00
		47361878	EL Plunger (not shown)	-	each	91.00
24		ROD.1043	Top Rod 34.000", CL=42.5, DH=83.1875"	-	each	43.00
		4270103324	Top Rod 35.500", CL=41.25, DH=83.1875"	-	each	43.00
		ROD.1082	Top Rod 39.000", CL=37.875, DH=83.1875"	-	each	43.00
		ROD.1036	Top Rod 36.500", CL=40, DH=83.1875"	-	each	43.00
25		ROD.1080	Bottom Rod 40.000", CL=42.500"	-	each	43.00
		ROD.1044	Bottom Rod 38.500", CL=41.250"	-	each	43.00
		4270100017	Bottom Rod 35.125", CL=37.875"	-	each	43.00
		ROD.1011	Bottom Rod 37.500", CL=40"	-	each	43.00
		KIT.1128	2390 LBR KIT	-	each	21.00

REFERENCE NOTES:

● RX Switch Kit valid for Field Install RX option on devices shipped after June, 2002

★ For Devices shipped before September, 2004.

Prices subject to change without notice

	Part No.	Description	Finish	List Price
26	EXT.3000	Pushbar 21"	US28	195.00
	EXT.3001	Pushbar 21"	DC13	211.00
	EXT.3002	Pushbar 21"	DC35	211.00
	EXT.3003	Pushbar 21"	Champagne	211.00
	EXT.3004	Pushbar 24"	US28	228.00
	EXT.3005	Pushbar 24"	DC13	251.00
	EXT.3006	Pushbar 24"	DC35	251.00
	EXT.3007	Pushbar 24"	Champagne	251.00
27	EXT.3008	Coverplate 21"	US28	78.00
	EXT.3009	Coverplate 21"	DC13	87.00
	EXT.3010	Coverplate 21"	DC35	87.00
	EXT.3011	Coverplate 21"	Champagne	87.00
	EXT.3012	Coverplate 24"	US28	84.00
	EXT.3013	Coverplate 24"	DC13	99.00
	EXT.3014	Coverplate 24"	DC35	99.00
	EXT.3015	Coverplate 24"	Champagne	99.00
	EXT.3050	EL Coverplate 21"	US28	78.00
	EXT.3051	EL Coverplate 21"	DC13	87.00
	EXT.3052	EL Coverplate 21"	DC35	87.00
	EXT.3053	EL Coverplate 21"	Champagne	87.00
	EXT.3054	EL Coverplate 24"	US28	84.00
	EXT.3055	EL Coverplate 24"	DC13	99.00
	EXT.3056	EL Coverplate 24"	DC35	99.00
	EXT.3057	EL Coverplate 24"	Champagne	99.00
	CHASY.147	Channel Assembly 36" Door (supplied for field sizing)	US28	127.00
	CHASY.160	Channel Assembly 36" Door (supplied for field sizing)	DC13	154.00
	CHASY.107	Channel Assembly 36" Door (supplied for field sizing)	DC35	154.00
	CHASY.158	Channel Assembly 36" Door (supplied for field sizing)	Champagne	206.00
	CHASY.108	Channel Assembly 48" Door (supplied for field sizing)	US28	146.00
	CHASY.109	Channel Assembly 48" Door (supplied for field sizing)	DC13	208.00
	CHASY.125	Channel Assembly 48" Door (supplied for field sizing)	DC35	208.00
	CHASY.207	Channel Assembly 48" Door (supplied for field sizing)	Champagne	208.00
	EXT.2927	Filler Plate 16.50", 42" Door (supplied for field sizing)	US28	40.00
	EXT.2949	Filler Plate 16.50", 42" Door (supplied for field sizing)	DC13	43.00
	EXT.2950	Filler Plate 16.50", 42" Door (supplied for field sizing)	DC35	43.00
	EXT.2951	Filler Plate 16.50", 42" Door (supplied for field sizing)	Champagne	43.00
	EXT.440	Filler Plate 19.50", 48" Door (supplied for field sizing)	US28	41.00
	EXT.445	Filler Plate 19.50", 48" Door (supplied for field sizing)	DC13	43.00
	EXT.450	Filler Plate 19.50", 48" Door (supplied for field sizing)	DC35	43.00
	EXT.2244	Filler Plate 19.50", 48" Door (supplied for field sizing)	Champagne	43.00
●	RODASY.10001	Top Rod Assy RHR AL=40.176", CL=42.500", DH=83.1875"		191.00
●	RODASY.10002	Top Rod Assy RHR AL=41.426", CL=41.250" DH=83.1875"		191.00
●	RODASY.10003	Top Rod Assy RHR AL=44.801", CL=37.875", DH=83.1875"		225.00
●	RODASY.10004	Top Rod Assy RHR AL=42.676", CL=40", DH=83.1875"		191.00
●	RODASY.10005	Top Rod Assy RHR AL=41.489", CL=41.250", DH=83.1875"		191.00
●	RODASY.10006	Top Rod Assy LHR AL=40.176", CL=42.500", DH=83.1875"		191.00
●	RODASY.10007	Top Rod Assy LHR AL=41.426", CL=41.250", DH=83.1875"		191.00
●	RODASY.10008	Top Rod Assy LHR AL=44.801", CL=37.875", DH=83.1875"		225.00
●	RODASY.10009	Top Rod Assy LHR AL=42.676", CL=40", DH=83.1875"		191.00
●	RODASY.10010	Top Rod Assy LHR AL=41.489", CL=41.250", DH=83.1875"		191.00
●	RODASY.10011	Bottom Rod Assy AL=41.877", CL=42.500"		99.00
●	RODASY.10012	Bottom Rod Assy AL=40.627", CL=41.250"		99.00
●	RODASY.10013	Bottom Rod Assy AL=37.252", CL=37.875"		99.00
●	RODASY.10014	Bottom Rod Assy AL=39.377", CL=40"		99.00

REFERENCE NOTES:

● Complete rod and latch assembly includes standard rod (4270100017) and (Nut.101).

Prices subject to change without notice

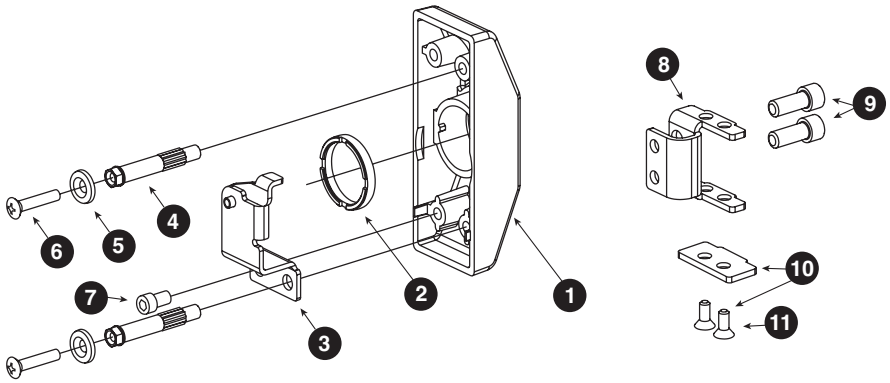

	Part No.	Description	Finish	Pkg Qty	List Price
1	HOUSING.123	2390 Cylinder Housing	P28	each	111.00
	HOUSING.124	2390 Cylinder Housing	P13	each	111.00
	HOUSING.125	2390 Cylinder Housing	P35	each	111.00
2	971974-00	Mortise Locking Collar	-	each	18.00
3	BRKTASY.118	2390 NL/HB Bracket Assembly	-	each	52.00
4	971585-89	Mounting Stud	-	each	17.00
5	WASHER.120	#10 Countersunk Washer	DC35	10	18.00
5	WASHER.121	#10 Countersunk Washer	US32D	10	18.00
6	SCREW.1083	10-24 x 1" OPHMS	US32D	10	21.00
7	SCREW.1082	1/4-20 x 3/8" SHCS	-	10	21.00
8	BRKT.152	2390 Rod Lift Bracket	-	each	31.00
9	SCREW.1084	1/4-28 x 3/4" SHCS	-	10	24.00
10	BRKTASY.155	Lift Bracket Kit - 2" Door	-	each	56.00
11	SCREW.1085	8-18 x 5/16" UFPHSMS AB Screw	-	each	21.00

Strike

	Part No.	Description	Finish	Pkg Qty	List Price
	SHIM.112	PB48 Strike Shim	-	10	32.00
	SCREW.1038	Screw 8-32 x 1/2" UFPHMS	BLACK	25	21.00
	SCREW.1032	Screw 8-32 x 1/2" UFPHMS	US32D	25	21.00

Prices subject to change without notice

Exit Accessories

Mullions

Model No.	Description	Finish	List Price 7'2"	7'3"	8'2"	8'3"	9'2"	10'2"
4023	Steel Mullion (2" x 3") For use with 25/24/19/XX Rim Devices only	SP28	518	–	561	–	–	653
F4023	Steel Mullion (2" x 3") Fire Rated for use with 25/24/19/XX Fire Rated Rim Devices only	SP28		743	—	802	–	–
2923	Steel Mullion (1 1/2" x 2 1/2") For use with 25/24/19/XX Rim Devices only	Black Prime Coat	463	–	500	–	541	–
4423	T Shaped Steel Mullion for use with 24-R Device only (4396 Adjustable Strike Supplied)	Black Prime Coat	1288	–	1315	–	–	–
RM70	Aluminum Mullion for use with 2090 Rim Devices only (STK70 Adjustable Mortise Strike Supplied)	US28	943	–	1014	–	1092	1167
		DC13/DC35	999	–	1074	–	1145	1221
RM150	Aluminum Mullion for use with 1590 Rim Devices only (STK150 Adjustable Mortise Strike Supplied)	US28	959	–	1038	–	1111	1188
		DC13/DC35	1014	–	1093	–	1171	1251
RM170	Aluminum Mullion for use with 1790 Rim Devices only (STK170 Adjustable Mortise Strike Supplied)	US28	943	–	1014	–	1092	1167
		DC13/DC35	999	–	1074	–	1145	1221

REFERENCE NOTES:

1) Mullions shipped complete with mounting brackets, screws, and stabilizers (for Aluminum Mullions). Strikes are not included, except where indicated. Order with exit devices when required.
2) Aluminum Mullions for use with doors with stiles as narrow as 1 1/4", reinforced with steel insertions.
3) Blank Mullions (without strike preparation) are available at the same price as standard Mullions. Consult factory for more information.
4) Mullions can be cut down in field if unique heights under 10'2" are required.
5) Steel Mullions 4023 and F4023 now ship with a new design. Part purchased prior to September 1, 2014 are not retrofitable.

Mullion Options

Model No. Prefix	Description	Finish	List Adder
KR	KR-4023 Mullion Keyed Removable Mullion option for use with 25/24/19/XX Rim Devices only	SP28	472
	KR-F4023 Mullion Keyed Removable Fire rated Mullion option for use with 25/24/19/XX Fire Rated Rim Devices	SP28	704
HW	Hurricane Wind Only-rated mullions. Specify HW.		
	HW-4023	SP28	66
	HW-F4023	SP28	133
	HW-2923	Black Prime Coat	66

Accessories

Model No.	Description	Finish	List Price
050168	Keyed Removable Kit for existing 4023 Mullion	SP28	638
050169	Keyed Removable Kit for existing F4023 Mullion	SP28	703

REFERENCE NOTES:

1) Steel Mullions 4023 and F4023 now ship with a new design. Parts purchased prior to September 1, 2014 are not retrofitable.

Parts

Model No.	Description	Finish	List Price
050335	Top Fitting for 4023 Mullion	SP28	87.00
050391	Top Fitting for F4023 Mullion	SP28	224.00
050390	Bottom Fitting for 4023 and KR-4023 Mullion	SP28	84.00
050392	Bottom Fitting for F4023 and KR-F4023 Mullion	SP28	224.00
971212	KR-4023 Mullion Adjustment Shim Plate	Non-finished	16.00
971313	KR-F4023 Mullion Adjustment Shim Plate	SP28	54.00
971340	KR-4023 Mullion Top Fitting	SP28	131.00
971312	KR-F4023 Mullion Top Fitting	SP28	151.00
971328	KR-4023/KR-F4023 Mullion Cylinder Locking Washer	Non-finished	23.00
050054	(KR)(F)4023 Mullion Stabilizers (set of 4, 2 attach to the mullion and 2 attach to the door)	SP28	119.00
050526	KR-4023/KR-F4023 Mullion Cylinder Lock Nut	Non-finished	18.00
900409	KR-4023 Mullion Mounting Package	SP28	91.00
900410	KR-F4023 Mullion Mounting Package	SP28	76.00
900411	KR-F4023 Bottom Fitting Screw Package	Non-finished	31.00
900413	KR-F4023 Top Fitting Screw Package	Non-finished	31.00
971187	KR Inner Mullion Back Cover Plate	SP28	31.00
060104	Top Fittings for 2923 Mullion	Non-finished	68.00
060105	Bottom Fittings for 2923 Mullion	Non-finished	68.00
060107	Top Fittings for 4423 Mullion	Non-finished	102.00
060108	Bottom Fittings for 4423	Non-finished	102.00
525	Aluminum Mullion Stabilizers (set of 2)	US28	56.00
		DC13/DC35	62.00
STK70	Adjustable Mortise Strikes (pair) for use with 2090 Device /RM70 Aluminum Mullion	US32D	139.00
STK150	Adjustable Mortise Strikes (pair) for use with 1590 Device /RM150 Aluminum Mullion	US32D	139.00
STK170	Adjustable Mortise Strikes (pair) for use with 1790 Device /RM170 Aluminum Mullion	US32D	139.00

REFERENCE NOTES:

1) Steel Mullions 4023 and F4023 now ship with a new design. Parts listed above are not retrofitable to mullions purchased prior to September 1, 2014. Please consult factory for more information

Prices subject to change without notice

Mullion

Part No.	Description	Finish	Pkg Qty	List Price
4270108954	RM170 Mullion Bracket Pkg	-	each	113
4270107489	RM150 Mullion Bracket Pkg	-	each	107
4270108999	Mullion Adapter Plate	P28	each	82
4270109000	Mullion Adapter Plate	P13	each	82
4270109001	Mullion Adapter Plate	P35	each	82

Sex Bolts

Model No.	Description	Screw	BRS US10B US26D	US3, US4 US10, SP313 US32, US32D
2729P	Package of 1 - Includes Machine Screw	10-24 3/4" PPHMS	14	–
2729F	Package of 1 - Includes Machine Screw	10-24 3/4" FPHMS	14	–
4122	Package of 1 - Includes Machine Screw	1/2-20 3/4" PPHMS	14	–
325	Package of 2	1/4-20	–	34
425	Package of 2	10-24	–	34

Delayed Egress System

Model No.	Description	List Price
DE5300	Logic Controller *15 Second Release Delay furnished standard	1238

REFERENCE NOTES:

1) Designed to meet both life safety and security & NFPA 101 for "Special Locking Arrangement" and IBC "Special Egress-Control Devices"
2) Release delay over 15 seconds requires a letter of approval from Authority Having Local Jurisdiction.
   Letter must accompany sales order at time of submission. Order cannot be processed without the letter.
3) A complete delayed egress system requires several components that must be ordered separately:
   a. 24 / 25 Device containing a RX switch option
   b. Power Supply PS902 minimum recommendation (See Power Supply section for more information)
   c. Electronic Power Transfer (EPT) or Power Transfer Hinge
   d. Magnetic Locks – Recommended Schlage electronics M420, M450 or M490 (See Schlage Electronics Security Price Book for more information.)
   e. 1-1/4" Mortise Cylinder with Straight Cam installed with a compression ring

Shared Components

Shared components will receive the lower discount (ie components shared with Von Duprin will receive the Von Duprin discount instead of the Falcon discount).

Part No.	Page
299	193, 225
525	294
603	188, 221
2130	197, 201, 233, 253
3518	186
3530	186
3542	186
3722	245
3777	188, 197
3788	197, 231, 253
4107	245, 249, 251
4108	245, 249, 251
4120	222
4121	222
4122	249, 251
4188	201, 233
4208	190, 223
4270	222, 246
4286	245, 253
4288	245, 253
4349	222, 246
4450	221, 231
4567	188, 201, 221, 233
4694	188, 201, 221, 233
4832	188, 203, 235
4833	188, 203, 221, 235
4834	188, 203, 221, 235
4835	188, 203, 221, 235
5494	188, 197, 201, 203, 221, 231, 233, 235, 245
8500	205
040069	187, 220
050054	294
050335	294
050390	294
050391	294
050392	294
050526	246, 294
050534	187, 220
060104	294
060105	294
060107	294
060108	294
060109	187, 190, 193, 195, 199, 200, 203, 205, 220, 223, 225, 227, 229, 232, 234, 245, 249, 251
060110	245, 249, 251
060111	187, 190, 197, 201, 203, 220, 223, 231, 233, 235, 253
060112	190, 223
060113	190, 223, 253
060114	190, 223, 253
060115	190, 223
060116	190, 223
060117	190, 223
060118	190, 223
060119	190, 223
060120	190, 223
060121	190, 223
060122	190, 223
060123	190, 223
060124	190, 223
060125	190, 223
060126	190, 223
060136	222
060137	222
060138	222
060138	246
090041	189
090978	220, 229
106182	187
106198	187, 220
114320	187, 220
600161	246
600166	246
600173	190, 223
600208	189
600272	189
600273	189
600274	189
600275	189
600276	189
600277	189, 190, 223
600278	189, 190, 223
600279	189, 190, 223
600280	189
600281	189
600282	189
600283	189, 190, 222, 223, 246
600284	189
600285	189
600286	189
600287	189
600288	189, 222
600289	189
600290	189
600295	189
600296	189
600297	189
600298	189, 222
600299	189, 222
600300	189, 222
600301	189, 222
600305	187, 190, 193, 195, 199, 205, 220, 223, 225, 227, 229
600307	187, 190, 195, 199, 205, 220, 223, 227, 229
600307	193, 225
600308	187, 190, 195, 199, 205, 223
600309	187, 190, 195, 199, 223
600310	187, 193, 195, 199, 205, 220, 225, 227, 229
600315	246
600319	187, 190, 193, 195, 199, 205, 220, 223, 225, 227, 229
600320	187, 220
600321	187, 220
600335	186
600336	186
600337	189, 222
600339	222, 246
600346	246
610045	245, 253
610055	188, 197
610056	221, 231
610057	188, 201, 203, 221, 233, 235
610061	188, 201, 203, 221, 233, 235
610480	187, 220, 245, 249, 251
640001	190, 223
640002	190, 223
650006	197, 231, 244, 253
650007	197, 231, 244, 253
650008	197, 231, 244, 253
650017	201, 203, 233, 235
650018	201, 203, 233, 235
650019	201, 203, 233, 235
650106	186
650107	186
650108	186
650116	220
650117	220
650119	187
650120	187
650121	220, 225, 227, 229
650122	220, 225, 227, 229
650131	220
650132	220
650135	187
650136	187
650139	220
650140	220
650143	187
650144	187
650147	185
650148	185
650151	222
650152	222
650153	222
650154	222
650157	222
650158	222
650161	222
650162	222
650165	222
650166	222
650167	185
650168	185
650169	222
650170	222
650173	222
650174	222
650177	222
650178	222
650181	222
650182	222
650185	222
650186	222
650187	220, 225, 227, 229
650188	220, 225, 227, 229
650189	222
650190	222
650191	187, 193, 195, 199, 205
650192	187, 193, 195, 199, 205
650201	220, 227, 231
650202	188, 197, 221, 231
650227	187, 193, 195, 199, 205
650228	187, 193, 195, 199, 205
650231	189, 190, 223
650232	189
650234	220
650234	225
650235	189
650236	220, 227
650237	189
650238	220, 229
650239	187, 193
650240	187, 193
650242	187, 195
650244	187, 199
650246	187, 205
650247	220, 225
650249	220, 225
650251	220, 227
650253	220, 229
650255	187, 193
650257	187, 195
650259	187, 199, 205
650261	187, 195, 199, 205
650262	187, 195
650263	187, 199
650265	187, 220
650266	186
650267	189, 190, 223
650277	190, 223
650278	189
650293	187, 193, 205
650294	187, 190, 193, 194, 199, 204, 220, 223, 225, 227, 229
650295	187, 195, 197
650296	187, 201, 203
650297	245, 249, 251
650298	220, 235
650299	187, 201, 203
650300	187, 201, 220, 233
650302	220, 225
650303	245, 249, 251
650304	220, 227, 231
650307	245, 249
650308	245, 251
650309	245, 251
650311	188, 190, 197, 221, 223, 231
650312	222
650313	222
650314	222, 246
650315	187, 195, 197
650316	187, 195, 197
650317	187, 200, 220, 232
650318	187, 201, 220, 233
650320	245, 249, 251
650324	220, 225
650325	220, 227, 231
650326	220, 234, 235
650327	220, 222, 233, 235
650328	245, 249
650329	245, 249
650330	245, 251
650331	245, 251
650334	245
650336	188, 197, 221, 231
650337	245, 253
650338	245
650339	188, 201, 203, 221, 233, 235
650343	245, 249, 251
650345	187, 193, 205
650346	187, 201, 220, 233
650348	187, 193, 194, 199, 205, 220, 225, 227, 229
650351	221, 233, 235
650355	246
650356	246
650358	246
650359	185, 187, 220
650360	245, 249, 251
650361	245, 249, 251
650366	222
650371	246
650374	245, 249
650375	188, 197, 221, 231, 245
650376	188, 201, 203
650377	187, 205
650378	187, 205
650384	245, 249
650385	245, 251
650386	245, 253
650387	188, 197, 221, 231, 245, 253
650388	245, 253
650389	188, 197, 221, 231, 245, 253
650390	245, 251
650391	245, 251
650392	245, 251
650393	245, 251
650398	187, 205
650706	185
650707	185
650712	187, 220
650713	187, 220
650714	187, 220
650715	187, 220
650716	220
650717	220
660002	188, 197, 221, 231, 245, 253
660136	245
661408	220, 225, 227, 229
661409	220, 225, 227, 229
661412	187, 193, 195, 199, 205
661413	187, 193, 195, 199, 205
661472	186
661473	186
661560	222
661565	246
661567	222, 246
900409	294
900410	294
900411	294
900413	294
970321	190, 223
971187	294
971212	294
971312	294
971313	294
971328	294
971340	294
3894-000	190, 223
050534-00	264, 271, 275, 291
110388-00	264, 271, 275, 291

Prices subject to change without notice

Part No.	Page
47266630	185
47266631	185
47266852	187, 220
47269206	187, 220
47270296	220
47270297	220
47270298	187
47270299	187
47270546	185
47270547	185
47285197	280
47286482	280
47361878	264, 271, 275, 291
963100-00	281
963128-00	281
969467-89	275
971493-76	270, 275, 291
971585-89	293
971659-79	262
971660-79	262
971687-00	271, 275, 291
971974-00	293
4270902121	281
4230100017	281
4270100013	279, 281
4270100017	270, 279, 291
4270100018	270, 279
4270100026	281
4270100075	281
4270100110	281
4270100116	281
4270100130	281
4270100152	281
4270100153	281
4270100172	270, 279
4270100197	270, 279
4270100266	270, 279
4270100299	281
4270100304	285
4270100312	279, 285
4270100346	270, 279, 291
4270100521	265, 270, 279, 291
4270100522	270, 279
4270100582	281
4270100583	281
4270100663	281
4270101482	270, 279, 291
4270101753	281
4270101778	281
4270101782	281
4270101806	265, 270, 279, 291
4270101818	270, 279
4270101819	270, 279
4270101825	270, 279
4270101830	265, 279
4270101831	279
4270101840	285
4270101873	270, 279
4270101874	270, 279
4270102426	270, 279
4270102427	270, 279
4270103324	291
4270105926	265
4270106349	281
4270106632	270, 279
4270106633	270, 279
4270106745	262
4270106769	262
4270106770	259
4270106772	262
4270106773	262, 264
4270106775	265
4270106776	265
4270106782	265
4270106786	259
4270106787	259
4270106796	265
4270106863	259
4270106875	259
4270106888	262
4270106977	262
4270106997	281
4270107027	260
4270107028	260
4270107029	260
4270107031	260
4270107032	260
4270107033	260
4270107034	260
4270107035	260
4270107036	260
4270107038	260
4270107039	260
4270107040	260
4270107046	262
4270107047	262
4270107048	262
4270107060	262
4270107061	262
4270107089	262
4270107090	262
4270107091	260
4270107092	260
4270107093	260
4270107095	260
4270107096	260
4270107097	260
4270107176	270, 279, 291
4270107178	270, 279, 291
4270107186	264
4270107188	264
4270107189	264
4270107192	264
4270107193	264
4270107194	264
4270107213	266
4270107214	266
4270107215	266
4270107268	266
4270107270	266
4270107283	266
4270107285	266
4270107286	266
4270107320	259
4270107321	259
4270107322	259, 278
4270107323	259
4270107341	264
4270107342	264
4270107360	264
4270107361	264
4270107363	264
4270107422	262
4270107429	264
4270107430	264
4270107489	295
4270107495	265
4270107497	265
4270107520	262
4270107521	262
4270107587	260
4270107588	260
4270107589	260
4270107591	260
4270107592	260
4270107593	260
4270107603	262
4270107623	264
4270107685	260
4270107686	260
4270107687	260
4270107688	260
4270107689	260
4270107691	260
4270107703	260
4270107704	260
4270107705	260
4270107706	260
4270107707	260
4270107709	260
4270107712	260
4270107713	260
4270107714	260
4270107715	260
4270107716	260
4270107718	260
4270107787	266
4270107791	265
4270107833	266
4270108353	281
4270108426	265
4270108763	264
4270108954	295
4270108999	295
4270109000	295
4270109001	295
4270109003	265
4270109005	266
4270109006	266
4270109007	266
4270109009	266
4270109077	265
4270109078	265
4270109142	264
4270109190	266
4270109548	275
4270109630	266
4270900091	280, 287
4270900094	287
4270900095	280, 287
4270902091	281
4270902095	281
4270902125	281
4270902740	287
4270902742	287
4270902743	287
4270902746	287
4270902748	287
4270902749	287
4270902763	286
4270902766	286
4270902767	286
4270902769	286
4270902772	286
4270902773	286
4270902776	280, 286
4270902778	280, 286
4270902779	280, 286
4270902782	280, 286
4270902784	280, 286
4270902785	280, 286
4270902787	280
4270902789	280
4270902790	280
4270902799	280, 286
4270902802	280, 286
4270902803	280, 286
4270902805	280, 286
4270902808	280, 286
4270902809	280, 286
4270902968	285
4270902974	285
4270903177	269, 278, 281, 285
4299100213	281
4299100997	281
4299101020	262
47562284	189
169CA	271
179CA	275
603L	201, 233
603R	201, 233
325 SNB	190, 223
425 SNB	190, 223
299 Strike	190, 223
AXLE.1006	291
AXLE.1007	262
BASEASY.208	264
BASEASY.209	264
BASEASY.210	264
BASEASY.211	264
BASEASY.220	264
BASEASY.221	264
BOLT.1004	270, 291
BRKT.128	270, 275
BRKT.137	291
BRKT.138	269
BRKT.143	291
BRKT.152	293
BRKT.156	271
BRKT.478	269
BRKTASY.101	270, 279
BRKTASY.107	270, 291
BRKTASY.118	293
BRKTASY.155	293
BUMPER.103	259
BUSH.102	269, 278, 285
BUSH.103	279, 285
BUSH.107	265
BUSH.108	281
BUSH.109	269, 278, 291
CAM.102	269, 278, 285
CAMASY.101	275
CASE.222	280, 286
CASE.223	280, 286
CASE.229	287
CASE.243	287
CBAR.101	280, 287
CBAR.116	287
CBAR.135	280, 287
CHASY.107	292
CHASY.108	292
CHASY.109	292
CHASY.125	292
CHASY.147	292
CHASY.158	292
CHASY.160	292
CHASY.207	292
COVER.113	269
COVER.120	275
COVER.127	291
CTUBE.232	266
ECAP.103	260
ECAP.111	260
ECAP.129	270, 275
ECAP.130	269, 275
ECAP.143	291
EXT.255	260
EXT.256	260
EXT.257	260
EXT.258	260
EXT.259	260
EXT.261	260
EXT.440	292
EXT.445	292
EXT.450	292
EXT.2244	292
EXT.2927	292
EXT.2949	292
EXT.2950	292
EXT.2951	292
EXT.3000	292
EXT.3001	292
EXT.3002	292
EXT.3003	292
EXT.3004	292
EXT.3005	292
EXT.3006	292
EXT.3007	292
EXT.3008	292
EXT.3009	292
EXT.3010	292
EXT.3011	292
EXT.3012	292
EXT.3013	292
EXT.3014	292
EXT.3015	292

Prices subject to change without notice

Part No.	Page
EXT.3050	292
EXT.3051	292
EXT.3052	292
EXT.3053	292
EXT.3054	292
EXT.3055	292
EXT.3056	292
EXT.3057	292
EXTROD.1001	291
F570	249
F603	188, 201, 203, 221, 233
GUIDE.101	265
GUIDE.102	265
HOUSING.123	293
HOUSING.124	293
HOUSING.125	293
HOUSING.231	280
KEY.101	279, 285
KEY.10020	262, 269, 275, 291
KIT.1008	264
KIT.1009	264
KIT.1010	264
KIT.1011	264
KIT.1012	264
KIT.1013	264
KIT.1128	291
KIT.1156	271
KIT.1157	271
KIT.1197	270, 275, 291
LARM.180	286
LARM.180	280
LARM.188	286
LARM.188	280
LARM.205	286
LARM.216	286
LATCHR.102	264
LBOLT.105	275
LEVER.103	264
LEVER.104	264
LEVER.105	264
NUT.101	265, 270, 279, 291
NUT.103	264
PIN.104	279, 285
PIN.109	270, 279, 291
PIN.110	270, 279, 291
PIN.115	278, 285
PIN.116	285
PIN.128	270, 275, 291
PKG.102	260
PKG.104	260
PKG.105	260
PKG.133	275
PKG.134	291
PKG.135	291
PKG.150	269
PKG.151	269
RETAIN.101	279
RETAIN.102	279, 285
RETRACT.101	269, 279
RETRACT.102	285
RING.108	281
ROD.1011	291
ROD.1036	291
ROD.1043	291
ROD.1044	291
ROD.1080	291
ROD.1082	291
RODASY.110	265
RODASY.112	265
RODASY.1075	270
RODASY.10001	292
RODASY.10002	292
RODASY.10003	292
RODASY.10004	292
RODASY.10005	292
RODASY.10006	292
RODASY.10007	292
RODASY.10008	292
RODASY.10009	292
RODASY.10010	292
RODASY.10011	292
RODASY.10012	292
RODASY.10013	292
RODASY.10014	292
RRING.102	285
RRING.103	265, 279, 285
RRING.104	262, 264
RRING.105	262, 264, 275
RRING.109	269, 278, 291
SCREW.1012	259
SCREW.1015	278, 285
SCREW.1022	278, 285
SCREW.1025	270, 275
SCREW.1027	278, 285
SCREW.1028	259, 265, 269, 278, 291
SCREW.1029	265, 269, 278, 291
SCREW.1030	279, 285
SCREW.1031	285
SCREW.1032	293
SCREW.1037	270, 279
SCREW.1038	293
SCREW.1039	279, 285
SCREW.1043	262
SCREW.1050	259
SCREW.1053	259
SCREW.1055	259
SCREW.1061	264
SCREW.1063	264
SCREW.1065	264
SCREW.1066	259
SCREW.1067	270
SCREW.1068	270
SCREW.1069	269
SCREW.1070	270, 275
SCREW.1072	270
SCREW.1072	275
SCREW.1074	269
SCREW.1075	275
SCREW.1076	270, 279, 291
SCREW.1077	270
SCREW.1077	275, 291
SCREW.1081	270, 279, 291
SCREW.1082	293
SCREW.1083	293
SCREW.1084	293
SCREW.1085	293
SCREW.1088	291
SCREW.1099	266
SCREW.1105	266
SCREW.1114	271, 291
SCREW.1121	271, 275, 291
SCREW.1136	262, 264
SCREW.1141	270, 275, 291
SCREW.1143	259, 270, 275
SCREW.1150	275
SCREW.1282	259
SHIM.112	293
SLIDER.101	275
SOLENOID.142	264
SPACER.107	275
SPRING.103	279, 285
SPRING.104	285
SPRING.105	266
STK70	294
STK150	294
STK170	294
STUD.101	278, 285
SWITCH.1002	264
SWITCH.1004	264
SWITCH.1006	271, 275, 291
WASHER.102	262, 264
WASHER.103	262, 264
WASHER.107	262
WASHER.108	266
WASHER.109	266
WASHER.110	266
WASHER.116	265
WASHER.120	293
WASHER.121	293
WF603	188, 203, 221, 235
WRENCH.101	279, 285

Prices subject to change without notice

General Closer Information....299
Finishes....299
Common Applications....300

Surface Mount....301
SC Series Options Overview....301

SC60/SC60A Series (Light-Medium Duty)....302
SC60/SC60A Options and Parts....302

SC70/SC70A Series (Heavy Duty)....303
SC70/SC70A Options and Parts....303

SC80/SC80A Series (Medium Duty)....304
SC80/SC80A Options and Parts....304

SC90/SC90A Series (Light/Residential Duty)....305
SC90/SC90A Options and Parts....305

Concealed....306
OHC100A Series....306
OHC100A Options and Parts....306

Auto Operator....307
8200 Series....307
8200 Options and Parts....307
8300 Series Actuators & Accessories....308

General Closer Information

Surface Mount SC Series

Certifications and Listings

1. SC60/SC60A, SC70/SC70A and SC80/SC80A Series Closers are certified to meet the requirements of ANSI Standard A156.4, Grade 1.
2. SC90/SC90A Series Closers are certified to meet the requirements of ANSI Standard A156.4, Grade 3.
3. SC60/SC60A, SC70/SC70A, SC80/SC80A, and SC90 Series Closers without hold-open arms are UL10C fire rated.
4. SC61/SC61A, SC71/SC71A, SC81/SC81A, and SC91 Series are designed to meet the American Disabilities Act (ADA) and ANSI A117.1.
5. SC93 (spring size 3) and SC94 (spring size 4) Series do not meet ADA force requirements.

Covers and Hardware:

1. SC80/SC80A Series Closers ship with a standard SLIM cover unless an optional FULL (FC) cover is added to the order line.
2. SC60/SC60A Series Closers ship as LESS cover unless an optional SLIM cover is added to the order line.
3. SC90/SC90A Series Closers ship LESS cover unless an option SLIM cover is added to order line.
4. All SC 60/70/80/90 Series Closers are furnished with a TBWMS fastener pack. ALL SC60A/70A/80A/93A/94A closer series are furnished with TBWMS and Self-Reaming and Tapping Screws.

Master Cartons

1. All SC60, SC80 and SC90 Series Closers are packed with six (6) identical closers per master carton. SC60A and SC80A RWPA are packed with six (6) identical closers per master carton. SC60A and SC80A HWPA, DS, DSHO, HD, SS, and SSHO arms are packed 4 per master carton.
2. SC70/SC70A Series Closers are packed with four (4) identical closers per master carton.

Overhead Concealed OHC100A Series

Certifications and Listings

1. OHC100A and OHC101A Series Closers without hold-open option are listed to UL228.
2. OHC101A Series Closers are designed to meet the American Disabilities Act (ADA) and ANSI A117.1.
3. OHC100A Series Closers (spring size 3-5) do not meet ADA force requirements.

Device Options

1. OHC100A and OHC101A Series Closers are available with 90º or 105º of door swing cylinders.
2. OHC100A and OHC101A Series Closers utilize a 'Hold-Open' feature within the cylinder assembly.
3. 'A' Style arm is an End Load(EL) arm
4. 'S' Style arm is a Side load(SL) arm
5. 'VO' Style is used on doors hung with offset pivots or butt hinges.
6. OHC100A and OHC101A cylinders come standard with DKBRZ finish and components come with AL finish.

Competitive Retrofit

OHC100A Series are a retrofit for the following models; Norton 4900, Jackson 20-330, Global TC7000, International 100 or 200 and the Kawneer Husky II.

Closer Finishes

Finish Code	BHMA	Finish Color Description
MTBK	622	Matte Black
AL	689	Silver Painted (Resembles Aluminum Finish)
DKB	695	Dark Bronze Painted (Spray Duranodic)
BR	696	Brass Painted

REFERENCE NOTES:
1) OHC100 and OHC101 cylinder and components only available in DKBRZ. VO style arm available in AL or DKBRZ finish.
2) 8200 Series Auto Operator only available in AL.

Prices subject to change without notice

Common Applications

	Series	Duty	Applications
	**SC70/SC70A Series**	Heavy	Commercial / Exterior Door Commercial / Interior Door Aluminum Store Front
	SC80/SC80A Series	Medium	Commercial / Exterior Door Commercial / Interior Door Aluminum Store Front
	SC60/SC60A Series	Light-Medium	Commercial / Exterior Door Commercial / Interior Door Aluminum Store Front
	SC90/SC90A Series	Light	Commercial / Interior Door Aluminum Store Front
	OH100A Series	Medium	Aluminum Store Front Retail

Prices subject to change without notice

Falcon has several options to meet your unique application and/or installation needs. See the options section on each series page in the Falcon Closer price list for available options by series. Please contact **Falcon Closer Customer Care at (877) 671-7011** for additional information. As always, we appreciate your business!

Cylinder Options

- **STD – Standard Cylinder.** Cylinder will provide consistent door control throughout the opening & closing cycle. Independent backcheck, main speed and latch speed are field adjustable regulation valves and incorporated into the cylinder.
- **DEL – Delay Action Cylinder.** Cylinder will provide consistent door control throughout the opening & closing cycle but includes an extra regulation valve that allows the door to slowly close (delay) as it begins to sends the door back to latch (approximately 70º). Independent backcheck, main speed and latch speed are field adjustable regulation valves and incorporated into the cylinder.

Cover Options

- **STD – Standard Cover.** Cover will enclose the cylinder body with the exception of the unused pinion shaft. A shaft cover will be included to cover the unused pinion shaft.
- **SLIM – Slim Cover.** Cover will enclose the cylinder body with the exception of the unused pinion shaft. A shaft cover will be included to cover the unused pinion shaft.
- **FULL – Full Cover.** Cover will enclose the entire cylinder body, including the unused pinion shaft.

Arm Options

- **Rw/PA – Regular Arm with Parallel Arm Bracket.** Includes adjustable forearm assembly to accommodate a variety of door types and frame conditions. Parallel Arm (PA) bracket allows closer to be installed on the 'push' side of the door in a parallel arm type configuration.
- **Hw/PA – Hold Open Arm with Parallel Arm Bracket.** Includes adjustable forearm assembly to accommodate a variety of door types and frame conditions. Parallel Arm (PA) bracket allows closer to be installed on the 'push' side of the door in a parallel arm type configuration. Hold open function adjustable at the arm shoe.
- **HD/PA – Heavy Duty Arm with Parallel Arm Bracket.** Includes a stamped steel main arm and forearm for added durability in potentially high traffic and/or abusive applications. Parallel Arm (PA) bracket is a permanent feature, installation on 'push' side of the door in a parallel arm type configuration is required.
- **FA – Forged Arm.** Extra heavy duty arm with parallel arm bracket. Includes a forged steel main arm and forearm for maximum durability in high traffic and/or abusive applications. Parallel Arm (PA) bracket is a permanent feature, installation on 'push' side of the door in a parallel arm type configuration is required.
- **FA/HO – Forged Arm with Hold Open.** Extra heavy duty arm with parallel arm bracket that incorporates a hold open feature. Includes a forged steel main arm and forearm for maximum durability in high traffic and/or abusive applications. Parallel Arm (PA) bracket is a permanent feature, installation on 'push' side of the door in a parallel arm type configuration is required.
- **DS – Dead Stop Arm.** Heavy duty arm with parallel arm bracket that incorporates a positive mechanical stop. Includes a stamped steel main arm and forearm for added durability in potentially high traffic and or abusive applications. Parallel Arm (PA) bracket is a permanent feature, installation on 'push' side of the door in a parallel arm type configuration is required.
- **DS/HO – Dead Stop Arm with Hold Open.** Heavy duty arm with parallel arm bracket that incorporates a positive mechanical stop and hold open feature.Includes a stamped steel main arm and forearm for added durability in potentially high traffic and or abusive applications. Parallel Arm (PA) bracket is a permanent feature, installation on 'push' side of the door in a parallel arm type configuration is required. Hold open function is manually selected with a 'thumb turn' feature built into the main portion of the arm.
- **SS – Spring-n-Stop Arm.** Extra heavy duty arm with parallel arm bracket that incorporates an integral spring stop. Includes a forged steel main arm and forearm for maximum durability in high traffic and/or abusive applications. Parallel Arm (PA) bracket is a permanent feature, installation on 'push' side of the door in a parallel arm type configuration is required.
- **SS/HO – Spring-n-Stop Arm with Hold Open.** Extra heavy duty arm with parallel arm bracket that incorporates an integral spring stop and hold open feature. Includes a forged steel main arm and forearm for maximum durability in high traffic and/or abusive applications. Parallel Arm (PA) bracket is a permanent feature, installation on 'push' side of the door in a parallel arm type configuration is required.

RwPA

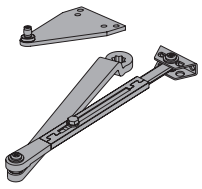

HwPA

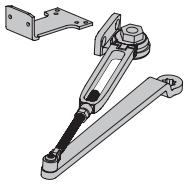

HDPA

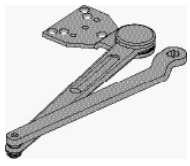

FA

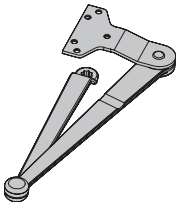

FAHO

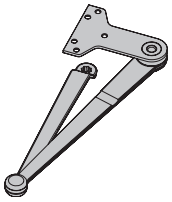

DS

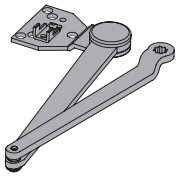

DSHO

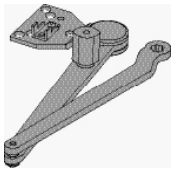

SS

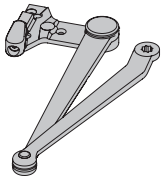

SSHO

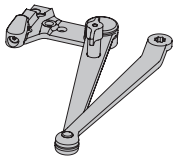

Fastener Pack Option

- TBWMS – Through Bolt, Wood & Machine Screws. Fasteners for installation on wood, hollow metal or aluminum store front type doors. Through bolts for installations on 1¾" thick, hollow core doors are included. SC60A/SC70A/SC80A/SC93A/SC94A faster pack will contain TBWMS and Self-Reaming and Tapping Screws

ADA Accessibility Requirements

- Product Information – Closers are preset for standard spring power or can be adjusted in the field to generate the 5lbs. of opening force (36" wide, interior door) requirements for ADA (Sections 4.13.10 and/or 4.13.11) and the ANSI Standard A117.1 (Sections 4.13.10 and/or 4.13.11).
- Product Information – Closers installed with the delay (DEL) cylinder option will also comply with the additional advisory suggestions for ADA (Section 4.13.10) and ANSI A117.1 (Section 4.13.10).

Prices subject to change without notice

SC60/SC60A Series

Light-Medium Duty

Model	Arm Type	Shipping Weight	AL (689) DKB (695) BR (696) MTBK (622)
SC61/SC61A	RwPA	7	210.00
SC61/SC61A	HwPA	7	240.00
SC61/SC61A	HDPA	7	240.00
SC61/SC61A	DS	9	265.00
SC61/SC61A	DSHO	9	293.00
SC61/SC61A	SS	9	349.00
SC61/SC61A	SSHO	9	370.00

REFERENCE NOTES:
1) SC61/SC61A ships standard as LESS cover.
2) SC61/SC61A is fully adjustable 1-5

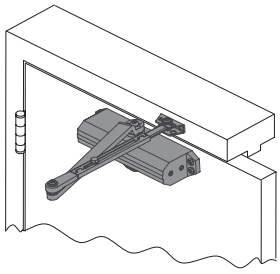

SC60/60A Series

Closer Options

Suffix	Description	List Adder
SLIM	SLIM Cover	18.00

Closer Parts and Accessories

Model	Description	Shipping Weight	List
SC61/SC61A-3071	Standard Cylinder	9	130.00
SC60/SC60A-72	Slim Cover	1	18.00
SC60/SC60A-3077/PA	Regular Arm w/ PA Bracket	3	81.00
SC60/SC60A-3049/PA	Hold Open Arm w/ PA Bracket	3	111.00
SC60/SC60A-3077HD	Heavy Duty Parallel Arm	3	111.00
SC60/SC60A-3077DS	Dead Stop Parallel Arm	5	133.00
SC60/SC60A-3049DS	Hold Open Dead Stop Parallel Arm	5	163.00
SC60/SC60A-3077SS	Spring N Stop Arm	5	218.00
SC60/SC60A-3049SS	Hold Open Spring N Stop Arm	5	243.00
SC60/SC60A-18	Mounting Plate - Top Jamb	2	41.00
SC60/SC60A-18PA	Mounting Plate - Push Side	2	41.00
SC60/SC60A-30	Cush Shoe Support	1	27.00
SC60/SC60A-61	Blade Stop Spacer	1	31.00
SC60/SC60A-62A	Offset Auxiliary Shoe	1	36.00
043156626427	SC60A/80A Standard Screw Pack AL Finish replacing 42824		13.00
043156626465	SC60A/80A Standard Screw Pack DKB Finish replacing 42833		13.00
043156626441	SC60A/80A Standard Screw Pack BR Finish replacing 42840		13.00
043156626434	SC60A/80A Screw Pack for Affixed Parallel Arm Shoe (AL) - in addition to 043156626427		13.00
043156626472	SC60A/80A Screw Pack for Affixed Parallel Arm Shoe (DKB) - in addition to 043156626465		13.00
043156626458	SC60A/80A Screw Pack for Affixed Parallel Arm Shoe (BR) - in addition to 043156626441		13.00
043156618422	SC60A/80A PINION CAP (AL)		8.00
043156618446	SC60A/80A PINION CAP (DKB)		8.00
043156618439	SC60A/80A PINION CAP (BR)		8.00
043156618453	SC60/80 PINION CAP (MTBK)		8.00

REFERENCE NOTES:
1) Matte Black and Dark Bronze Closers share the same screw finish.

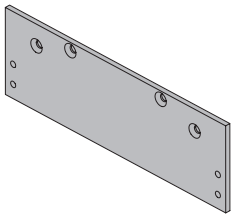

SC60A-18

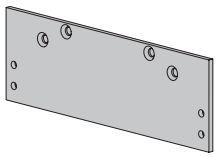

SC60A-18PA

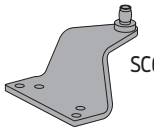

SC60A-62A

Prices subject to change without notice

SC70/SC70A Series

Heavy Duty

Model	Arm Type	Shipping Weight	AL (689) DKB (695) BR(696) MTBK (622)
SC71/SC71A	RwPA	10	414.00
SC71/SC71A	HwPA	10	442.00
SC71/SC71A	HDPA	11	442.00
SC71/SC71A	FA	11	463.00
SC71/SC71A	FAHO	11	495.00
SC71/SC71A	DS	11	465.00
SC71/SC71A	DSHO	12	497.00
SC71/SC71A	SS	12	552.00
SC71/SC71A	SSHO	12	575.00

REFERENCE NOTES:
1) SC71 ships standard with a FULL Cover.
2) SC71 is fully adjustable 1-6

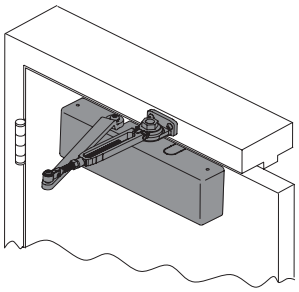

SC70/SC70A Series

Closer Options

Suffix	Description	List Adder
DEL[1]	Delayed Action Cylinder	37.00

REFERENCE NOTE:
1) Delay Action is not available in matte black.

Closer Parts and Accessories

Model	Description	Shipping Weight	List
SC71/SC71A-3071	Standard Cylinder	12	310.00
SC71/SC71A-3071DEL	Delay Cylinder[1]	12	354.00
SC70/SC70A-72	FULL Cover	1	23.00
SC70/SC70A-3077/PA	Regular Arm w/ PA Bracket	3	81.00
SC70/SC70A-3049/PA	Hold Open Arm w/ PA Bracket	3	111.00
SC70/SC70A-3077HD	Heavy Duty Parallel Arm	3	111.00
SC70/SC70A-3077FA	Forged Parallel Arm[1]	3	131.00
SC70/SC70A-3049FA	Hold Open Forged Parallel Arm	3	160.00
SC70/SC70A-3077DS	Dead Stop Parallel Arm	5	133.00
SC70/SC70A-3049DS	Hold Open Dead Stop Parallel Arm	5	163.00
SC70/SC70A-3077SS	Spring N Stop Arm[1]	5	218.00
SC70/SC70A-3049SS	Hold Open Spring N Stop Arm	5	243.00
SC70/SC70A-18	Narrow Frame Back Plate	3	71.00
SC70/SC70A-18PA	Narrow Top Rail Drop Plate	4	71.00
SC70/SC70A-30	Cush Shoe Support	1	27.00
SC70/SC70A-61	Blade Stop Spacer	1	31.00
SC70/SC70A-62A	Offset Auxiliary Shoe	1	36.00
043156649228	SC70A STD SCREW PACK AL		13.00
043156649242	SC70A STD SCREW PACK DKB		13.00
043156649235	SC70A STD SCREW PACK BR		13.00

REFERENCE NOTE:
1) Delay Cylinder is not available in matte black
2) Matte Black and Dark Bronze Closers share the same screw finish.

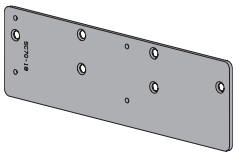

SC70/SC70A-18

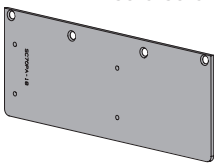

SC70/SC70A-18PA

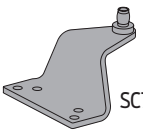

SC70/SC70A-62A

Prices subject to change without notice

SC80/SC80A Series

Medium Duty

Model	Arm Type	Shipping Weight	AL (689) DKB (695) BR (696) MTBK (622)
SC81/SC81A	RwPA	8	265.00
SC81/SC81A	HwPA	8	292.00
SC81/SC81A	HDPA	10	292.00
SC81/SC81A	DS	10	318.00
SC81/SC81A	DSHO	10	346.00
SC81/SC81A	SS	10	403.00
SC81/SC81A	SSHO	10	424.00

REFERENCE NOTES:
1) SC81/SC81A ships standard with a SLIM Cover.
2) SC81/SC81A is fully adjustable 1-6

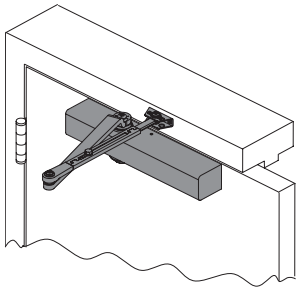

SC80/SC80A
(w/ full cover shown)

Closer Options

Suffix	Description	List Adder
FC	FULL Cover	9.00
DEL[1]	Delayed Action Cylinder	37.00

REFERENCE NOTE:
1) Delay action is not available in matte black.

Closer Parts and Accessories

Model	Description	Shipping Weight	List
SC81/SC81A-3071	Standard Cylinder	10	170.00
SC81-3071DEL	Delay Cylinder[1]	10	212.00
SC80/SC80A-72	Slim Cover	1	14.00
SC80/SC81A-72FC	FULL Cover	1	23.00
SC80/SC81A-3077/PA	Regular Arm w/ PA Bracket	3	81.00
SC80/SC81A-3049/PA	Hold Open Arm w/ PA Bracket	3	111.00
SC80/SC81A-3077HD	Heavy Duty Parallel Arm	3	111.00
SC80/SC81A-3077DS	Dead Stop Parallel Arm	5	133.00
SC80/SC81A-3049DS	Hold Open Dead Stop Parallel Arm	5	163.00
SC80/SC81A-3077SS	Spring N Stop Arm	5	218.00
SC80/SC81A-3049SS	Hold Open Spring N Stop Arm[1]	5	243.00
SC80/SC81A-18	Mounting Plate - Top Jamb	2	41.00
SC80/SC81A-18FC	Mounting Plate - Top Jamb for FULL Cover	2	41.00
SC80/SC81A-18PA	Mounting Plate - PA	2	41.00
SC80/SC81A-18PAFC	Mounting Plate - PA for FULL Cover	2	41.00
SC80/SC81A-30	Cush Shoe Support	1	27.00
SC80/SC81A-61	Blade Stop Spacer	1	31.00
SC80/SC81A-62A	Offset Auxiliary Shoe	1	36.00
043156626427	SC60A/80A Standard Screw Pack AL		13.00
043156626465	SC60A/80A Standard Screw Pack DKB		13.00
043156626441	SC60A/80A Standard Screw Pack BR		13.00
043156626434	SC60A/80A Screw Pack for Affixed Parallel Arm Shoe (AL) - in addition to 043156626427		13.00
043156626472	SC60A/80A Screw Pack for Affixed Parallel Arm Shoe (DKB) - in addition to 043156626465		13.00
043156626458	SC60A/80A Screw Pack for Affixed Parallel Arm Shoe (BR) - in addition to 043156626441		13.00
043156618422	SC60A/80A PINION CAP (AL)		8.00
043156618446	SC60A/80A PINION CAP (DKB)		8.00
043156618439	SC60A/80A PINION CAP (BR)		8.00
043156618453	SC60/80 PINION CAP (MTBK)		8.00

REFERENCE NOTE:
1) Delay cylinder is not available in matte black.
2) Matte Black and Dark Bronze Closers share the same screw finish.

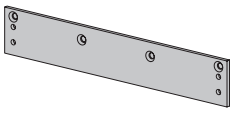

SC80/SC80A-18

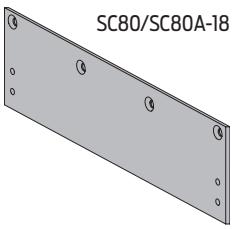

SC80/SC80A-18PA

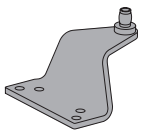

SC80/SC80 A-62A

Prices subject to change without notice

SC90/SC90A Series

Light- Residential Duty

Model	Arm Type	Size	Shipping Weight	AL (689) DKB (695)
SC91/SC91A	RwPA	1	5	154.00
SC91/SC91A	HwPA	1	5	183.00
SC93/SC93A	RwPA	3	5	154.00
SC93	HwPA	3	5	183.00
SC94/SC94A	RwPA	4	5	154.00
SC94	HwPA	4	5	183.00

REFERENCE NOTES:
1) SC90 series ship standard as LESS Cover.
2) Less Back Check option is available on SC91 RWPA AL, SC93 RWPA AL, SC94 RWPA AL & DKB at $10 Less List

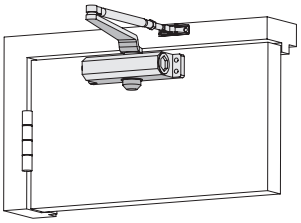

SC90/SC90A Series
(SC91 shown)

Closer Options

Suffix	Description	List Adder
STD	Standard Cover (Only fits 93 and 94 models)	22.00

Closer Parts and Accessories

Model	Description	Shipping Weight	List
SC90/SC90A-18	Mounting Plate - Top Jamb	2	41.00
SC90/SC90A-18PA	Mounting Plate - Push Side	2	41.00
043156654352	SC90 PINION CAP (ALUM)		8.00
043156654369	SC90 PINION CAP (DRKBRZ)		8.00

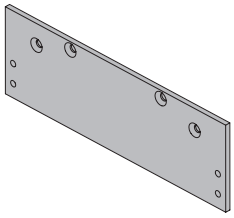

SC90/SC90A-18
(SC93A/94A only)

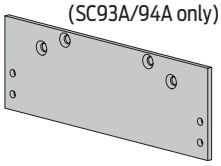

SC90/SC90A-18PA
(SC93A/94A only)

Prices subject to change without notice

OHC100A Series - Overhead Concealed (90º - without Hold Open)

Model	Door Swing Degree/ Hold Open Option	Arm /Floor Pivot Type	Adjustable Size	Shipping Weight	Standard Finish DKBRZ (695)
OHC100A	SO90 (90º - w/o Hold Open)	EL-DP	3-5	16	376.00
OHC101A	SO90 (90º - w/o Hold Open)	EL-DP	1-3	16	376.00
OHC100A	SO90 (90º - w/o Hold Open)	VO*	3-5	16	376.00
OHC101A	SO90 (90º - w/o Hold Open)	VO*	1-3	16	376.00
OHC100A	SO90 (90º - w/o Hold Open)	SL/GE	3-5	16	376.00
OHC101A	SO90 (90º - w/o Hold Open)	SL/GE	1-3	16	376.00

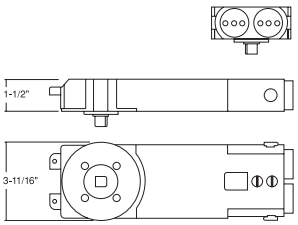

OHC100A Series - Overhead Concealed (90º - with Hold Open)

Model	Door Swing Degree/ Hold Open Option	Arm /Floor Pivot Type	Adjustable Size	Shipping Weight	Standard Finish DKBRZ (695)
OHC100A	HO90 (90º - w/ Hold Open)	EL-DP	3-5	16	376.00
OHC101A	HO90 (90º - w/ Hold Open)	EL-DP	1-3	16	376.00
OHC100A	HO90 (90º - w/ Hold Open)	VO*	3-5	16	376.00
OHC101A	HO90 (90º - w/ Hold Open)	VO*	1-3	16	376.00
OHC100A	HO90 (90º - w/ Hold Open)	SL/GE	3-5	16	376.00
OHC101A	HO90 (90º - w/ Hold Open)	SL/GE	1-3	16	376.00

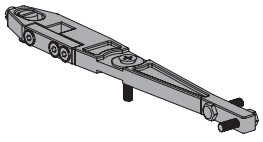
"S"

OHC100A Series - Overhead Concealed (105º - without Hold Open)

Model	Door Swing Degree/ Hold Open Option	Arm /Floor Pivot Type	Adjustable Size	Shipping Weight	Standard Finish DKBRZ (695)
OHC100A	S105 (105º - w/o Hold Open)	EL-DP	3-5	16	376.00
OHC101A	S105 (105º - w/o Hold Open)	EL-DP	1-3	16	376.00
OHC100A	S105 (105º - w/o Hold Open)	VO*	3-5	16	376.00
OHC101A	S105 (105º - w/o Hold Open)	VO*	1-3	16	376.00
OHC100A	S105 (105º - w/o Hold Open)	SL/GE	3-5	16	376.00
OHC101A	S105 (105º - w/o Hold Open)	SL/GE	1-3	16	376.00

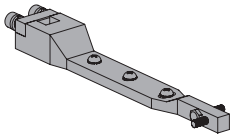
"A"

OHC100A Series - Overhead Concealed (105º - with Hold Open)

Model	Door Swing Degree/ Hold Open Option	Arm /Floor Pivot Type	Adjustable Size	Shipping Weight	Standard Finish DKBRZ (695)
OHC100A	H105(105º - w/ Hold Open)	EL-DP	3-5	16	376.00
OHC101A	H105(105º - w/ Hold Open)	EL-DP	1-3	16	376.00
OHC100A	H105(105º - w/ Hold Open)	VO*	3-5	16	376.00
OHC101A	H105(105º - w/ Hold Open)	VO*	1-3	16	376.00
OHC100A	H105(105º - w/ Hold Open)	SL/GE	3-5	16	376.00
OHC101A	H105(105º - w/ Hold Open)	SL/GE	1-3	16	376.00

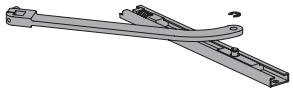
"VO"

REFERENCE NOTES:
1) *VO Style offset arm and track available in (AL) (689) or (DKBRZ) (695)
2) OHC100A and OHC101A Series Closers utilize a 'Hold-Open' feature within the cylinder assembly.
3) OHC100A Series Closers (Sizes 3-5) do not meet ADA force requirements.

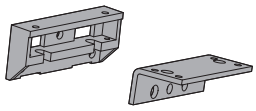
"AFK"

Closer Parts and Accessories

Model	Description	Shipping Weight	AL (689) or DKBRZ (695)
OHC100-S090	Standard 90º Cylinder (Adjustable Sizes 3-5)	12	333.00
OHC101-S090	Standard 90º Cylinder (Adjustable Sizes 1-3)	12	333.00
OHC100-H090	Hold Open 90º Cylinder (Adjustable Sizes 3-5)	12	333.00
OHC101-H090	Hold Open 90º Cylinder (Adjustable Sizes 1-3)	12	333.00
OHC100-S105	Standard 105º Cylinder (Adjustable Sizes 3-5)	12	333.00
OHC101-S105	Standard 105º Cylinder (Adjustable Sizes 1-3)	12	333.00
OHC100-H105	Hold Open 105º Cylinder (Adjustable Sizes 3-5)	12	333.00
OHC101-H105	Hold Open 105º Cylinder (Adjustable Sizes 1-3)	12	333.00
OHC100-AFK	Mounting Bracket & Hardware	1	30.00
OHC100-EL	"A" Style End Load Arm	2	89.00
OHC100-SL	"S" Style Side Load Arm	2	63.00
OHC100-VO*	"VO" Style Offset Arm & Track	4	89.00
OHC100-GE	Center Hung Floor Pivot used with Side Load arm	2	52.00
OHC100-DP	Center Hung Floor Pivot used with End Load arm	2	52.00

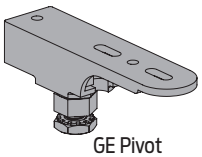
GE Pivot

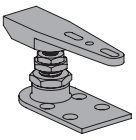
DP Pivot

* VO Style offset arm and track available in AL(689) or DKBRZ (695).

REFERENCE NOTES:
1) OHC100 series cylinder are available only in DKBRZ (695)
2) Mounting Bracket/Hardware and Arms are available only in AL (689) with the exception of VO Style.
3) *VO style offset arm and track are available in both AL (689) or DKBRZ (695).

Prices subject to change without notice

8200 Series

Auto Operator

Model	Description	Shipping Weight	AL (689)
8231	Pull Side (STD)	41	2,827.00

REFERENCE NOTES:
1) Ships with standard 26" length cover.

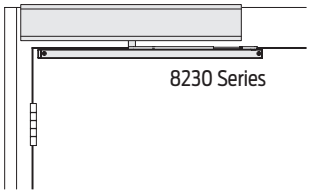
8230 Series

Auto Operator Parts

Model	Description	List
8230-3077T	Standard Arm	167.00
8230-3077PLCM	Standard Arm w/Track	243.00
8230-3038	Track	85.00
8230-72MC	Metal Cover	133.00
8230-MS	Screw Pack	22.00
8230-3018	Mounting Bracket	324.00
8230-3034	Track Roller	23.00
8230-3454	Motor Gearbox Assembly	1,755.00
8230-3462	Control Box	1,161.00
8230-3498-2A	A/C Power Cable	46.00

Model	Description	Shipping Weight	AL (689)
8242	Push Side (REG)	41	2,827.00

REFERENCE NOTES:
1) Ships with standard 26" length cover.

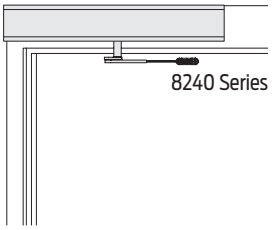
8240 Series

Auto Operator Parts

Model	Description	List
8240-3077	Regular Arm	135.00
8240-72MC	Metal Cover	133.00
8240-MS	Screw Pack	22.00
8240-77	Main Arm	125.00
8240-79	Rod	23.00
8240-3018	Mounting Bracket	324.00
8240-3454	Motor Gearbox Assembly	1,755.00
8240-3462	Control Box	1,161.00
8240-3498-2A	A/C Power Cable	46.00

8310 Series

Actuators & Accessories

6" Round – Text w/ Logo

Model	Description	List
8310-852T	Push Plate, Wall Mount	347.00
8310-869F	Mounting Box, Flush	211.00
8310-869S	Mounting Box, Surface	211.00
8310-802	Weather Ring	31.00

8310-852T

1 ½" x 4 ¾" Jamb – Text w/ Logo

Model	Description	List
8310-818T	Push Plate, Jamb Mount	229.00
8310-819F	Mounting Box, Flush	50.00
8310-819S	Mounting Box, Surface	50.00

8310-818T

Wireless Transmitters & Receiver

Model	Description	List
8310-844	Transmitter, Wall Mount	260.00
8310-844J	Transmitter, Jamb Mount	260.00
8310-861	Transmitter, Handheld	260.00
8310-865	Receiver	273.00

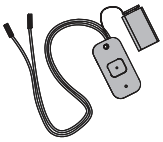
8310-844

REFERENCE NOTES:
1) Additional actuators and accessories are available through LCN - please see the LCN Price List.

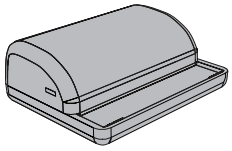
8310-865

Prices subject to change without notice

Standard Features

- UL294 Listed for Access Control
- Class 2 rated power limited output*
- Universal 120-240 VAC input
- Regulated and filtered DC outputs
- AC input, battery and DC output LED indications
- Plug and play connectors for optional distribution boards
- AC input status indication on outside cover
- AC monitoring
- 14"H x 12"W x 4"D enclosure

* PS906 is Class 2 when used with 900-8P option board

1. Select Power Supply

Model No.	Description	List Price
PS902	Base Power Supply (2A @ 12/24 VDC- field selectable) (approx. weight: 9 lbs) -PS902 is able to accept a total of one optional distribution board, plus one fire alarm relay along with one battery backup board and up to two 7A/hr batteries	321.00
PS904	Base Power Supply (4A @ 12/24 VDC- field selectable) (approx. weight: 11 lbs) - PS904 is able to accept a total of two optional distribution boards, plus one battery backup board and up to two 7A/hr batteries	608.00
PS906	Base Power Supply (6A @ 12/24 VDC- field selectable) (approx. weight: 7 lbs) - PS906 is able to accept a total of three optional distribution boards or two optional boards with battery backup board and two 7A/hr batteries	941.00
PS914	Base Power Supply (4A w/ 16A inrush @ 12/24 VDC- field selectable) (approx. weight: 9 lbs) - PS914 is able to accept a total of two optional boards, plus one battery backup board and two 7A/hr batteries	921.00
PS914RFK	The PS914RFK allows the retrofit of the PS914 into an existing PS873 cabinet.	1078.00
BAA	Buy America Act compliant power supply option will be labeled as "Assembled in the U.S.A. with U.S. and foreign materials"	50.00

FALCON "EL" devices require the PS914 to operate.
When specifying PS914 power supply for use with "EL" Electric Latch Retraction devices, the 2RS is furnished when board option not specified.

2. Select Optional Distribution Board with or without FA (Fire Alarm Relay)

Model No.	Description	Part #	List Price
900-4R	Independently controlled relays	44489912-00	216.00
900-4R-FA	Independently controlled relays with FA	44489912-00 & 44487247-00	296.00
900-2RS	2 Relay board output	44489896-00	220.00
900-2RS-FA	2 Relay board output with FA	44489896-00 & 44487247-00	300.00
900-4RL	4 Relay board integrated logic for controlling security interlocks, auto operators and time delays	44489920-00	595.00
900-4RL-FA	4 Relay board integrated logic for controlling security interlocks, auto operators and time delays with FA	44489920-00 & 44487247-00	675.00
900-8F	8 fuse protected outputs	44489946-00	80.00
900-8F-FA	8 fuse protected outputs with FA	44489946-00 & 44487247-00	160.00
900-8P	8 PTC protected outputs	44489938-00	80.00
900-8P-FA	8 PTC protected outputs with FA	44489938-00 & 44487247-00	160.00
900-BBK	Battery Backup Kit (includes two 7A/hr batteries)	44489961-00	311.00
900-BB	Battery Backup Board Only (sold separately)	44489953-00	156.00
900-BAT	Batteries Only (two 7A/hr batteries, sold separately)	44487155-00	156.00

* For field installation, use model number. Example: 900-2RS.

3. Select Other Power Supply Options

Model No.	Description	Part #	List Price
900-FA	Fire Alarm Relay (EIR) module is a plug-in relay to provide an interface with fire or other emergency override systems PS902: may be installed directly on power supply or may be used with optional distribution boards PS904/PS906/PS914: must be used with optional distribution boards. If an optional board is not listed the 900-8F-FA will be provided.	44487247-00	80.00
900-KL	Key Lock Cover (not available with BAA)	44486850-00	50.00

NOTES:

1) PS902, PS904, PS 906 and PS914 power supplies require connection to AC line voltage. Installation and all electrical connections (high and low voltage) should be performed by a qualified electrical contractor.
2) Power Supplies and Power Supply Options are not subject to standard discount terms.

Prices subject to change without notice

Power Transfers

Electric Power Transfers

Model No.	Description	SP28	SP313	Weight lbs
EPT 2	Two 18 gauge wires	599	599	2.5
EPT 10	Ten 24 gauge wires	637	637	2.5

NOTE:
Electric Power Transfers are not subject to standard discount terms.

EPT Options

Suffix	Description	List Add
CON	Cross-category solution using common interconnect components for electrified options. **Available on the EPT10.** Specify CON. See wire harness options in below Allegion Connect table.	$14.00
BAA	**"Buy America Act" compliant EPT option - No additional charge** will be labeled as "Assembled in the U.S.A. with U.S. and foreign materials"	N/C

Allegion Connect Harnesses - Prices listed are net, discounting does not apply

Part Number	Description	Price Each
Harnesses with Molex Connectors on both ends (for use with Hollow Metal Doors)		
CON-6	6" Wire Harness (internal p/n 106190-00)	15.00
CON-12	12" Wire Harness (internal p/n 106191-00)	19.00
CON-26	26" Wire Harness (internal p/n 106192-00)	22.00
CON-32	32" Wire Harness (internal p/n 106193-00)	23.00
CON-38	38" Wire Harness (internal p/n 106194-00)	26.00
CON-44	44" Wire Harness (internal p/n 106195-00)	24.00
CON-50	50" Wire Harness (internal p/n 106196-00)	26.00
CON-192	192" Wire Harness (internal p/n 106197-00)	56.00
Harnesses with Molex Connector on one end, crimped pins on other w/ attachable Molex connector (for use with Wood Doors)		
CON-6P	6" Wire Harness (internal p/n 106201-00)	18.00
CON-12P	12" Wire Harness (internal p/n 106202-00)	23.00
CON-26P	26" Wire Harness (internal p/n 106203-00)	26.00
CON-32P	32" Wire Harness (internal p/n 106204-00)	27.00
CON-38P	38" Wire Harness (internal p/n 106205-00)	27.00
CON-44P	44" Wire Harness (internal p/n 106206-00)	28.00
CON-50P	50" Wire Harness (internal p/n 106207-00)	29.00
CON-192P	192" Wire Harness (internal p/n 106208-00)	60.00
Harness with Molex Connector on one end, stripped leads on other (for connection to power supply)		
CON-6W	6" extension to power supply (internal p/n 106210-00)	18.00
Service Kit		
CON-KIT	Connector Service Kit (internal p/n 050823-00) contains: -100 each male & female terminals -10 each 4-pin and 8-pin male connectors -10 each 4-pin and 8-pin female connectors - 1 extraction tool - CON Adapter Harnesses for electrified hardware are located in the parts section with their corresponding products.	144.00

Prices subject to change without notice

About Allegion

Allegion (NYSE: ALLE) is a global pioneer in seamless access, with leading brands like CISA®, Interflex®, LCN®, Schlage®, SimonsVoss® and Von Duprin®. Focusing on security around the door and adjacent areas, Allegion secures people and assets with a range of solutions for homes, businesses, schools and institutions. Allegion had $2.7 billion in revenue in 2020, and its security products are sold around the world.

For more, visit **www.allegion.ca**

KRYPTONITE ■ LCN ■ SCHLAGE ■ STEELCRAFT ■ VON DUPRIN

© 2022 Allegion
CAN010065, Rev. 06/22
allegion.ca

ALLEGION™