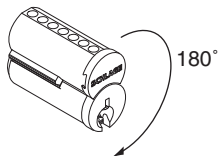


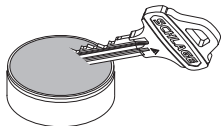


SFIC Lubrication Instructions
Instrucciones para lubricación de SFIC
Instructions de lubrification du SFIC

- 1** Turn Core Upside Down
 Gire el núcleo al revés
 Tourner le barillet à l'envers

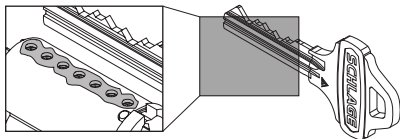
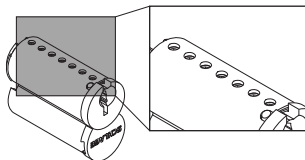


- 2** Scoop Graphite* With Key
 Recoja grafito* con la llave
 Prendre le graphite* à l'aide de la clé



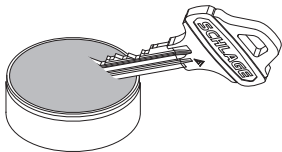
*Superior® 4726 Natural Vein Graphite (or equivalent) recommended
 *Se recomienda grafito Superior® 4726 de veta natural (o su equivalente)
 *Graphite de veine naturelle Superior® 4726 (ou équivalent) recommandé

- 3** Place Graphite in Holes on Bottom of Core
 Coloque el grafito en los agujeros al fondo del núcleo
 Placer le graphite dans les trous sur la partie inférieure
 du barillet

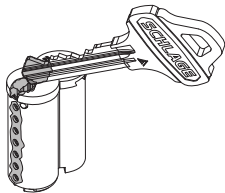


4

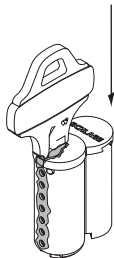
Scoop 1/4" (60 mg) Graphite
Recoja 60 mg de grafito
Prendre le graphite de 60 mg

**5**

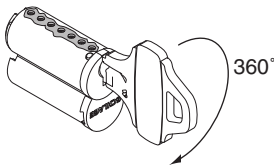
Dump Graphite into Keyway
Vac e el grafito en la agujero de la cerradura
Mettre le graphite dans le trou de la serrure

**6**

Insert Key into Core
Inserte la llave en el n cleo
Ins rer la cl  dans le barillet

**7**

Rotate Key 360 
Gire la llave 360 
Tourner la cl  360 



Customer Service

1-877-671-7011

www.allegion.com/us



ALLEGION™

  Allegion 2015
Printed in U.S.A.
P515-732 Rev. 05/15-b