

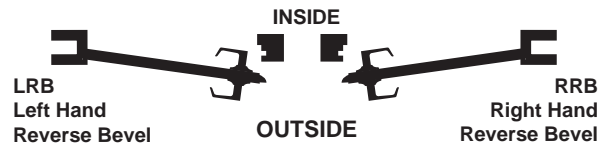
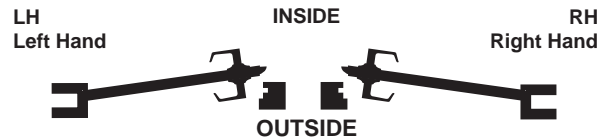


P509-664

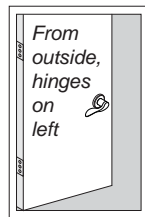


### HANDING INSTRUCTION FOR LEVER LOCK INSTALLATION


The “Hand” is determined by the direction of door swing when viewed from the outside, or corridor side of the door.



When properly installed, the end of the lever should point toward the hinge side of the door.



Lever installed on left hand door



Lever installed on right hand door



© Allegion 2014  
Printed in U.S.A.  
P509-664 Rev. 01/14-c